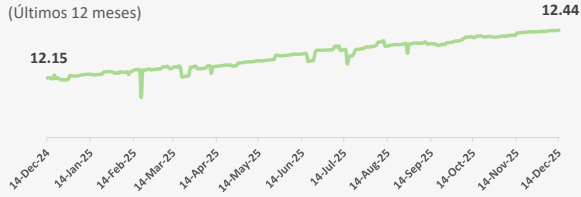


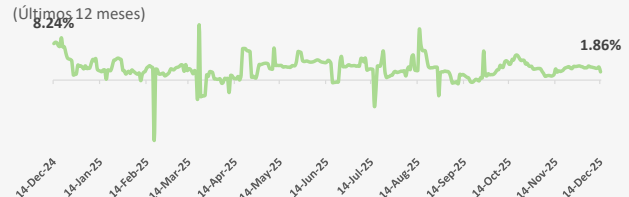
Nombre del fondo

Fondo Mutuo Renta Fija - BHD Fondos Plazo 30 Días Dólares

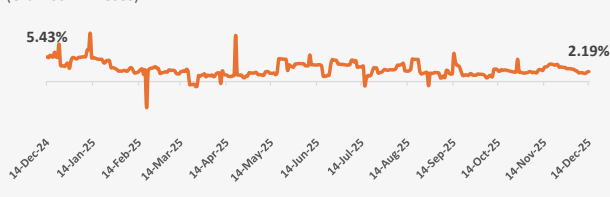
Evolución del Valor de la Cuota
(Últimos 12 meses)



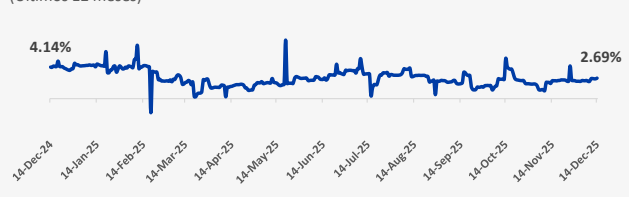
Evolución de la Rentabilidad - 30 días
(Últimos 12 meses)



Evolución de la Rentabilidad - 60 días
(Últimos 12 meses)



Evolución de la Rentabilidad - 90 días
(Últimos 12 meses)



Rentabilidad Histórica

Fecha	Patrimonio neto del Fondo	Valor Cuota	Rentabilidad				
			30 días	60 días	90 días	180 días	365 días
14-Dec-25	57,591,195.13	12.44	1.86%	2.19%	2.69%	2.38%	2.34%
13-Dec-25	57,584,496.14	12.44	2.93%	2.12%	2.60%	2.29%	2.34%
12-Dec-25	57,577,796.95	12.43	2.71%	1.85%	2.61%	2.27%	2.54%
11-Dec-25	61,187,491.33	12.43	2.66%	1.79%	2.64%	2.29%	2.51%
10-Dec-25	61,113,257.36	12.43	2.78%	1.89%	2.62%	2.33%	2.53%
9-Dec-25	64,108,670.12	12.43	2.85%	1.94%	2.26%	2.32%	2.48%
8-Dec-25	66,250,224.97	12.43	2.95%	1.94%	2.27%	2.32%	2.39%
7-Dec-25	67,776,040.06	12.43	2.99%	1.92%	2.39%	2.31%	2.40%
6-Dec-25	67,768,849.90	12.43	3.19%	2.33%	2.35%	2.27%	2.40%
5-Dec-25	67,761,657.24	12.43	2.81%	2.38%	2.36%	2.26%	2.45%
4-Dec-25	67,544,135.82	12.43	2.78%	2.66%	2.38%	2.26%	2.40%
3-Dec-25	67,153,868.48	12.43	2.77%	2.69%	2.26%	2.27%	2.41%
2-Dec-25	64,463,275.12	12.43	2.99%	2.81%	2.28%	2.32%	2.43%
1-Dec-25	64,593,003.87	12.43	3.06%	2.80%	2.28%	2.32%	2.43%
30-Nov-25	67,149,287.25	12.43	3.20%	2.84%	2.29%	2.35%	2.44%
29-Nov-25	67,142,971.40	12.43	3.16%	2.84%	2.37%	2.34%	2.44%
28-Nov-25	67,136,032.47	12.43	3.09%	3.10%	2.37%	2.32%	2.44%
27-Nov-25	67,032,239.67	12.43	3.07%	3.08%	2.44%	2.36%	2.45%
26-Nov-25	67,541,791.70	12.43	3.09%	3.17%	4.29%	2.39%	2.71%
25-Nov-25	62,881,571.19	12.43	2.61%	3.21%	2.30%	2.36%	2.72%
24-Nov-25	62,897,275.27	12.43	2.68%	3.15%	2.28%	2.31%	2.74%
23-Nov-25	61,665,705.27	12.43	3.03%	3.72%	2.41%	2.34%	2.77%
22-Nov-25	61,658,755.49	12.43	2.95%	3.72%	2.45%	2.32%	2.77%
21-Nov-25	61,651,805.80	12.43	2.81%	3.60%	2.45%	2.68%	2.88%
20-Nov-25	66,763,848.52	12.42	2.66%	3.72%	2.46%	2.68%	2.88%
19-Nov-25	68,362,203.18	12.42	2.24%	3.81%	2.39%	2.71%	2.89%

Fecha	Patrimonio neto del Fondo	Valor Cuota	Rentabilidad				
			30 días	60 días	90 días	180 días	365 días
18-Nov-25	67,475,758.24	12.42	2.05%	3.85%	2.38%	2.72%	2.90%
17-Nov-25	68,417,045.45	12.42	1.94%	3.67%	2.33%	2.69%	2.89%
16-Nov-25	68,484,543.70	12.42	2.10%	3.32%	2.36%	2.70%	2.90%
15-Nov-25	68,476,915.61	12.42	1.81%	3.22%	2.34%	2.71%	2.90%
14-Nov-25	68,469,287.29	12.42	2.53%	3.11%	2.35%	2.69%	2.88%
13-Nov-25	67,934,834.15	12.41	1.31%	2.44%	1.99%	2.52%	3.67%
12-Nov-25	68,749,847.36	12.41	0.99%	2.55%	2.13%	2.56%	3.09%
11-Nov-25	68,322,856.97	12.41	0.92%	2.63%	2.13%	2.51%	3.09%
10-Nov-25	68,261,016.76	12.41	1.02%	2.54%	2.12%	2.52%	2.83%
9-Nov-25	68,254,183.45	12.41	1.04%	1.97%	1.04%	2.51%	2.83%
8-Nov-25	68,247,282.18	12.40	0.94%	1.93%	1.17%	2.51%	2.83%
7-Nov-25	68,240,379.00	12.40	0.86%	2.09%	1.18%	2.51%	2.82%
6-Nov-25	67,070,875.96	12.40	1.48%	1.93%	1.12%	2.48%	2.80%
5-Nov-25	67,776,293.51	12.40	1.95%	2.13%	1.20%	2.54%	2.83%
4-Nov-25	67,570,249.58	12.40	2.54%	2.18%	1.68%	2.54%	2.78%
3-Nov-25	67,585,482.84	12.40	2.62%	2.01%	1.88%	2.52%	2.79%
2-Nov-25	65,993,913.64	12.40	2.62%	1.92%	1.93%	2.51%	2.79%
1-Nov-25	65,986,597.22	12.40	2.55%	1.90%	1.91%	2.49%	2.79%
31-Oct-25	65,979,280.72	12.40	2.49%	1.84%	1.91%	2.49%	2.64%
30-Oct-25	59,761,202.73	12.40	2.51%	1.98%	1.94%	2.50%	2.55%
29-Oct-25	60,194,422.75	12.40	3.11%	2.01%	1.96%	2.52%	2.74%
28-Oct-25	60,004,663.70	12.40	3.10%	2.13%	1.96%	2.55%	2.75%
27-Oct-25	60,172,524.26	12.40	3.25%	4.90%	2.01%	2.57%	2.65%
26-Oct-25	59,149,759.60	12.40	3.82%	2.14%	2.37%	2.66%	2.69%
25-Oct-25	59,143,520.99	12.40	3.62%	2.09%	2.37%	2.89%	2.69%
24-Oct-25	59,136,994.59	12.40	4.41%	2.11%	2.37%	2.88%	2.69%
23-Oct-25	59,214,430.78	12.40	4.50%	2.21%	2.41%	2.89%	3.38%
22-Oct-25	61,946,459.28	12.40	4.41%	2.28%	2.45%	2.91%	2.91%
21-Oct-25	61,989,378.45	12.40	4.80%	2.36%	2.49%	2.79%	2.94%
20-Oct-25	63,146,129.66	12.40	5.39%	2.46%	2.68%	2.88%	2.98%
19-Oct-25	63,720,013.66	12.40	5.67%	2.54%	3.30%	2.92%	3.00%
18-Oct-25	63,712,967.16	12.40	5.44%	2.53%	3.86%	2.85%	3.00%
17-Oct-25	63,705,920.60	12.40	4.55%	2.49%	3.86%	2.84%	2.99%
16-Oct-25	62,625,177.28	12.40	4.66%	2.61%	3.96%	2.89%	2.91%
15-Oct-25	62,601,974.98	12.39	3.69%	2.25%	4.18%	2.77%	2.89%
14-Oct-25	62,748,609.76	12.39	3.58%	2.33%	5.27%	2.80%	2.89%
13-Oct-25	65,648,637.48	12.40	4.14%	2.70%	2.53%	2.88%	2.93%
12-Oct-25	67,317,486.38	12.40	4.37%	2.74%	2.55%	2.91%	2.95%
11-Oct-25	67,309,711.97	12.40	4.08%	2.67%	2.55%	2.90%	2.94%
10-Oct-25	67,301,937.34	12.40	2.91%	1.05%	2.55%	2.89%	2.94%
9-Oct-25	66,708,107.40	12.39	2.93%	1.29%	2.59%	2.91%	2.95%
8-Oct-25	66,593,035.68	12.39	3.33%	1.34%	1.70%	2.93%	2.95%
7-Oct-25	66,763,907.18	12.38	2.38%	0.94%	1.62%	3.43%	2.88%
6-Oct-25	66,285,580.95	12.38	2.31%	0.82%	1.34%	2.64%	2.87%
5-Oct-25	66,301,070.11	12.38	1.82%	1.25%	1.15%	2.54%	2.83%
4-Oct-25	66,293,281.44	12.37	1.41%	1.51%	1.70%	2.52%	2.83%
3-Oct-25	66,285,492.54	12.37	1.24%	1.59%	1.70%	2.68%	2.82%
2-Oct-25	66,887,462.33	12.37	1.25%	1.58%	1.73%	2.69%	2.85%
1-Oct-25	65,625,368.48	12.37	1.20%	1.62%	1.72%	2.71%	2.85%
30-Sep-25	65,509,003.48	12.37	1.44%	1.65%	1.70%	2.71%	2.85%
29-Sep-25	64,956,152.33	12.36	0.92%	1.40%	1.50%	2.60%	2.76%

Fecha	Patrimonio neto del Fondo	Valor Cuota	Rentabilidad				
			30 días	60 días	90 días	180 días	365 días
28-Sep-25	57,456,986.40	12.37	1.18%	1.39%	1.58%	2.62%	2.78%
27-Sep-25	57,450,193.07	12.36	6.57%	1.39%	1.52%	2.61%	2.78%
26-Sep-25	57,443,400.44	12.36	0.50%	1.65%	1.48%	2.33%	2.80%
25-Sep-25	56,746,117.84	12.36	0.58%	1.75%	1.52%	2.37%	2.82%
24-Sep-25	55,075,145.96	12.35	-0.15%	1.37%	1.19%	2.24%	2.70%
23-Sep-25	55,068,577.71	12.35	-0.04%	1.37%	1.15%	2.29%	2.70%
22-Sep-25	55,056,738.83	12.35	0.19%	1.48%	1.20%	2.29%	2.73%
21-Sep-25	55,074,106.22	12.35	-0.03%	1.36%	1.58%	3.04%	2.71%
20-Sep-25	55,067,603.77	12.35	-0.39%	1.35%	3.04%	3.08%	2.70%
19-Sep-25	55,060,915.07	12.35	-0.49%	2.13%	3.04%	3.07%	2.68%
18-Sep-25	54,930,911.83	12.35	-0.29%	3.08%	3.12%	3.11%	2.66%
17-Sep-25	54,977,410.03	12.36	0.47%	3.52%	3.39%	3.26%	2.68%
16-Sep-25	55,128,476.80	12.36	0.60%	3.61%	3.46%	3.28%	2.70%
15-Sep-25	54,956,172.46	12.36	0.84%	4.43%	2.08%	2.34%	2.76%
14-Sep-25	54,132,816.91	12.36	1.09%	6.13%	1.97%	2.20%	2.77%
13-Sep-25	54,126,262.83	12.36	1.28%	1.73%	1.93%	2.33%	2.77%
12-Sep-25	54,119,542.09	12.35	1.13%	1.65%	1.93%	2.23%	2.84%
11-Sep-25	54,236,333.09	12.36	1.28%	1.79%	2.03%	2.28%	2.87%
10-Sep-25	54,563,278.29	12.37	-0.78%	2.37%	2.38%	2.47%	2.97%
9-Sep-25	54,817,359.05	12.37	-0.33%	2.43%	2.38%	2.59%	3.04%
8-Sep-25	56,077,491.98	12.36	-0.61%	0.89%	2.23%	2.54%	3.04%
7-Sep-25	54,536,808.49	12.36	-0.48%	1.24%	2.19%	2.53%	3.05%
6-Sep-25	54,530,050.27	12.36	-0.65%	0.86%	2.16%	2.30%	3.05%
5-Sep-25	54,523,291.86	12.36	0.69%	0.81%	2.15%	2.28%	3.04%
4-Sep-25	54,503,721.31	12.36	1.62%	1.84%	2.28%	2.35%	3.06%
3-Sep-25	58,212,104.33	12.36	1.94%	1.94%	2.37%	2.38%	3.07%
2-Sep-25	57,366,073.06	12.36	1.92%	1.98%	2.36%	2.36%	3.07%
1-Sep-25	57,476,011.14	12.36	2.05%	1.98%	2.40%	2.55%	3.07%
31-Aug-25	57,430,862.01	12.36	1.86%	1.82%	2.30%	2.50%	3.05%
30-Aug-25	57,425,088.18	12.35	1.87%	1.79%	2.27%	2.47%	3.05%
29-Aug-25	57,418,725.17	12.35	1.61%	1.78%	2.28%	2.47%	3.03%
28-Aug-25	57,399,692.15	12.30	-3.54%	-0.92%	0.52%	1.59%	2.58%
27-Aug-25	57,911,346.20	12.36	2.82%	1.98%	2.42%	2.58%	3.06%
26-Aug-25	57,933,440.93	12.36	2.93%	2.00%	2.33%	2.59%	3.05%
25-Aug-25	55,742,444.32	12.36	2.91%	1.87%	2.27%	2.58%	3.04%
24-Aug-25	57,785,870.48	12.35	2.80%	1.75%	2.19%	2.44%	3.03%
23-Aug-25	57,779,338.28	12.35	2.79%	1.70%	2.91%	2.45%	3.02%
22-Aug-25	57,772,805.58	12.35	2.77%	2.40%	2.91%	2.47%	3.01%
21-Aug-25	57,767,737.48	12.35	3.12%	4.80%	3.04%	2.53%	3.19%
20-Aug-25	57,809,383.78	12.35	4.83%	4.85%	3.06%	2.55%	3.19%
19-Aug-25	57,872,940.97	12.35	6.56%	4.87%	3.05%	2.53%	3.19%
18-Aug-25	58,345,637.62	12.35	6.66%	4.88%	3.05%	5.34%	3.19%
17-Aug-25	57,900,128.39	12.35	6.72%	4.92%	3.07%	2.48%	3.19%
16-Aug-25	57,893,193.72	12.35	8.15%	2.71%	3.04%	2.45%	3.19%
15-Aug-25	57,886,263.13	12.35	11.42%	2.41%	3.04%	2.39%	3.18%
14-Aug-25	57,936,216.49	12.34	2.19%	2.26%	2.99%	2.35%	2.98%
13-Aug-25	57,118,999.24	12.34	2.18%	2.34%	2.89%	2.38%	2.98%
12-Aug-25	57,149,423.49	12.34	2.31%	2.41%	2.92%	2.48%	3.01%
11-Aug-25	57,352,177.66	12.37	5.63%	4.00%	4.00%	3.04%	3.27%
10-Aug-25	58,293,808.48	12.37	5.26%	3.76%	3.86%	3.02%	3.23%
9-Aug-25	58,286,544.12	12.37	2.42%	3.68%	3.85%	3.25%	3.23%

Fecha	Patrimonio neto del Fondo	Valor Cuota	Rentabilidad				
			30 días	60 días	90 días	180 días	365 días
8-Aug-25	58,279,281.57	12.37	2.99%	3.55%	3.85%	2.95%	3.22%
7-Aug-25	58,577,477.06	12.37	2.39%	3.59%	3.91%	2.98%	3.22%
6-Aug-25	58,503,760.86	12.35	0.93%	2.89%	3.40%	2.75%	3.08%
5-Aug-25	59,694,361.10	12.34	2.07%	2.62%	3.16%	2.61%	3.14%
4-Aug-25	59,624,562.75	12.34	1.93%	2.58%	3.09%	2.55%	3.18%
3-Aug-25	60,055,837.38	12.34	2.03%	2.58%	3.07%	2.52%	3.18%
2-Aug-25	60,048,379.58	12.34	1.90%	2.58%	3.07%	2.65%	3.18%
1-Aug-25	60,040,921.56	12.34	1.79%	2.53%	3.07%	2.57%	3.02%
31-Jul-25	61,866,300.51	12.34	1.72%	2.47%	3.08%	2.58%	2.89%
30-Jul-25	61,503,420.48	12.34	1.96%	2.61%	3.15%	2.62%	3.11%
29-Jul-25	61,467,526.80	12.34	1.77%	2.62%	3.14%	2.49%	2.96%
28-Jul-25	61,266,997.31	12.33	1.14%	2.21%	2.95%	2.34%	2.90%
27-Jul-25	61,286,259.65	12.33	1.07%	2.03%	3.41%	2.28%	2.89%
26-Jul-25	61,278,728.22	12.33	0.83%	1.94%	3.39%	2.26%	2.89%
25-Jul-25	61,271,196.16	12.32	0.72%	1.89%	3.38%	2.23%	2.85%
24-Jul-25	61,153,828.07	12.32	0.62%	2.96%	3.38%	2.23%	2.80%
23-Jul-25	61,062,542.09	12.32	2.03%	2.98%	3.08%	2.23%	2.80%
22-Jul-25	61,138,061.64	12.32	6.52%	3.00%	3.08%	2.25%	2.82%
21-Jul-25	60,879,739.94	12.30	4.87%	2.19%	2.54%	2.15%	2.69%
20-Jul-25	60,843,616.16	12.29	3.21%	1.34%	1.85%	1.86%	2.55%
19-Jul-25	60,836,521.22	12.28	3.13%	1.29%	1.83%	1.86%	2.55%
18-Jul-25	60,829,425.12	12.28	3.15%	1.29%	1.83%	1.84%	2.63%
17-Jul-25	60,403,817.08	12.27	-2.46%	0.58%	1.38%	1.61%	2.62%
16-Jul-25	60,204,753.11	12.24	-5.87%	-0.90%	0.38%	1.10%	2.37%
15-Jul-25	60,481,619.02	12.32	2.34%	3.39%	3.24%	2.50%	3.08%
14-Jul-25	60,900,407.56	12.32	2.50%	3.25%	3.27%	2.48%	3.08%
13-Jul-25	60,951,739.51	12.32	2.52%	3.22%	3.25%	2.43%	3.08%
12-Jul-25	60,944,450.10	12.32	2.40%	3.20%	3.23%	2.41%	3.08%
11-Jul-25	60,936,897.97	12.32	2.29%	3.17%	3.23%	2.35%	3.07%
10-Jul-25	62,952,565.23	12.34	4.95%	4.58%	4.17%	2.82%	3.30%
9-Jul-25	62,951,880.00	12.34	4.12%	4.28%	5.26%	2.72%	3.25%
8-Jul-25	62,997,015.38	12.34	4.80%	4.68%	3.95%	2.81%	3.31%
7-Jul-25	62,855,423.85	12.34	4.88%	4.66%	3.95%	2.85%	3.31%
6-Jul-25	62,691,065.44	12.32	3.17%	3.71%	3.36%	2.56%	3.17%
5-Jul-25	62,682,925.34	12.32	3.23%	3.68%	3.66%	2.57%	3.16%
4-Jul-25	62,674,785.01	12.32	3.13%	3.60%	3.66%	2.57%	3.16%
3-Jul-25	62,625,539.14	12.32	3.26%	3.66%	3.71%	2.59%	3.17%
2-Jul-25	62,594,731.73	12.32	3.27%	3.72%	3.72%	2.61%	3.21%
1-Jul-25	62,741,702.60	12.32	3.23%	3.77%	3.71%	2.58%	3.21%
30-Jun-25	62,008,998.42	12.32	3.27%	3.76%	3.67%	2.53%	3.21%
29-Jun-25	61,699,612.81	12.32	3.47%	3.83%	3.71%	2.56%	3.22%
28-Jun-25	61,697,172.70	12.32	3.29%	3.86%	3.19%	2.53%	3.22%
27-Jun-25	61,694,732.50	12.32	3.01%	4.61%	3.22%	2.88%	3.22%
26-Jun-25	61,954,361.83	12.32	3.06%	4.69%	3.30%	2.93%	3.25%
25-Jun-25	62,618,909.34	12.32	3.08%	4.74%	3.44%	2.96%	3.25%
24-Jun-25	60,947,409.59	12.32	5.36%	4.79%	3.40%	2.95%	3.26%
23-Jun-25	62,405,920.00	12.30	3.94%	3.61%	4.52%	2.67%	3.14%
22-Jun-25	62,236,701.25	12.26	-0.40%	1.41%	3.11%	1.93%	2.77%
21-Jun-25	62,229,356.76	12.26	-0.43%	1.40%	3.11%	1.88%	2.76%
20-Jun-25	62,221,845.60	12.25	-0.49%	1.17%	3.11%	1.69%	2.76%
19-Jun-25	61,152,593.75	12.25	-0.53%	1.19%	3.13%	1.70%	2.76%

Fecha	Patrimonio neto del Fondo	Valor Cuota	Rentabilidad				
			30 días	60 días	90 días	180 días	365 días
18-Jun-25	61,144,632.53	12.25	-0.53%	1.18%	3.10%	1.69%	2.76%
17-Jun-25	61,767,349.67	12.29	3.71%	3.36%	2.60%	2.06%	3.11%
16-Jun-25	60,255,164.31	12.30	4.33%	3.67%	2.43%	2.51%	3.16%
15-Jun-25	60,585,355.85	12.30	4.45%	3.69%	2.72%	2.49%	3.17%
14-Jun-25	60,577,557.98	12.30	4.01%	3.65%	2.53%	2.38%	3.16%
13-Jun-25	60,569,759.97	12.29	3.94%	3.62%	2.52%	2.35%	3.16%
12-Jun-25	60,216,181.10	12.29	4.01%	3.65%	2.56%	2.37%	3.16%
11-Jun-25	60,263,867.35	12.29	4.07%	3.70%	2.79%	2.38%	3.17%
10-Jun-25	59,648,034.28	12.29	4.20%	3.79%	2.86%	2.81%	3.19%
9-Jun-25	59,570,659.06	12.29	4.45%	5.84%	2.87%	2.77%	3.18%
8-Jun-25	59,476,528.31	12.29	4.56%	3.52%	2.45%	2.80%	3.18%
7-Jun-25	59,470,002.79	12.29	4.44%	3.48%	2.41%	2.69%	3.18%
6-Jun-25	59,463,477.38	12.29	4.25%	3.45%	2.41%	2.50%	3.18%
5-Jun-25	59,553,003.00	12.29	4.13%	3.88%	2.38%	2.48%	3.17%
4-Jun-25	59,517,762.68	12.29	4.06%	3.93%	2.36%	2.49%	3.17%
3-Jun-25	60,135,115.30	12.29	4.06%	3.93%	2.70%	2.59%	3.17%
2-Jun-25	60,258,435.08	12.29	4.18%	3.95%	2.69%	2.49%	3.17%
1-Jun-25	66,291,710.51	12.29	4.31%	3.95%	2.68%	2.53%	3.18%
31-May-25	66,283,454.71	12.29	4.25%	3.87%	2.66%	2.52%	3.17%
30-May-25	66,275,472.64	12.28	4.20%	3.84%	2.66%	2.51%	3.17%
29-May-25	66,336,460.36	12.28	4.44%	3.14%	2.75%	2.55%	3.19%
28-May-25	66,332,943.41	12.29	6.23%	3.32%	2.84%	2.61%	3.21%
27-May-25	66,882,482.39	12.29	6.34%	3.41%	2.90%	2.63%	3.22%
26-May-25	66,770,244.69	12.29	6.42%	3.62%	2.68%	2.64%	3.23%
25-May-25	66,946,339.44	12.26	4.22%	2.43%	2.01%	2.79%	3.05%
24-May-25	66,938,000.04	12.26	3.27%	4.81%	2.02%	2.80%	3.04%
23-May-25	66,929,535.48	12.26	3.24%	4.91%	2.02%	2.81%	3.02%
22-May-25	67,690,341.32	12.26	3.26%	4.92%	2.03%	2.81%	3.02%
21-May-25	67,978,681.06	12.26	2.87%	4.95%	2.00%	2.82%	3.02%
20-May-25	58,028,023.27	12.26	2.93%	5.01%	7.68%	3.07%	3.03%
19-May-25	58,246,092.86	12.26	2.92%	4.97%	1.88%	3.06%	3.02%
18-May-25	58,627,529.03	12.26	3.01%	2.05%	1.85%	3.07%	3.03%
17-May-25	58,620,017.30	12.26	3.01%	1.50%	1.73%	3.09%	3.02%
16-May-25	58,612,501.52	12.25	2.94%	1.87%	1.73%	3.08%	3.02%
15-May-25	55,725,507.20	12.26	3.30%	1.80%	1.87%	3.14%	3.05%
14-May-25	55,730,518.09	12.26	3.31%	1.82%	2.05%	3.15%	3.03%
13-May-25	55,898,302.60	12.25	3.29%	1.84%	2.09%	3.10%	3.03%
12-May-25	55,851,403.76	12.25	3.34%	2.16%	2.18%	4.91%	3.04%
11-May-25	55,747,032.69	12.25	3.38%	2.19%	2.65%	3.70%	3.03%
10-May-25	55,740,318.26	12.25	7.25%	2.09%	2.06%	3.66%	3.03%
9-May-25	55,733,316.57	12.25	2.50%	1.41%	2.06%	3.12%	3.03%
8-May-25	55,267,957.64	12.25	2.53%	1.40%	2.10%	3.14%	3.03%
7-May-25	55,825,997.87	12.25	2.65%	1.50%	2.06%	3.17%	3.05%
6-May-25	55,784,619.65	12.25	3.63%	1.52%	2.01%	3.16%	3.05%
5-May-25	55,688,569.75	12.25	3.80%	1.53%	1.98%	3.17%	3.07%
4-May-25	55,681,564.45	12.25	3.80%	2.02%	2.23%	3.16%	3.06%
3-May-25	55,674,558.94	12.25	3.73%	1.95%	2.08%	3.05%	3.06%
2-May-25	55,667,553.23	12.24	3.60%	1.87%	2.07%	3.05%	3.05%
1-May-25	54,428,639.02	12.24	3.49%	1.87%	2.09%	3.05%	3.05%
30-Apr-25	54,183,556.16	12.24	3.47%	1.90%	1.85%	3.06%	3.06%
29-Apr-25	54,449,777.74	12.24	1.85%	1.92%	1.74%	2.77%	3.05%

Fecha	Patrimonio neto del Fondo	Valor Cuota	Rentabilidad				
			30 días	60 días	90 días	180 días	365 días
28-Apr-25	54,663,737.92	12.23	0.50%	1.19%	1.16%	2.33%	2.94%
27-Apr-25	54,388,696.04	12.23	0.57%	1.22%	1.14%	2.72%	2.94%
26-Apr-25	54,383,042.37	12.22	0.90%	0.86%	1.10%	2.70%	2.93%
25-Apr-25	54,377,287.45	12.22	0.67%	0.92%	1.09%	2.48%	2.93%
24-Apr-25	52,790,132.27	12.23	6.38%	1.41%	1.39%	2.63%	3.00%
23-Apr-25	52,167,891.83	12.23	6.61%	1.42%	1.43%	2.62%	3.00%
22-Apr-25	52,473,709.06	12.23	6.62%	1.43%	1.76%	2.62%	2.99%
21-Apr-25	52,748,189.36	12.23	7.08%	1.57%	1.87%	4.09%	3.03%
20-Apr-25	53,100,317.15	12.23	7.13%	10.14%	1.89%	3.11%	3.03%
19-Apr-25	53,093,803.96	12.23	7.05%	1.37%	1.84%	3.14%	3.03%
18-Apr-25	53,087,289.88	12.23	1.10%	1.28%	1.84%	3.13%	3.01%
17-Apr-25	53,080,775.61	12.23	0.02%	1.10%	1.83%	3.12%	3.00%
16-Apr-25	53,063,854.27	12.22	0.81%	1.13%	1.76%	3.12%	3.05%
15-Apr-25	52,308,778.09	12.22	0.32%	1.16%	1.69%	3.12%	3.04%
14-Apr-25	52,327,857.58	12.22	0.35%	1.42%	1.61%	2.92%	3.04%
13-Apr-25	53,485,291.96	12.22	0.41%	1.49%	1.59%	2.99%	3.04%
12-Apr-25	53,478,782.05	12.22	1.00%	1.60%	1.48%	2.98%	3.04%
11-Apr-25	53,472,205.37	12.22	1.03%	2.29%	1.47%	2.97%	3.03%
10-Apr-25	53,252,303.86	12.18	-2.81%	-0.44%	0.24%	2.33%	2.71%
9-Apr-25	53,885,189.11	12.22	0.34%	1.84%	1.68%	3.10%	3.09%
8-Apr-25	55,306,862.08	12.22	0.29%	1.89%	1.76%	3.11%	3.07%
7-Apr-25	55,318,513.74	12.22	0.36%	1.77%	1.77%	3.11%	3.07%
6-Apr-25	55,057,197.09	12.21	-0.55%	1.20%	1.48%	2.95%	2.99%
5-Apr-25	55,050,288.39	12.21	-0.69%	1.08%	1.48%	2.94%	2.99%
4-Apr-25	55,043,379.50	12.21	0.27%	1.46%	1.48%	2.93%	2.98%
3-Apr-25	54,820,991.74	12.21	0.20%	1.26%	1.50%	2.94%	2.99%
2-Apr-25	56,360,603.62	12.21	0.18%	1.32%	1.47%	2.96%	2.99%
1-Apr-25	56,672,156.86	12.21	0.28%	1.40%	1.40%	2.97%	2.99%
31-Mar-25	54,089,494.19	12.21	0.35%	1.04%	1.42%	3.03%	3.00%
30-Mar-25	56,505,572.17	12.22	1.69%	1.69%	1.88%	3.30%	3.13%
29-Mar-25	56,499,133.00	12.22	1.88%	1.49%	2.54%	3.29%	3.13%
28-Mar-25	56,492,693.83	12.22	1.87%	1.42%	2.56%	3.20%	3.12%
27-Mar-25	56,461,229.88	12.22	0.81%	1.19%	2.39%	3.11%	3.09%
26-Mar-25	56,522,810.41	12.22	1.15%	1.30%	2.48%	3.14%	3.11%
25-Mar-25	56,405,864.69	12.17	-3.39%	-1.02%	0.89%	2.41%	2.71%
24-Mar-25	56,399,233.00	12.17	-3.58%	-1.07%	0.73%	2.37%	2.69%
23-Mar-25	56,368,464.63	12.16	-3.57%	-0.58%	0.72%	2.27%	2.68%
22-Mar-25	56,361,934.76	12.16	-3.71%	-0.64%	0.62%	2.27%	2.68%
21-Mar-25	56,355,404.73	12.16	12.50%	-0.64%	0.25%	2.29%	2.68%
20-Mar-25	56,286,706.77	12.16	-4.09%	-0.67%	0.27%	2.29%	2.71%
19-Mar-25	54,221,585.06	12.22	1.45%	2.19%	2.17%	3.25%	3.18%
18-Mar-25	55,470,340.98	12.23	2.17%	2.72%	1.83%	3.39%	3.27%
17-Mar-25	55,537,314.18	12.22	1.43%	2.22%	2.27%	3.19%	3.20%
16-Mar-25	55,573,226.28	12.22	2.00%	2.37%	2.39%	3.17%	3.25%
15-Mar-25	55,566,834.10	12.22	2.48%	2.23%	2.16%	3.19%	3.25%
14-Mar-25	55,560,441.76	12.22	2.56%	2.16%	2.12%	3.25%	3.24%
13-Mar-25	55,496,835.09	12.21	2.18%	1.71%	1.92%	3.15%	3.19%
12-Mar-25	55,688,613.26	12.21	3.51%	1.69%	1.90%	3.14%	3.18%
11-Mar-25	55,667,547.71	12.21	1.98%	1.78%	2.75%	3.32%	3.19%
10-Mar-25	54,410,569.38	12.22	3.32%	2.33%	3.05%	3.55%	3.30%
9-Mar-25	54,563,778.87	12.22	3.46%	2.47%	3.12%	3.59%	3.30%

Fecha	Patrimonio neto del Fondo	Valor Cuota	Rentabilidad				
			30 días	60 días	90 días	180 días	365 días
8-Mar-25	54,557,436.41	12.22	3.16%	2.46%	2.89%	3.70%	3.30%
7-Mar-25	54,551,093.37	12.22	2.94%	2.49%	2.51%	3.75%	3.30%
6-Mar-25	54,498,534.34	12.22	2.85%	2.56%	2.55%	3.77%	3.31%
5-Mar-25	53,449,046.83	12.21	2.64%	2.08%	2.22%	3.60%	3.22%
4-Mar-25	53,570,250.99	12.21	2.30%	2.14%	2.46%	3.61%	3.23%
3-Mar-25	56,546,181.05	12.21	2.45%	2.10%	2.28%	3.62%	3.24%
2-Mar-25	56,446,543.44	12.21	2.51%	1.94%	2.34%	3.62%	3.24%
1-Mar-25	56,439,721.91	12.20	1.73%	1.94%	2.32%	3.60%	3.24%
28-Feb-25	56,432,833.74	12.20	1.37%	1.80%	2.29%	3.58%	3.24%
27-Feb-25	56,336,160.07	12.20	1.10%	2.85%	2.32%	3.59%	3.24%
26-Feb-25	56,330,086.45	12.20	0.97%	2.88%	2.32%	3.59%	3.23%
25-Feb-25	56,218,202.73	12.21	1.57%	3.27%	2.55%	3.68%	3.29%
24-Feb-25	54,973,060.84	12.20	1.44%	3.14%	2.49%	3.62%	3.28%
23-Feb-25	55,004,900.62	12.20	1.35%	2.96%	3.46%	3.59%	3.27%
22-Feb-25	54,998,385.48	12.20	1.44%	2.95%	3.48%	3.55%	3.27%
21-Feb-25	54,991,742.78	12.20	2.42%	2.80%	3.51%	3.53%	3.26%
20-Feb-25	51,652,352.47	12.20	2.44%	2.31%	3.55%	3.54%	3.27%
19-Feb-25	53,259,760.88	12.04	-13.64%	-5.75%	-1.85%	0.82%	1.91%
18-Feb-25	54,444,010.06	12.20	2.76%	2.51%	4.15%	3.59%	3.31%
17-Feb-25	54,332,603.22	12.20	2.92%	1.55%	4.20%	3.91%	3.29%
16-Feb-25	54,235,703.56	12.20	3.26%	2.75%	4.30%	3.96%	3.32%
15-Feb-25	54,229,129.77	12.20	3.01%	2.65%	4.34%	3.95%	3.32%
14-Feb-25	54,222,514.63	12.20	2.73%	2.31%	4.32%	3.93%	3.31%
13-Feb-25	54,087,500.33	12.19	1.97%	2.01%	4.15%	3.85%	3.27%
12-Feb-25	54,083,330.93	12.19	1.77%	1.96%	4.12%	3.83%	3.26%
11-Feb-25	53,932,613.38	12.19	1.23%	1.85%	3.94%	3.78%	3.24%
10-Feb-25	53,513,909.03	12.17	-0.13%	2.34%	6.99%	3.18%	3.12%
9-Feb-25	53,521,290.90	12.19	1.58%	2.97%	5.20%	3.44%	3.27%
8-Feb-25	53,514,709.57	12.19	1.34%	3.01%	5.13%	3.49%	3.26%
7-Feb-25	53,508,126.00	12.19	1.48%	2.66%	4.07%	3.46%	3.26%
6-Feb-25	53,466,708.07	12.19	1.76%	2.25%	4.17%	3.50%	3.30%
5-Feb-25	53,508,064.95	12.19	2.03%	2.35%	4.24%	3.53%	3.31%
4-Feb-25	54,028,431.91	12.19	2.27%	2.46%	4.28%	3.56%	3.32%
3-Feb-25	53,775,298.71	12.18	1.52%	2.37%	4.01%	3.39%	3.25%
2-Feb-25	53,570,588.07	12.18	1.98%	2.26%	4.13%	3.42%	3.28%
1-Feb-25	53,564,015.43	12.18	1.74%	2.32%	3.92%	3.63%	3.28%
31-Jan-25	53,557,390.45	12.18	1.37%	2.30%	3.91%	3.72%	3.28%
30-Jan-25	53,670,317.23	12.19	2.15%	2.64%	4.17%	3.85%	3.34%
29-Jan-25	53,906,449.22	12.19	2.23%	2.81%	4.28%	3.90%	3.36%
28-Jan-25	53,248,724.27	12.19	4.58%	3.00%	3.83%	3.65%	3.38%
27-Jan-25	52,628,302.16	12.19	4.78%	3.04%	3.47%	3.42%	3.39%
26-Jan-25	52,465,534.92	12.19	4.97%	3.07%	4.26%	3.83%	3.40%
25-Jan-25	52,460,494.14	12.19	4.84%	4.57%	4.22%	3.53%	3.39%
24-Jan-25	52,455,453.37	12.19	4.56%	4.62%	3.80%	3.51%	3.39%
23-Jan-25	52,476,591.13	12.19	4.45%	4.61%	3.75%	3.48%	3.38%
22-Jan-25	49,741,352.80	12.18	3.18%	4.11%	3.39%	3.30%	3.29%
21-Jan-25	52,367,674.93	12.18	2.18%	4.16%	3.43%	3.24%	3.30%
20-Jan-25	52,361,742.65	12.17	2.16%	4.85%	6.17%	3.16%	3.30%
19-Jan-25	52,163,271.14	12.17	2.26%	4.89%	4.27%	3.17%	3.30%
18-Jan-25	52,157,500.91	12.17	0.19%	4.88%	4.34%	3.20%	3.30%
17-Jan-25	52,151,730.54	12.17	2.24%	4.94%	4.31%	3.21%	3.30%

Fecha	Patrimonio neto del Fondo	Valor Cuota	Rentabilidad				
			30 días	60 días	90 días	180 días	365 días
16-Jan-25	52,164,784.53	12.17	2.29%	5.04%	4.39%	3.24%	3.31%
15-Jan-25	52,577,302.12	12.17	1.89%	5.16%	4.47%	3.28%	3.33%
14-Jan-25	52,788,343.94	12.17	2.04%	5.30%	4.53%	3.48%	3.35%
13-Jan-25	52,457,804.76	12.17	2.15%	5.20%	4.18%	3.72%	3.36%
12-Jan-25	52,067,692.91	12.18	2.46%	10.62%	4.41%	3.77%	3.38%
11-Jan-25	52,061,839.80	12.18	4.81%	7.08%	4.38%	3.76%	3.38%
10-Jan-25	52,055,986.52	12.17	4.36%	6.98%	4.36%	3.75%	3.38%
9-Jan-25	51,903,896.92	12.17	4.68%	5.51%	4.43%	3.78%	3.40%
8-Jan-25	51,619,968.23	12.17	3.84%	5.43%	4.37%	3.75%	3.38%
7-Jan-25	51,595,608.99	12.17	2.74%	5.44%	4.36%	3.74%	3.38%
6-Jan-25	51,478,457.85	12.17	2.66%	5.36%	4.33%	3.73%	3.37%
5-Jan-25	51,472,040.37	12.17	2.64%	5.33%	4.32%	3.72%	3.36%
4-Jan-25	51,465,622.74	12.17	3.22%	5.27%	4.30%	3.71%	3.36%
3-Jan-25	51,459,204.95	12.16	2.54%	4.96%	4.28%	3.70%	3.39%
2-Jan-25	51,457,210.64	12.16	2.91%	5.07%	4.35%	3.74%	3.37%
1-Jan-25	51,326,432.51	12.17	3.21%	5.24%	4.47%	3.79%	3.39%
31-Dec-24	51,320,123.78	12.17	3.13%	5.24%	4.45%	3.78%	3.39%
30-Dec-24	51,104,190.17	12.17	3.38%	4.51%	4.63%	3.82%	3.41%
29-Dec-24	50,860,749.44	12.15	1.40%	2.91%	3.95%	3.55%	3.24%
28-Dec-24	50,852,619.22	12.14	1.29%	3.99%	3.92%	3.54%	3.23%
27-Dec-24	50,844,488.80	12.14	1.18%	3.89%	3.71%	3.52%	3.22%
26-Dec-24	47,782,786.95	12.14	4.29%	3.32%	3.75%	3.54%	3.43%
25-Dec-24	50,439,792.45	12.14	4.66%	3.44%	3.83%	3.58%	3.48%
24-Dec-24	50,434,843.42	12.14	4.76%	3.42%	3.94%	3.55%	3.48%
23-Dec-24	50,435,740.69	12.14	5.03%	3.56%	4.02%	3.63%	3.50%
22-Dec-24	50,393,279.71	12.15	6.14%	8.22%	4.20%	3.81%	3.59%
21-Dec-24	50,388,349.99	12.15	7.52%	5.33%	4.20%	3.80%	3.58%
20-Dec-24	50,383,420.16	12.15	7.50%	5.44%	4.24%	3.79%	3.58%
19-Dec-24	50,254,128.22	12.17	9.56%	6.44%	4.93%	4.14%	3.75%
18-Dec-24	50,253,216.52	12.15	7.62%	5.40%	4.23%	3.78%	3.57%
17-Dec-24	50,158,193.16	12.15	7.77%	5.48%	4.21%	3.80%	3.58%
16-Dec-24	50,474,029.52	12.15	8.43%	5.78%	4.29%	3.91%	3.63%
15-Dec-24	50,238,619.50	12.15	8.54%	5.24%	4.10%	3.92%	3.64%
14-Dec-24	50,233,375.85	12.15	8.24%	5.43%	4.14%	3.91%	3.64%
13-Dec-24	50,228,132.07	12.15	18.75%	5.40%	4.28%	3.93%	3.63%
12-Dec-24	50,098,078.92	12.13	9.30%	4.19%	3.48%	3.52%	3.43%
11-Dec-24	50,548,337.70	12.13	9.56%	4.40%	3.62%	3.59%	3.46%
10-Dec-24	50,241,716.15	12.13	6.32%	4.34%	3.89%	3.57%	3.46%
9-Dec-24	50,392,775.86	12.13	7.01%	4.67%	4.13%	3.67%	3.80%
8-Dec-24	50,298,674.52	12.14	8.12%	5.22%	4.54%	3.85%	3.89%
7-Dec-24	50,293,559.26	12.14	8.03%	5.21%	4.77%	3.87%	3.89%
6-Dec-24	50,288,444.04	12.14	8.00%	5.20%	4.88%	3.82%	3.90%
5-Dec-24	50,005,353.31	12.13	7.30%	4.88%	4.67%	3.72%	3.84%
4-Dec-24	50,107,751.19	12.14	7.37%	5.20%	4.89%	3.82%	3.90%
3-Dec-24	50,598,141.58	12.14	7.22%	5.13%	4.81%	3.79%	3.88%
2-Dec-24	50,578,181.72	12.14	7.25%	5.12%	4.80%	3.79%	3.89%
1-Dec-24	50,711,194.96	12.13	7.32%	5.30%	4.82%	3.80%	3.89%
30-Nov-24	50,706,140.03	12.13	5.61%	5.29%	4.80%	3.79%	3.89%
29-Nov-24	50,700,705.62	12.13	4.41%	5.27%	4.75%	3.79%	3.89%
28-Nov-24	50,858,081.10	12.13	6.69%	5.02%	4.76%	3.79%	3.88%
27-Nov-24	48,252,855.85	12.13	6.60%	5.02%	4.77%	3.79%	3.88%

Fecha	Patrimonio neto del Fondo	Valor Cuota	Rentabilidad				
			30 días	60 días	90 días	180 días	365 días
26-Nov-24	50,933,034.24	12.10	2.35%	3.51%	3.71%	3.28%	3.63%
25-Nov-24	51,047,394.58	12.10	2.21%	3.63%	3.61%	3.26%	3.62%
24-Nov-24	50,966,157.17	12.10	2.07%	3.57%	3.54%	3.25%	3.61%
23-Nov-24	50,960,864.33	12.09	2.08%	3.27%	3.47%	3.24%	3.60%
22-Nov-24	50,955,571.06	12.09	10.24%	3.27%	3.43%	3.23%	3.60%
21-Nov-24	50,767,411.20	12.08	3.12%	2.64%	2.96%	2.99%	3.50%
20-Nov-24	50,432,624.38	12.08	3.35%	2.65%	2.96%	2.99%	3.50%
19-Nov-24	50,471,167.90	12.08	3.30%	2.65%	2.93%	2.95%	3.50%
18-Nov-24	50,457,974.83	12.07	3.15%	2.46%	3.47%	2.93%	3.49%
17-Nov-24	50,327,917.71	12.07	3.17%	2.26%	3.47%	2.93%	3.49%
16-Nov-24	50,322,826.23	12.07	3.10%	1.94%	3.45%	2.93%	3.49%
15-Nov-24	50,317,560.81	12.07	1.93%	1.99%	3.43%	2.92%	3.49%
14-Nov-24	50,602,382.37	12.07	2.60%	2.34%	3.52%	2.97%	3.51%
13-Nov-24	50,978,899.76	11.97	-7.83%	-2.86%	0.03%	1.22%	2.63%
12-Nov-24	51,136,000.90	12.04	-0.91%	0.62%	2.36%	2.39%	3.21%
11-Nov-24	51,010,125.52	12.04	-0.75%	1.16%	1.68%	2.42%	3.23%
10-Nov-24	50,918,254.01	12.07	2.36%	2.75%	2.68%	2.91%	3.49%
9-Nov-24	50,912,672.30	12.06	2.32%	2.80%	2.79%	2.90%	3.49%
8-Nov-24	50,907,092.11	12.06	2.30%	3.14%	2.72%	2.90%	3.86%
7-Nov-24	50,914,342.14	12.06	2.37%	3.35%	2.75%	2.91%	3.49%
6-Nov-24	50,700,969.64	12.06	2.39%	3.36%	2.75%	2.91%	3.49%
5-Nov-24	50,774,405.36	12.06	2.44%	3.40%	2.76%	2.92%	3.50%
4-Nov-24	50,803,710.40	12.07	3.02%	3.65%	2.88%	3.02%	3.54%
3-Nov-24	50,798,405.64	12.06	3.02%	3.62%	2.80%	3.02%	3.54%
2-Nov-24	50,793,017.32	12.06	2.98%	3.61%	3.23%	3.01%	3.54%
1-Nov-24	50,787,381.25	12.06	3.26%	3.58%	3.41%	3.03%	3.54%
31-Oct-24	50,954,121.08	12.08	4.94%	4.37%	3.98%	3.31%	3.68%
30-Oct-24	50,968,951.09	12.09	6.11%	4.96%	4.38%	3.51%	3.78%
29-Oct-24	51,302,932.43	12.06	3.33%	3.83%	3.01%	3.13%	3.59%
28-Oct-24	48,621,352.00	12.06	3.43%	3.81%	2.54%	3.15%	3.60%
27-Oct-24	51,349,305.45	12.08	4.67%	4.34%	3.74%	3.37%	3.70%
26-Oct-24	51,345,930.78	12.08	5.04%	4.31%	3.16%	3.36%	3.70%
25-Oct-24	51,342,555.78	12.07	5.05%	4.22%	3.13%	3.36%	3.70%
24-Oct-24	51,523,126.73	12.07	4.46%	4.16%	3.11%	3.35%	3.70%
23-Oct-24	51,150,997.87	11.99	-3.67%	0.07%	0.37%	1.98%	3.01%
22-Oct-24	51,153,388.41	12.05	2.15%	2.93%	2.14%	2.93%	3.49%
21-Oct-24	50,793,099.35	12.04	1.93%	2.76%	1.90%	2.89%	3.49%
20-Oct-24	50,737,094.31	12.04	2.00%	3.68%	1.91%	2.90%	3.50%
19-Oct-24	50,732,435.61	12.04	1.76%	3.66%	1.99%	2.88%	3.50%
18-Oct-24	50,727,775.84	12.04	1.35%	3.64%	2.00%	2.90%	3.50%
17-Oct-24	50,732,889.38	12.04	0.77%	3.64%	2.02%	2.91%	3.49%
16-Oct-24	50,725,155.48	12.05	2.06%	4.22%	2.41%	3.10%	3.59%
15-Oct-24	50,111,437.92	12.05	2.08%	4.02%	2.59%	3.00%	3.69%
14-Oct-24	50,254,507.24	12.04	2.13%	4.04%	3.04%	3.00%	3.55%
13-Oct-24	51,767,489.42	12.04	2.16%	2.95%	3.04%	3.09%	3.55%
12-Oct-24	51,762,843.57	12.04	3.07%	2.89%	3.04%	3.07%	3.55%
11-Oct-24	51,758,197.61	12.04	3.13%	3.06%	3.02%	3.07%	3.55%
10-Oct-24	49,499,136.92	12.04	3.27%	2.98%	3.02%	3.07%	3.55%
9-Oct-24	49,944,279.23	12.04	3.98%	2.98%	3.02%	3.07%	3.55%
8-Oct-24	50,453,285.77	12.04	4.32%	2.98%	3.02%	3.07%	3.52%
7-Oct-24	50,331,984.84	12.04	4.33%	2.97%	3.02%	3.06%	3.49%

Fecha	Patrimonio neto del Fondo	Valor Cuota	Rentabilidad				
			30 días	60 días	90 días	180 días	365 días
6-Oct-24	50,384,352.75	12.04	4.35%	2.86%	3.02%	3.05%	3.49%
5-Oct-24	50,379,434.16	12.04	4.27%	2.75%	3.01%	3.00%	3.48%
4-Oct-24	50,374,515.45	12.03	4.21%	3.39%	3.01%	3.00%	3.44%
3-Oct-24	49,761,281.90	12.03	4.23%	3.69%	3.01%	3.00%	3.45%
2-Oct-24	47,001,853.28	12.03	3.88%	3.53%	2.91%	2.95%	3.37%
1-Oct-24	49,367,127.47	12.03	3.78%	3.54%	2.91%	2.95%	3.37%
30-Sep-24	49,286,113.09	12.03	3.80%	2.64%	2.92%	2.95%	3.37%
29-Sep-24	49,306,149.12	12.03	4.32%	2.14%	3.23%	3.03%	3.41%
28-Sep-24	49,302,409.25	12.03	4.18%	3.31%	3.24%	3.03%	3.41%
27-Sep-24	49,298,692.63	12.03	3.99%	2.44%	3.24%	3.04%	3.49%
26-Sep-24	49,268,475.05	12.03	3.58%	2.21%	3.12%	2.98%	3.45%
25-Sep-24	48,980,417.78	12.02	3.38%	2.20%	3.11%	2.98%	3.45%
24-Sep-24	48,655,093.75	12.03	3.84%	2.46%	3.25%	3.07%	3.50%
23-Sep-24	48,650,395.47	12.03	3.83%	2.24%	3.32%	3.07%	3.50%
22-Sep-24	49,970,214.25	12.03	3.70%	1.94%	3.27%	3.03%	3.49%
21-Sep-24	49,965,412.93	12.02	3.59%	1.91%	3.25%	3.02%	3.49%
20-Sep-24	49,960,611.49	12.02	5.34%	2.04%	3.24%	3.02%	3.49%
19-Sep-24	49,989,758.76	12.02	5.56%	2.17%	3.31%	3.06%	3.51%
18-Sep-24	49,857,276.37	12.03	5.93%	2.38%	3.44%	3.12%	3.54%
17-Sep-24	49,860,325.18	12.03	6.51%	2.70%	3.64%	3.23%	3.60%
16-Sep-24	49,992,058.28	12.03	6.38%	3.11%	3.59%	3.26%	3.58%
15-Sep-24	49,982,435.37	12.03	5.95%	3.55%	3.44%	3.18%	3.55%
14-Sep-24	49,977,958.45	12.02	5.95%	3.54%	3.43%	3.18%	3.55%
13-Sep-24	49,973,125.18	12.02	3.73%	3.52%	3.46%	3.18%	3.54%
12-Sep-24	49,861,201.36	12.01	2.70%	3.05%	3.15%	3.02%	3.46%
11-Sep-24	49,505,567.40	12.01	2.98%	3.01%	3.13%	3.01%	3.46%
10-Sep-24	49,771,062.23	12.01	2.69%	2.95%	3.08%	2.99%	3.45%
9-Sep-24	49,886,289.25	12.00	1.98%	2.59%	2.83%	2.87%	3.39%
8-Sep-24	49,934,301.88	12.00	1.63%	2.41%	2.71%	2.81%	3.36%
7-Sep-24	49,929,499.60	12.00	1.60%	2.40%	2.75%	2.79%	3.36%
6-Sep-24	49,924,697.35	11.99	1.37%	2.39%	2.65%	2.79%	3.35%
5-Sep-24	49,868,265.83	11.99	1.21%	2.42%	2.67%	2.80%	3.35%
4-Sep-24	49,953,397.88	11.99	2.56%	2.45%	2.69%	2.81%	3.36%
3-Sep-24	48,457,406.80	11.99	3.13%	2.45%	2.68%	2.81%	3.36%
2-Sep-24	51,032,810.11	11.99	3.17%	2.47%	2.69%	2.81%	3.36%
1-Sep-24	51,004,315.66	11.99	3.29%	2.53%	2.72%	2.83%	3.37%
31-Aug-24	50,999,553.45	11.99	1.47%	2.73%	2.72%	2.83%	3.37%
30-Aug-24	50,995,058.56	11.99	-0.04%	2.73%	2.71%	2.84%	3.36%
29-Aug-24	50,665,933.72	11.99	2.43%	2.80%	2.76%	2.86%	3.37%
28-Aug-24	49,996,994.73	11.99	0.89%	2.90%	2.84%	2.90%	3.39%
27-Aug-24	50,100,019.59	11.99	0.84%	2.92%	2.85%	2.91%	3.39%
26-Aug-24	49,432,519.18	11.99	1.02%	2.95%	2.92%	2.94%	3.37%
25-Aug-24	49,518,362.00	11.99	1.09%	3.10%	2.95%	2.96%	3.37%
24-Aug-24	49,514,007.76	11.99	0.66%	3.10%	2.94%	2.95%	3.37%
23-Aug-24	49,509,653.39	11.99	0.18%	3.07%	2.94%	2.95%	3.46%
22-Aug-24	49,186,819.13	11.99	0.24%	3.11%	2.97%	2.97%	3.47%
21-Aug-24	49,284,542.42	11.97	-1.26%	2.22%	2.37%	2.67%	3.32%
20-Aug-24	50,128,587.86	11.97	-1.20%	2.22%	2.30%	2.67%	3.31%
19-Aug-24	50,309,014.84	11.97	-1.17%	2.22%	2.31%	2.68%	3.32%
18-Aug-24	50,205,360.11	11.97	-1.12%	2.24%	2.33%	2.69%	3.32%
17-Aug-24	50,201,047.94	11.97	-0.16%	2.23%	2.33%	2.69%	3.32%

Fecha	Patrimonio neto del Fondo	Valor Cuota	Rentabilidad				
			30 días	60 días	90 días	180 días	365 días
16-Aug-24	50,196,731.79	11.97	1.14%	2.21%	2.33%	2.64%	3.31%
15-Aug-24	50,192,419.41	11.97	1.13%	2.27%	2.33%	2.64%	3.31%
14-Aug-24	50,224,633.47	11.99	3.31%	3.37%	3.07%	3.02%	3.50%
13-Aug-24	49,916,847.94	11.99	3.39%	3.42%	3.11%	3.04%	3.50%
12-Aug-24	50,119,825.98	11.98	3.04%	3.24%	2.99%	2.98%	3.47%
11-Aug-24	50,051,316.58	11.98	3.21%	3.30%	2.98%	3.01%	3.49%
10-Aug-24	50,047,076.03	11.98	3.20%	3.29%	2.98%	3.01%	3.48%
9-Aug-24	50,042,835.38	11.98	3.19%	3.36%	2.98%	3.01%	3.48%
8-Aug-24	47,391,519.17	11.98	3.21%	3.23%	2.99%	3.01%	3.48%
7-Aug-24	50,003,046.13	11.98	3.42%	3.34%	3.07%	3.05%	3.50%
6-Aug-24	50,043,623.75	11.98	3.64%	3.45%	3.14%	3.09%	3.52%
5-Aug-24	49,982,329.95	11.97	2.34%	2.79%	2.70%	2.91%	3.40%
4-Aug-24	49,888,207.98	11.96	1.77%	2.49%	2.51%	2.80%	3.35%
3-Aug-24	49,883,711.27	11.96	1.77%	2.49%	2.51%	2.79%	3.35%
2-Aug-24	49,879,213.48	11.96	1.76%	2.48%	2.55%	2.77%	3.35%
1-Aug-24	49,840,572.35	11.98	4.00%	3.38%	3.15%	3.08%	3.50%
31-Jul-24	49,822,245.96	11.99	5.50%	4.14%	3.66%	3.33%	3.63%
30-Jul-24	49,654,273.44	11.97	3.17%	2.98%	2.88%	2.95%	3.43%
29-Jul-24	49,519,445.68	11.98	4.90%	3.84%	3.47%	3.24%	3.60%
28-Jul-24	49,164,117.78	11.98	5.00%	3.90%	3.53%	3.25%	3.60%
27-Jul-24	49,161,082.64	11.98	4.89%	3.92%	3.51%	3.24%	3.60%
26-Jul-24	49,158,047.63	11.98	5.12%	3.92%	3.51%	3.24%	3.58%
25-Jul-24	49,328,590.91	11.98	5.54%	4.13%	3.65%	3.31%	3.62%
24-Jul-24	49,455,554.40	11.99	5.96%	4.36%	3.81%	3.39%	3.65%
23-Jul-24	49,682,700.91	11.99	5.98%	4.37%	3.81%	3.39%	3.65%
22-Jul-24	49,762,310.23	11.98	5.69%	4.12%	3.71%	3.34%	3.63%
21-Jul-24	49,802,183.49	11.98	5.64%	4.11%	3.70%	3.34%	3.63%
20-Jul-24	49,797,690.01	11.98	5.62%	4.10%	3.67%	3.34%	3.63%
19-Jul-24	49,793,197.38	11.98	5.60%	4.10%	3.70%	3.34%	3.62%
18-Jul-24	49,931,066.39	11.97	4.63%	3.63%	3.38%	3.17%	3.53%
17-Jul-24	49,849,288.71	11.96	3.28%	2.98%	2.95%	2.95%	3.47%
16-Jul-24	49,937,419.56	11.95	3.41%	2.99%	2.89%	2.95%	3.47%
15-Jul-24	49,889,257.66	11.95	3.42%	3.00%	2.89%	2.96%	3.48%
14-Jul-24	49,816,008.96	11.95	3.44%	3.02%	3.06%	2.96%	3.48%
13-Jul-24	49,811,847.64	11.95	3.44%	2.92%	3.02%	2.96%	3.48%
12-Jul-24	49,807,366.93	11.95	3.39%	2.92%	3.02%	2.96%	3.48%
11-Jul-24	49,609,399.47	11.95	3.39%	2.92%	3.02%	2.96%	3.53%
10-Jul-24	49,835,554.03	11.95	3.52%	2.93%	3.03%	2.96%	3.50%
9-Jul-24	47,166,944.16	11.95	3.26%	2.94%	3.03%	2.97%	3.46%
8-Jul-24	49,856,287.08	11.95	3.26%	2.94%	3.01%	2.97%	3.43%
7-Jul-24	49,774,716.23	11.95	3.25%	2.94%	2.98%	2.97%	3.42%
6-Jul-24	49,770,232.42	11.94	3.24%	2.94%	2.90%	2.96%	3.42%
5-Jul-24	49,765,748.51	11.94	3.22%	2.94%	2.90%	2.96%	3.38%
4-Jul-24	49,607,149.69	11.94	3.21%	2.99%	2.90%	2.96%	3.38%
3-Jul-24	50,228,316.12	11.94	3.20%	2.99%	2.90%	2.96%	3.37%
2-Jul-24	50,091,541.03	11.94	2.77%	2.78%	2.76%	2.96%	3.34%
1-Jul-24	50,080,305.35	11.94	2.78%	2.78%	2.76%	2.87%	3.33%
30-Jun-24	50,014,501.62	11.93	2.78%	2.78%	2.73%	2.87%	3.33%
29-Jun-24	50,011,121.93	11.93	2.78%	2.83%	2.74%	2.88%	3.34%
28-Jun-24	50,007,634.94	11.93	2.80%	2.80%	2.76%	2.88%	3.39%
27-Jun-24	49,667,233.87	11.93	2.94%	2.85%	2.80%	2.90%	3.40%

Fecha	Patrimonio neto del Fondo	Valor Cuota	Rentabilidad				
			30 días	60 días	90 días	180 días	365 días
26-Jun-24	49,831,276.43	11.93	2.72%	2.75%	2.73%	2.86%	3.38%
25-Jun-24	50,075,149.69	11.93	2.71%	2.74%	2.73%	2.86%	3.38%
24-Jun-24	50,150,887.35	11.93	2.75%	2.75%	2.74%	3.28%	3.39%
23-Jun-24	50,151,902.81	11.93	2.76%	2.74%	2.73%	3.33%	3.39%
22-Jun-24	50,148,334.96	11.93	2.54%	2.76%	2.71%	3.34%	3.39%
21-Jun-24	50,144,675.36	11.93	2.56%	2.73%	2.72%	3.34%	3.39%
20-Jun-24	50,479,456.55	11.93	2.58%	2.79%	2.72%	3.33%	3.46%
19-Jun-24	51,232,776.18	11.92	2.60%	2.79%	2.73%	3.33%	3.46%
18-Jun-24	51,730,661.60	11.92	2.62%	2.80%	2.73%	3.32%	3.46%
17-Jun-24	52,444,231.74	11.92	2.67%	2.73%	2.85%	3.33%	3.46%
16-Jun-24	52,627,787.89	11.92	2.56%	2.66%	2.79%	3.30%	3.45%
15-Jun-24	52,623,660.66	11.92	2.57%	2.90%	2.80%	3.30%	3.45%
14-Jun-24	52,619,533.32	11.92	2.59%	2.85%	2.80%	3.30%	3.45%
13-Jun-24	50,118,425.01	11.92	2.40%	2.85%	2.81%	3.30%	3.44%
12-Jun-24	52,567,888.67	11.92	2.45%	2.88%	2.82%	3.30%	3.44%
11-Jun-24	52,447,189.71	11.92	2.45%	2.88%	2.83%	3.30%	3.44%
10-Jun-24	52,573,425.35	11.91	2.33%	2.82%	2.79%	3.28%	3.42%
9-Jun-24	53,139,904.69	11.92	2.60%	2.92%	2.88%	3.32%	3.45%
8-Jun-24	53,135,640.32	11.92	2.61%	2.89%	2.83%	3.33%	3.45%
7-Jun-24	53,131,375.68	11.91	2.62%	2.77%	2.84%	3.90%	3.43%
6-Jun-24	53,134,192.42	11.91	2.63%	2.78%	2.84%	3.90%	3.43%
5-Jun-24	53,324,926.45	11.91	2.64%	2.78%	2.85%	3.90%	3.42%
4-Jun-24	53,345,225.98	11.91	2.76%	2.79%	2.85%	3.93%	3.41%
3-Jun-24	53,131,328.19	11.91	2.77%	2.80%	2.86%	3.93%	3.41%
2-Jun-24	53,145,921.36	11.91	2.79%	2.80%	2.86%	3.93%	3.41%
1-Jun-24	53,141,096.36	11.91	2.77%	2.76%	2.87%	3.93%	3.41%
31-May-24	53,136,271.23	11.91	2.77%	2.75%	2.87%	3.93%	3.40%
30-May-24	52,873,842.36	11.91	2.87%	2.78%	2.88%	3.94%	3.39%
29-May-24	52,869,245.06	11.91	2.79%	2.78%	2.88%	3.94%	3.49%
28-May-24	52,848,592.19	11.90	2.76%	2.77%	2.88%	3.94%	3.59%
27-May-24	53,120,546.15	11.90	2.77%	2.77%	2.88%	3.93%	3.56%
26-May-24	53,177,396.05	11.90	2.77%	2.78%	2.88%	3.93%	3.56%
25-May-24	53,173,416.45	11.90	2.74%	2.75%	2.88%	3.93%	3.56%
24-May-24	53,169,436.75	11.90	2.72%	2.72%	2.89%	3.93%	3.55%
23-May-24	53,044,837.65	11.90	2.98%	2.85%	2.96%	3.97%	3.62%
22-May-24	53,188,735.99	11.90	2.89%	2.84%	2.96%	3.97%	3.61%
21-May-24	53,120,631.42	11.90	2.99%	2.84%	2.95%	3.97%	3.61%
20-May-24	53,143,572.80	11.90	2.98%	2.83%	2.96%	4.01%	3.63%
19-May-24	53,264,694.12	11.90	2.98%	2.98%	2.95%	4.00%	3.63%
18-May-24	53,259,984.50	11.90	2.79%	2.96%	2.96%	4.00%	3.63%
17-May-24	53,255,130.20	11.90	2.76%	2.96%	2.87%	4.00%	3.58%
16-May-24	53,231,177.29	11.89	3.23%	2.96%	2.87%	4.00%	3.57%
15-May-24	50,859,120.31	11.89	3.10%	2.96%	2.87%	4.00%	3.58%
14-May-24	52,697,056.36	11.89	3.30%	3.06%	2.93%	4.03%	3.57%
13-May-24	52,584,057.87	11.89	3.30%	3.06%	2.94%	4.03%	3.73%
12-May-24	52,687,496.73	11.89	3.31%	3.06%	2.94%	4.03%	3.73%
11-May-24	52,682,800.75	11.89	3.31%	3.06%	2.94%	4.02%	3.73%
10-May-24	52,678,106.10	11.89	3.23%	2.99%	2.94%	4.02%	3.70%
9-May-24	52,601,565.65	11.89	3.16%	2.99%	2.94%	4.02%	3.68%
8-May-24	52,657,220.67	11.89	2.92%	3.00%	2.95%	4.02%	3.66%
7-May-24	52,700,780.31	11.89	2.92%	3.00%	2.95%	4.78%	3.58%

Fecha	Patrimonio neto del Fondo	Valor Cuota	Rentabilidad				
			30 días	60 días	90 días	180 días	365 días
6-May-24	52,558,805.18	11.89	2.92%	3.00%	3.02%	4.01%	3.58%
5-May-24	52,574,094.58	11.88	2.81%	2.95%	2.97%	4.00%	3.57%
4-May-24	52,569,527.05	11.88	2.81%	2.95%	2.94%	4.00%	3.57%
3-May-24	52,564,851.90	11.88	2.81%	2.95%	2.91%	4.00%	3.55%
2-May-24	56,014,782.44	11.88	2.74%	2.96%	2.91%	4.00%	3.54%
1-May-24	53,070,654.56	11.88	2.73%	2.96%	2.91%	4.00%	3.54%
30-Apr-24	52,982,577.73	11.88	2.68%	2.93%	2.89%	3.99%	3.47%
29-Apr-24	53,092,765.93	11.88	2.76%	2.98%	2.92%	4.00%	3.48%
28-Apr-24	53,089,153.45	11.88	2.77%	2.98%	2.90%	4.01%	3.48%
27-Apr-24	53,085,233.67	11.88	2.77%	2.97%	2.89%	4.00%	3.48%
26-Apr-24	53,081,314.30	11.88	2.78%	2.97%	2.89%	4.00%	3.64%
25-Apr-24	53,180,838.60	11.88	2.76%	3.00%	2.90%	4.01%	3.64%
24-Apr-24	53,154,290.46	11.87	2.72%	3.01%	2.90%	4.01%	3.64%
23-Apr-24	54,964,136.36	11.87	2.71%	2.99%	2.88%	4.01%	3.80%
22-Apr-24	55,167,613.83	11.87	2.79%	3.03%	2.90%	4.02%	3.44%
21-Apr-24	54,535,015.90	11.87	2.68%	2.99%	2.88%	4.01%	3.44%
20-Apr-24	54,530,449.54	11.87	2.67%	2.99%	2.88%	4.01%	3.44%
19-Apr-24	54,525,613.95	11.87	2.98%	3.00%	2.87%	4.05%	3.48%
18-Apr-24	53,503,623.75	11.87	3.12%	2.95%	2.93%	4.08%	3.52%
17-Apr-24	53,894,994.48	11.87	3.15%	2.97%	2.94%	4.08%	3.52%
16-Apr-24	55,838,518.39	11.86	2.69%	2.73%	2.78%	4.00%	3.48%
15-Apr-24	55,545,142.93	11.86	2.81%	2.79%	2.81%	4.00%	3.44%
14-Apr-24	55,516,587.16	11.86	2.81%	2.80%	2.82%	4.00%	3.44%
13-Apr-24	55,511,532.71	11.86	2.81%	2.80%	2.81%	4.27%	3.44%
12-Apr-24	55,506,478.14	11.86	2.81%	2.80%	2.81%	3.99%	3.72%
11-Apr-24	55,554,397.34	11.86	2.80%	2.80%	2.81%	3.99%	3.43%
10-Apr-24	55,574,624.21	11.86	2.74%	2.84%	2.83%	4.00%	3.43%
9-Apr-24	55,491,157.93	11.86	2.82%	2.88%	2.86%	4.00%	3.44%
8-Apr-24	55,411,279.54	11.86	3.06%	3.01%	2.94%	4.04%	3.46%
7-Apr-24	55,345,678.53	11.86	3.07%	3.12%	2.94%	4.03%	3.46%
6-Apr-24	55,340,834.22	11.86	3.07%	3.09%	2.93%	3.99%	3.46%
5-Apr-24	55,335,989.71	11.86	3.07%	3.05%	2.93%	3.91%	3.46%
4-Apr-24	55,445,598.99	11.86	3.08%	3.00%	2.93%	3.91%	3.63%
3-Apr-24	57,484,361.06	11.85	3.09%	3.00%	2.93%	3.91%	3.45%
2-Apr-24	57,148,380.43	11.85	3.18%	3.05%	3.10%	3.83%	3.45%
1-Apr-24	57,707,362.56	11.85	3.19%	3.06%	2.92%	3.85%	3.45%
31-Mar-24	57,512,405.29	11.85	3.17%	3.04%	2.90%	3.75%	3.45%
30-Mar-24	57,508,051.73	11.85	3.19%	3.01%	2.91%	3.75%	3.45%
29-Mar-24	57,503,697.58	11.85	3.17%	2.98%	2.92%	3.74%	3.45%
28-Mar-24	57,499,343.21	11.85	3.16%	2.98%	2.92%	3.74%	3.49%
27-Mar-24	57,502,039.04	11.85	3.16%	2.98%	2.92%	3.74%	3.37%
26-Mar-24	55,729,379.66	11.85	3.23%	3.00%	2.93%	3.90%	3.49%
25-Mar-24	57,287,094.17	11.85	3.29%	3.02%	3.76%	3.91%	3.57%
24-Mar-24	57,647,859.96	11.85	3.27%	3.00%	3.86%	3.90%	3.57%
23-Mar-24	57,643,357.51	11.85	3.27%	3.02%	3.87%	3.91%	3.57%
22-Mar-24	57,638,854.94	11.85	3.29%	3.02%	3.86%	3.92%	3.57%
21-Mar-24	57,164,603.58	11.84	3.30%	3.02%	3.86%	3.92%	3.65%
20-Mar-24	60,663,086.61	11.84	3.01%	2.86%	3.74%	3.86%	3.50%
19-Mar-24	57,162,049.74	11.84	2.78%	2.88%	3.73%	3.87%	3.59%
18-Mar-24	57,084,970.82	11.84	2.78%	2.88%	3.73%	3.87%	3.48%
17-Mar-24	56,780,533.64	11.84	2.77%	2.87%	3.71%	3.87%	3.48%

Fecha	Patrimonio neto del Fondo	Valor Cuota	Rentabilidad				
			30 días	60 días	90 días	180 días	365 días
16-Mar-24	56,775,567.99	11.84	2.78%	2.86%	3.69%	3.87%	3.48%
15-Mar-24	56,770,602.21	11.84	2.78%	2.86%	3.69%	3.86%	3.48%
14-Mar-24	56,678,707.51	11.83	2.79%	2.86%	3.69%	3.86%	3.56%
13-Mar-24	56,645,334.30	11.83	2.79%	2.85%	3.68%	3.86%	4.64%
12-Mar-24	56,714,303.10	11.83	2.79%	2.85%	3.68%	3.85%	3.47%
11-Mar-24	56,603,498.18	11.83	2.94%	2.93%	3.72%	3.87%	3.47%
10-Mar-24	57,109,058.48	11.83	2.94%	2.93%	3.71%	3.87%	3.47%
9-Mar-24	57,103,951.83	11.83	2.94%	2.92%	3.72%	3.88%	3.47%
8-Mar-24	57,098,845.05	11.83	3.16%	2.91%	4.86%	3.87%	3.47%
7-Mar-24	57,107,967.83	11.83	3.11%	2.91%	4.86%	3.87%	3.47%
6-Mar-24	57,101,360.53	11.83	3.02%	2.90%	4.85%	3.87%	3.48%
5-Mar-24	57,431,269.34	11.83	2.91%	2.89%	4.90%	3.86%	3.43%
4-Mar-24	58,564,949.00	11.82	2.91%	3.10%	4.89%	3.85%	3.56%
3-Mar-24	58,445,049.04	11.82	2.91%	2.84%	4.88%	3.86%	3.56%
2-Mar-24	58,439,534.66	11.82	2.92%	2.82%	4.87%	3.86%	3.56%
1-Mar-24	58,434,019.94	11.82	2.90%	2.82%	4.89%	3.86%	3.56%
29-Feb-24	58,630,096.40	11.82	2.82%	2.82%	4.89%	3.85%	3.56%
28-Feb-24	53,435,223.95	11.82	2.78%	2.83%	4.89%	3.86%	3.49%
27-Feb-24	59,176,277.68	11.82	2.79%	2.84%	4.90%	3.84%	3.43%
26-Feb-24	59,172,035.82	11.82	2.80%	2.84%	4.89%	3.84%	3.43%
25-Feb-24	60,911,743.24	11.82	2.78%	4.04%	4.87%	3.84%	3.43%
24-Feb-24	60,906,879.73	11.82	2.75%	4.19%	4.87%	3.83%	3.43%
23-Feb-24	60,902,016.23	11.82	2.73%	4.20%	4.87%	3.75%	3.42%
22-Feb-24	60,942,860.30	11.81	2.76%	4.19%	4.87%	3.74%	3.42%
21-Feb-24	61,171,561.49	11.81	2.75%	4.18%	4.87%	3.74%	3.40%
20-Feb-24	61,372,091.02	11.81	2.74%	4.16%	4.87%	3.92%	3.40%
19-Feb-24	61,438,583.29	11.81	2.71%	4.11%	4.94%	3.91%	3.55%
18-Feb-24	61,339,262.46	11.81	2.98%	4.25%	5.03%	3.95%	3.58%
17-Feb-24	61,333,726.45	11.81	2.97%	4.22%	5.03%	3.95%	3.58%
16-Feb-24	61,328,032.53	11.81	2.95%	4.20%	5.02%	3.94%	3.58%
15-Feb-24	61,353,265.13	11.81	2.94%	4.19%	5.02%	3.94%	3.58%
14-Feb-24	61,344,285.64	11.81	2.93%	4.18%	5.02%	3.94%	3.58%
13-Feb-24	61,451,827.87	11.81	2.92%	4.18%	5.01%	3.93%	3.57%
12-Feb-24	61,621,542.45	11.81	2.91%	4.17%	5.01%	3.93%	3.57%
11-Feb-24	61,538,128.40	11.81	2.90%	4.16%	5.00%	3.92%	3.57%
10-Feb-24	61,532,384.06	11.80	2.92%	4.15%	4.99%	3.92%	3.57%
9-Feb-24	61,526,639.58	11.80	2.91%	4.16%	4.99%	3.91%	3.58%
8-Feb-24	61,120,217.99	11.80	2.90%	5.86%	4.99%	3.91%	3.57%
7-Feb-24	61,429,973.51	11.80	2.66%	5.74%	4.91%	3.87%	3.55%
6-Feb-24	61,355,831.76	11.80	2.70%	5.76%	6.43%	3.87%	3.56%
5-Feb-24	62,131,099.60	11.80	2.78%	5.88%	4.95%	3.88%	3.56%
4-Feb-24	61,914,939.06	11.80	2.86%	5.91%	4.98%	3.89%	3.57%
3-Feb-24	61,909,369.49	11.80	3.29%	5.91%	4.98%	3.89%	3.56%
2-Feb-24	61,903,658.33	11.80	2.76%	5.90%	4.98%	3.88%	3.56%
1-Feb-24	56,657,861.59	11.79	2.72%	5.92%	4.97%	3.88%	3.57%
31-Jan-24	61,253,948.85	11.79	2.74%	5.92%	4.98%	3.88%	3.57%
30-Jan-24	61,351,249.27	11.79	2.82%	5.96%	5.00%	3.89%	3.57%
29-Jan-24	61,411,853.46	11.79	2.87%	5.99%	5.02%	3.90%	3.58%
28-Jan-24	61,407,315.45	11.79	2.87%	5.97%	5.03%	3.89%	3.58%
27-Jan-24	61,402,598.95	11.79	2.87%	5.96%	5.02%	3.89%	3.58%
26-Jan-24	61,397,882.16	11.79	5.29%	5.95%	5.02%	3.93%	3.58%

Fecha	Patrimonio neto del Fondo	Valor Cuota	Rentabilidad				
			30 días	60 días	90 días	180 días	365 días
25-Jan-24	62,099,101.79	11.79	5.61%	5.97%	5.03%	3.93%	3.58%
24-Jan-24	64,053,952.76	11.79	5.66%	5.98%	5.04%	3.93%	3.59%
23-Jan-24	63,924,288.36	11.79	5.61%	5.96%	5.02%	3.88%	3.58%
22-Jan-24	65,087,796.23	11.79	5.59%	5.97%	5.03%	3.88%	3.58%
21-Jan-24	65,522,781.38	11.79	5.57%	6.09%	5.03%	3.87%	3.58%
20-Jan-24	65,517,468.68	11.78	5.51%	6.09%	5.03%	3.87%	3.58%
19-Jan-24	65,512,156.85	11.78	5.50%	6.09%	5.11%	3.87%	3.58%
18-Jan-24	65,279,293.03	11.78	5.46%	6.09%	5.11%	3.87%	3.58%
17-Jan-24	64,474,343.82	11.78	5.43%	6.09%	5.12%	3.87%	3.58%
16-Jan-24	63,508,937.23	11.78	5.43%	6.09%	5.12%	3.86%	3.58%
15-Jan-24	63,098,088.97	11.78	5.42%	6.09%	5.08%	3.85%	3.58%
14-Jan-24	63,007,888.24	11.78	5.42%	6.10%	5.08%	3.94%	3.58%
13-Jan-24	63,002,728.45	11.78	5.41%	6.09%	5.63%	3.93%	3.58%
12-Jan-24	62,997,568.53	11.78	5.40%	6.08%	5.06%	3.95%	3.58%
11-Jan-24	62,181,367.31	11.78	5.36%	6.07%	5.05%	3.95%	3.58%
10-Jan-24	62,075,463.67	11.77	5.39%	6.07%	5.06%	3.95%	3.58%
9-Jan-24	62,070,429.68	11.77	8.81%	6.07%	5.04%	3.94%	3.58%
8-Jan-24	61,076,580.74	11.77	8.81%	8.33%	5.04%	4.05%	3.58%
7-Jan-24	61,142,169.03	11.77	8.81%	6.07%	5.03%	3.99%	3.58%
6-Jan-24	61,137,275.89	11.77	8.96%	6.07%	4.95%	3.92%	3.58%
5-Jan-24	61,132,382.63	11.77	8.94%	6.08%	4.80%	3.84%	3.58%
4-Jan-24	60,837,474.67	11.76	8.51%	5.86%	4.65%	3.77%	3.54%
3-Jan-24	56,538,609.42	11.77	9.02%	6.12%	4.83%	3.85%	3.59%
2-Jan-24	61,642,829.67	11.77	9.10%	6.14%	4.65%	3.77%	3.59%
1-Jan-24	61,516,788.81	11.77	9.08%	6.13%	4.69%	3.76%	3.59%
31-Dec-23	61,511,219.84	11.77	9.07%	6.13%	4.49%	3.76%	3.59%
30-Dec-23	61,506,688.68	11.77	9.08%	6.14%	4.48%	3.76%	3.58%
29-Dec-23	61,502,156.28	11.76	9.04%	6.13%	4.47%	3.75%	3.58%
28-Dec-23	63,157,139.77	11.76	9.02%	6.13%	4.47%	3.75%	3.58%
27-Dec-23	61,882,260.21	11.74	6.59%	4.92%	3.66%	3.35%	3.35%
26-Dec-23	57,902,491.80	11.74	6.30%	4.76%	3.86%	3.41%	3.32%
25-Dec-23	57,836,370.64	11.73	6.27%	4.75%	3.84%	3.40%	3.31%
24-Dec-23	57,832,614.92	11.73	6.28%	4.76%	3.84%	3.40%	3.31%
23-Dec-23	57,828,858.11	11.73	6.32%	4.78%	3.87%	3.40%	3.31%
22-Dec-23	57,825,101.21	11.73	6.58%	4.79%	3.88%	3.40%	3.32%
21-Dec-23	56,223,538.68	11.73	6.65%	4.95%	3.91%	3.41%	3.32%
20-Dec-23	56,247,611.86	11.73	6.65%	4.95%	3.91%	3.42%	3.32%
19-Dec-23	56,632,187.83	11.73	6.70%	4.97%	3.93%	3.42%	3.32%
18-Dec-23	56,912,428.76	11.73	6.73%	4.99%	3.94%	3.57%	3.32%
17-Dec-23	56,872,429.04	11.73	6.73%	4.94%	3.93%	3.56%	3.32%
16-Dec-23	56,868,050.08	11.73	6.73%	4.94%	3.94%	3.56%	3.32%
15-Dec-23	56,863,671.03	11.73	6.75%	5.76%	3.93%	3.56%	3.35%
14-Dec-23	56,650,776.98	11.73	6.74%	4.92%	3.93%	3.56%	3.35%
13-Dec-23	56,502,690.54	11.72	6.73%	4.93%	3.94%	3.57%	3.31%
12-Dec-23	56,446,257.84	11.72	6.74%	4.93%	3.93%	3.56%	3.34%
11-Dec-23	56,531,604.75	11.72	6.71%	4.89%	3.91%	3.54%	3.34%
10-Dec-23	56,365,123.43	11.69	3.30%	3.18%	2.77%	2.96%	3.05%
9-Dec-23	56,360,775.71	11.69	7.78%	3.17%	2.79%	2.95%	3.05%
8-Dec-23	56,356,427.88	11.69	3.30%	3.05%	2.79%	2.94%	3.05%
7-Dec-23	52,100,906.94	11.68	3.16%	2.75%	2.74%	2.92%	3.04%
6-Dec-23	57,409,672.27	11.68	3.20%	2.76%	2.75%	2.92%	3.00%

Fecha	Patrimonio neto del Fondo	Valor Cuota	Rentabilidad				
			30 días	60 días	90 días	180 días	365 días
5-Dec-23	57,532,124.21	11.68	3.20%	2.76%	2.73%	2.88%	3.00%
4-Dec-23	58,018,296.80	11.68	3.21%	2.48%	2.71%	2.88%	3.00%
3-Dec-23	58,312,943.20	11.68	3.15%	2.52%	2.73%	2.86%	2.99%
2-Dec-23	58,308,115.34	11.68	3.15%	2.23%	2.72%	2.84%	2.99%
1-Dec-23	58,303,287.36	11.68	3.16%	2.21%	2.72%	2.83%	2.99%
30-Nov-23	59,925,635.99	11.68	3.18%	2.19%	2.72%	2.83%	3.00%
29-Nov-23	61,606,556.07	11.68	3.20%	2.22%	2.74%	2.84%	3.06%
28-Nov-23	61,608,922.19	11.68	3.21%	2.23%	2.71%	2.83%	3.15%
27-Nov-23	61,275,508.14	11.68	3.22%	2.68%	2.70%	2.81%	3.17%
26-Nov-23	61,458,370.55	11.67	3.21%	2.65%	2.70%	3.00%	3.17%
25-Nov-23	61,453,771.14	11.67	3.21%	2.64%	2.70%	3.22%	3.17%
24-Nov-23	61,449,171.55	11.67	3.22%	2.68%	2.53%	3.16%	3.17%
23-Nov-23	61,346,768.91	11.67	3.21%	2.69%	2.52%	3.15%	3.16%
22-Nov-23	60,809,675.73	11.67	2.98%	2.57%	2.43%	3.11%	3.08%
21-Nov-23	60,934,587.27	11.67	3.22%	2.57%	2.79%	3.08%	3.07%
20-Nov-23	60,504,527.60	11.67	3.22%	2.58%	2.78%	3.18%	3.07%
19-Nov-23	60,606,575.88	11.67	3.23%	2.59%	2.78%	3.17%	3.07%
18-Nov-23	60,601,727.44	11.66	3.23%	2.57%	2.77%	3.16%	3.07%
17-Nov-23	60,596,741.38	11.66	3.13%	2.58%	2.76%	3.21%	3.07%
16-Nov-23	60,536,833.69	11.66	3.13%	2.57%	2.76%	3.21%	3.07%
15-Nov-23	55,332,319.46	11.66	4.74%	2.56%	2.75%	3.21%	2.99%
14-Nov-23	60,999,215.29	11.66	3.08%	2.57%	2.75%	3.12%	3.06%
13-Nov-23	61,035,659.53	11.66	3.10%	2.56%	2.75%	3.09%	3.06%
12-Nov-23	60,964,302.69	11.66	3.10%	2.55%	2.75%	3.12%	3.05%
11-Nov-23	60,959,336.39	11.66	3.04%	2.55%	2.74%	3.07%	3.05%
10-Nov-23	60,954,371.19	11.66	3.05%	2.58%	2.73%	3.39%	3.05%
9-Nov-23	60,628,761.08	11.61	-1.44%	0.34%	1.23%	2.63%	2.74%
8-Nov-23	60,875,871.78	11.66	2.80%	2.58%	2.73%	3.39%	3.04%
7-Nov-23	60,832,974.19	11.65	2.33%	2.58%	2.72%	3.34%	3.05%
6-Nov-23	60,695,445.57	11.65	2.31%	2.54%	2.70%	3.29%	3.03%
5-Nov-23	60,690,387.57	11.65	2.31%	2.51%	2.70%	3.24%	3.03%
4-Nov-23	60,685,258.26	11.65	1.75%	2.56%	2.69%	3.09%	3.03%
3-Nov-23	60,680,128.87	11.65	1.88%	2.55%	2.68%	3.09%	2.95%
2-Nov-23	60,770,688.63	11.65	1.30%	2.55%	2.68%	3.09%	2.94%
1-Nov-23	61,845,602.66	11.65	1.26%	2.55%	2.68%	3.09%	3.00%
31-Oct-23	64,320,297.26	11.65	1.20%	2.54%	2.67%	3.04%	3.00%
30-Oct-23	64,571,901.96	11.65	1.24%	2.50%	2.67%	3.04%	3.00%
29-Oct-23	64,570,412.77	11.65	1.24%	2.49%	2.67%	3.04%	2.99%
28-Oct-23	64,565,357.65	11.65	2.13%	2.49%	2.67%	2.92%	2.99%
27-Oct-23	64,560,302.33	11.64	2.09%	2.48%	2.74%	2.92%	2.98%
26-Oct-23	64,272,873.97	11.64	2.07%	2.22%	2.74%	2.92%	2.97%
25-Oct-23	65,964,598.22	11.64	2.14%	2.22%	2.73%	2.92%	2.96%
24-Oct-23	64,610,366.60	11.64	2.16%	2.20%	2.63%	3.23%	3.17%
23-Oct-23	64,516,038.93	11.64	2.16%	2.74%	2.64%	3.22%	3.17%
22-Oct-23	64,491,519.19	11.64	1.92%	2.60%	2.53%	3.18%	3.15%
21-Oct-23	64,486,308.01	11.64	1.92%	2.59%	2.52%	3.50%	3.14%
20-Oct-23	64,480,916.28	11.64	1.94%	2.58%	2.52%	2.78%	3.14%
19-Oct-23	64,469,043.76	11.63	1.91%	2.57%	2.52%	2.78%	3.14%
18-Oct-23	60,333,511.07	11.63	2.02%	2.62%	2.55%	2.80%	3.14%
17-Oct-23	64,708,148.79	11.63	2.00%	2.62%	2.54%	2.89%	3.04%
16-Oct-23	64,348,237.26	11.62	0.37%	1.79%	1.97%	2.66%	2.90%

Fecha	Patrimonio neto del Fondo	Valor Cuota	Rentabilidad				
			30 días	60 días	90 días	180 días	365 días
15-Oct-23	64,430,854.81	11.63	2.04%	2.62%	2.72%	2.95%	3.04%
14-Oct-23	64,425,408.66	11.63	2.02%	2.61%	2.70%	2.95%	3.03%
13-Oct-23	64,419,962.37	11.63	1.99%	2.60%	2.74%	2.85%	3.03%
12-Oct-23	64,386,962.20	11.63	2.05%	2.62%	2.76%	2.86%	3.13%
11-Oct-23	64,404,696.00	11.63	2.10%	2.61%	2.76%	2.86%	3.13%
10-Oct-23	64,535,779.96	11.63	2.12%	2.62%	2.75%	3.42%	3.13%
9-Oct-23	64,796,831.99	11.63	2.36%	2.73%	3.05%	2.87%	3.15%
8-Oct-23	64,958,743.06	11.63	2.82%	2.95%	3.07%	2.95%	3.18%
7-Oct-23	64,953,304.33	11.63	2.77%	2.94%	2.93%	2.95%	3.18%
6-Oct-23	64,947,865.36	11.63	2.70%	2.93%	2.78%	2.95%	3.42%
5-Oct-23	62,743,174.66	11.63	3.36%	3.20%	2.96%	3.04%	3.25%
4-Oct-23	62,754,358.96	11.63	3.21%	3.13%	2.92%	3.02%	3.24%
3-Oct-23	62,780,737.68	11.64	3.79%	3.41%	2.95%	3.12%	3.29%
2-Oct-23	62,775,776.38	11.64	3.84%	3.43%	2.95%	3.48%	3.29%
1-Oct-23	62,875,166.63	11.64	3.87%	3.44%	2.95%	3.11%	3.29%
30-Sep-23	62,869,802.75	11.63	3.75%	3.43%	2.94%	3.12%	3.29%
29-Sep-23	62,865,210.37	11.63	3.73%	3.43%	2.93%	3.12%	3.22%
28-Sep-23	62,937,999.44	11.62	2.85%	3.09%	2.64%	2.97%	3.15%
27-Sep-23	64,589,977.72	11.62	2.86%	3.10%	2.66%	2.98%	3.14%
26-Sep-23	64,456,533.52	11.62	2.37%	3.11%	2.88%	2.97%	3.13%
25-Sep-23	64,375,063.87	11.62	2.29%	2.92%	2.85%	3.05%	3.12%
24-Sep-23	64,389,628.67	11.62	2.25%	2.93%	2.83%	2.80%	3.11%
23-Sep-23	64,384,082.20	11.62	3.31%	2.89%	2.83%	3.02%	3.11%
22-Sep-23	64,378,535.59	11.62	3.28%	2.87%	2.83%	3.18%	3.11%
21-Sep-23	62,385,672.51	11.62	3.26%	2.87%	2.82%	3.17%	3.29%
20-Sep-23	57,425,942.32	11.62	3.22%	2.85%	2.82%	3.17%	3.29%
19-Sep-23	62,076,725.76	11.62	3.23%	2.86%	2.83%	3.17%	3.27%
18-Sep-23	62,085,518.37	11.61	3.22%	2.85%	3.10%	3.33%	3.29%
17-Sep-23	62,976,271.08	11.61	3.22%	2.82%	3.10%	3.09%	3.29%
16-Sep-23	62,971,217.04	11.61	3.21%	3.10%	3.09%	3.27%	3.29%
15-Sep-23	62,966,163.42	11.61	3.20%	3.07%	3.09%	3.04%	3.42%
14-Sep-23	62,963,951.55	11.61	3.20%	3.14%	3.10%	3.04%	3.45%
13-Sep-23	62,650,992.83	11.61	3.20%	3.16%	3.11%	3.05%	3.45%
12-Sep-23	62,627,371.99	11.61	3.18%	3.16%	3.09%	3.05%	3.44%
11-Sep-23	62,624,475.31	11.61	3.11%	3.10%	3.06%	3.22%	3.44%
10-Sep-23	61,739,704.82	11.61	3.11%	3.43%	3.04%	5.35%	3.44%
9-Sep-23	61,734,579.38	11.61	3.09%	3.25%	3.02%	3.04%	3.44%
8-Sep-23	61,729,448.76	11.61	3.07%	3.03%	3.00%	3.02%	3.43%
7-Sep-23	61,683,036.56	11.61	3.10%	2.83%	3.02%	3.03%	3.44%
6-Sep-23	61,352,390.63	11.60	3.15%	2.86%	3.05%	3.04%	3.44%
5-Sep-23	61,358,993.49	11.60	3.02%	2.81%	2.93%	3.02%	3.43%
4-Sep-23	61,404,215.77	11.60	3.03%	2.57%	2.94%	3.03%	3.42%
3-Sep-23	61,883,653.00	11.60	3.02%	2.55%	2.90%	3.04%	3.42%
2-Sep-23	61,878,625.72	11.60	3.01%	2.53%	2.88%	2.95%	3.42%
1-Sep-23	61,873,650.23	11.60	3.00%	2.53%	2.86%	3.21%	3.37%
31-Aug-23	61,901,260.31	11.60	3.11%	2.57%	2.90%	3.23%	3.38%
30-Aug-23	62,058,012.13	11.60	3.12%	2.58%	2.91%	3.23%	3.39%
29-Aug-23	62,027,813.56	11.60	3.32%	2.58%	2.88%	3.24%	3.38%
28-Aug-23	62,097,001.39	11.60	3.33%	2.93%	2.83%	3.24%	3.38%
27-Aug-23	62,076,937.29	11.60	3.83%	3.16%	3.39%	3.20%	3.42%
26-Aug-23	62,072,708.23	11.60	3.55%	3.16%	3.83%	3.07%	3.42%

Fecha	Patrimonio neto del Fondo	Valor Cuota	Rentabilidad				
			30 días	60 días	90 días	180 días	365 días
25-Aug-23	62,068,376.02	11.60	3.60%	3.17%	3.70%	3.08%	3.42%
24-Aug-23	57,288,961.88	11.59	2.45%	2.63%	3.34%	2.90%	3.32%
23-Aug-23	62,188,657.11	11.59	2.45%	2.64%	3.34%	2.90%	3.33%
22-Aug-23	62,184,584.61	11.59	2.47%	2.65%	3.30%	2.88%	3.34%
21-Aug-23	62,024,740.84	11.59	2.48%	2.66%	3.50%	2.89%	3.33%
20-Aug-23	62,192,059.15	11.59	2.48%	3.08%	3.49%	2.85%	3.33%
19-Aug-23	62,187,638.35	11.58	2.48%	3.07%	3.46%	2.86%	3.32%
18-Aug-23	62,183,216.44	11.58	2.40%	3.06%	3.58%	3.16%	3.32%
17-Aug-23	62,288,549.19	11.58	2.97%	3.07%	3.58%	3.17%	3.32%
16-Aug-23	62,316,872.86	11.58	2.94%	3.09%	3.59%	3.17%	3.32%
15-Aug-23	62,312,550.64	11.58	3.08%	3.10%	3.41%	3.17%	3.32%
14-Aug-23	61,841,623.84	11.58	3.11%	3.09%	3.35%	3.18%	3.33%
13-Aug-23	61,772,565.90	11.58	3.13%	3.07%	3.41%	3.18%	3.33%
12-Aug-23	61,768,246.73	11.58	3.08%	3.05%	3.32%	3.18%	3.33%
11-Aug-23	61,763,925.96	11.58	3.75%	3.03%	3.96%	3.19%	3.33%
10-Aug-23	61,886,301.20	11.58	3.40%	3.01%	3.97%	3.19%	3.37%
9-Aug-23	62,025,201.67	11.58	2.99%	3.02%	3.97%	3.20%	3.45%
8-Aug-23	62,089,835.42	11.58	2.55%	3.03%	3.88%	3.20%	3.45%
7-Aug-23	62,655,416.29	11.57	2.57%	2.92%	3.78%	3.21%	3.31%
6-Aug-23	63,738,267.78	11.57	2.59%	2.93%	3.70%	3.20%	3.31%
5-Aug-23	63,733,630.77	11.57	2.11%	2.88%	3.42%	3.21%	3.31%
4-Aug-23	63,728,835.19	11.57	2.08%	2.85%	3.41%	3.21%	3.32%
3-Aug-23	63,735,399.59	11.57	2.05%	2.82%	3.42%	3.22%	3.32%
2-Aug-23	63,768,845.02	11.57	2.05%	2.83%	3.42%	3.20%	3.32%
1-Aug-23	63,831,082.06	11.57	2.02%	2.84%	3.34%	3.20%	3.32%
31-Jul-23	63,782,915.94	11.57	2.03%	2.79%	3.33%	3.23%	3.30%
30-Jul-23	63,747,248.31	11.57	1.84%	2.62%	3.25%	3.18%	3.29%
29-Jul-23	63,742,754.70	11.57	2.51%	3.20%	3.01%	3.18%	3.28%
28-Jul-23	63,738,260.96	11.56	2.48%	3.86%	3.02%	3.19%	3.41%
27-Jul-23	60,247,762.07	11.57	2.76%	3.81%	3.13%	3.24%	3.42%
26-Jul-23	64,841,182.07	11.56	2.74%	3.79%	3.12%	3.23%	3.42%
25-Jul-23	64,847,463.51	11.56	2.80%	3.82%	3.75%	3.25%	3.42%
24-Jul-23	64,967,471.61	11.56	2.82%	3.75%	3.75%	3.25%	3.42%
23-Jul-23	64,892,759.60	11.56	2.83%	4.05%	3.75%	3.25%	3.42%
22-Jul-23	64,888,049.92	11.56	2.84%	4.03%	4.38%	3.25%	3.42%
21-Jul-23	64,883,340.54	11.56	3.66%	3.98%	2.96%	3.25%	3.41%
20-Jul-23	64,923,674.80	11.56	3.66%	4.17%	2.97%	3.25%	3.42%
19-Jul-23	65,027,458.48	11.56	3.72%	4.21%	3.00%	3.27%	3.43%
18-Jul-23	65,379,915.66	11.55	3.17%	3.93%	2.99%	3.18%	3.37%
17-Jul-23	65,411,647.46	11.55	3.22%	3.67%	3.11%	3.19%	3.37%
16-Jul-23	65,119,816.44	11.55	3.11%	3.52%	3.07%	3.17%	3.36%
15-Jul-23	65,114,223.56	11.55	3.05%	3.60%	3.06%	3.16%	3.36%
14-Jul-23	65,108,630.54	11.55	2.99%	3.44%	2.86%	3.16%	3.44%
13-Jul-23	65,517,167.99	11.55	3.00%	4.43%	2.89%	3.17%	3.44%
12-Jul-23	66,006,874.90	11.54	2.29%	4.10%	2.67%	3.06%	3.38%
11-Jul-23	67,067,332.10	11.54	2.61%	4.29%	3.90%	3.12%	3.20%
10-Jul-23	67,020,731.67	11.55	3.05%	4.36%	2.88%	3.20%	3.25%
9-Jul-23	67,052,939.10	11.55	3.51%	4.44%	3.03%	3.28%	3.27%
8-Jul-23	67,047,262.52	11.55	3.26%	4.30%	3.03%	3.28%	3.26%
7-Jul-23	67,041,483.02	11.55	3.26%	3.87%	3.03%	3.28%	3.27%
6-Jul-23	65,294,759.84	11.55	3.65%	4.10%	3.20%	3.36%	3.31%

Fecha	Patrimonio neto del Fondo	Valor Cuota	Rentabilidad				
			30 días	60 días	90 días	180 días	365 días
5-Jul-23	65,283,349.93	11.55	3.61%	4.12%	3.21%	3.37%	3.31%
4-Jul-23	65,485,242.30	11.55	3.59%	4.15%	3.23%	3.37%	3.30%
3-Jul-23	65,547,799.50	11.55	3.61%	4.03%	3.92%	3.37%	3.53%
2-Jul-23	65,728,359.23	11.55	3.66%	4.02%	3.21%	3.37%	3.53%
1-Jul-23	65,722,875.03	11.55	3.55%	4.01%	3.21%	3.37%	3.53%
30-Jun-23	65,717,265.42	11.55	3.40%	3.64%	3.21%	3.38%	3.14%
29-Jun-23	60,938,032.91	11.54	3.88%	3.31%	2.98%	3.26%	3.19%
28-Jun-23	65,633,594.77	11.54	5.23%	3.34%	3.00%	3.26%	3.23%
27-Jun-23	66,183,152.10	11.54	4.85%	3.36%	2.99%	3.27%	3.24%
26-Jun-23	66,183,231.94	11.54	4.83%	4.26%	3.17%	3.26%	3.24%
25-Jun-23	66,300,569.50	11.54	4.83%	4.26%	2.69%	3.21%	3.24%
24-Jun-23	66,295,124.89	11.54	4.68%	4.25%	3.12%	3.20%	3.25%
23-Jun-23	66,289,508.90	11.54	5.26%	5.19%	3.43%	3.18%	3.25%
22-Jun-23	66,750,316.88	11.54	5.20%	3.05%	3.43%	3.18%	3.28%
21-Jun-23	67,684,658.58	11.53	4.29%	2.65%	3.16%	3.04%	3.20%
20-Jun-23	67,557,783.54	11.53	4.66%	2.66%	3.16%	3.05%	3.25%
19-Jun-23	67,807,870.48	11.53	4.69%	2.95%	3.49%	3.06%	3.24%
18-Jun-23	67,850,443.31	11.52	4.68%	3.10%	3.00%	3.05%	3.25%
17-Jun-23	67,844,405.27	11.52	4.11%	3.09%	3.36%	3.04%	3.25%
16-Jun-23	67,838,367.08	11.52	3.92%	3.08%	2.90%	3.03%	3.29%
15-Jun-23	67,646,683.81	11.52	4.13%	2.81%	2.91%	3.04%	3.30%
14-Jun-23	68,655,476.01	11.52	3.89%	2.84%	2.93%	3.05%	3.28%
13-Jun-23	68,655,006.29	11.52	5.84%	2.87%	2.96%	3.12%	3.31%
12-Jun-23	68,900,038.11	11.52	5.90%	4.56%	3.32%	3.13%	3.09%
11-Jun-23	68,410,884.16	11.52	5.96%	2.84%	7.58%	3.06%	3.10%
10-Jun-23	68,404,903.55	11.52	5.66%	2.84%	2.98%	3.11%	3.11%
9-Jun-23	68,398,922.91	11.52	5.35%	2.84%	2.94%	3.11%	3.23%
8-Jun-23	67,420,515.86	11.52	5.33%	2.96%	3.02%	3.15%	3.04%
7-Jun-23	67,414,721.17	11.52	4.46%	2.96%	3.02%	3.15%	3.15%
6-Jun-23	67,486,055.59	11.52	4.53%	3.02%	3.05%	3.17%	3.05%
5-Jun-23	67,514,822.19	11.52	4.62%	3.06%	3.09%	3.18%	3.15%
4-Jun-23	67,454,621.44	11.52	4.69%	4.11%	3.13%	3.11%	3.15%
3-Jun-23	67,448,794.18	11.52	4.43%	3.03%	2.94%	3.11%	3.15%
2-Jun-23	67,442,966.68	11.52	4.37%	3.03%	3.46%	3.10%	2.93%
1-Jun-23	63,093,192.67	11.52	4.45%	3.07%	3.50%	3.12%	3.09%
31-May-23	67,664,670.11	11.52	3.86%	3.15%	3.55%	3.15%	2.95%
30-May-23	67,768,135.58	11.50	2.73%	2.58%	3.18%	2.95%	3.05%
29-May-23	67,655,097.36	11.49	1.45%	1.90%	2.74%	2.75%	2.96%
28-May-23	67,690,810.55	11.49	1.86%	2.37%	2.61%	2.93%	2.99%
27-May-23	67,685,861.78	11.49	3.67%	1.66%	2.36%	3.10%	2.99%
26-May-23	67,680,912.78	11.49	3.66%	2.31%	2.37%	3.14%	2.96%
25-May-23	67,243,557.95	11.49	3.81%	2.85%	2.42%	3.17%	2.90%
24-May-23	67,214,628.62	11.49	5.10%	2.56%	2.23%	3.07%	2.84%
23-May-23	67,209,338.31	11.49	0.90%	2.58%	2.20%	3.08%	2.83%
22-May-23	67,796,546.35	11.49	1.00%	2.63%	2.24%	3.07%	3.02%
21-May-23	67,821,654.74	11.48	0.67%	2.93%	2.05%	2.89%	2.98%
20-May-23	67,816,148.88	11.48	1.21%	2.20%	2.05%	2.89%	2.98%
19-May-23	67,810,688.92	11.48	1.50%	2.74%	2.65%	2.89%	2.73%
18-May-23	68,472,348.07	11.48	2.06%	2.33%	2.84%	2.98%	2.78%
17-May-23	68,509,307.21	11.49	2.24%	2.43%	2.91%	3.00%	2.75%
16-May-23	68,567,780.70	11.48	1.49%	2.35%	2.86%	2.97%	2.73%

Fecha	Patrimonio neto del Fondo	Valor Cuota	Rentabilidad				
			30 días	60 días	90 días	180 días	365 días
15-May-23	69,447,864.87	11.48	1.79%	2.51%	2.96%	3.02%	2.81%
14-May-23	69,400,834.47	11.47	-0.09%	2.07%	2.33%	2.55%	2.64%
13-May-23	69,394,750.37	11.46	3.20%	8.40%	2.32%	2.68%	2.64%
12-May-23	69,388,667.58	11.46	-0.27%	1.54%	2.32%	2.68%	2.63%
11-May-23	69,337,296.54	11.47	0.02%	1.63%	2.43%	2.72%	2.89%
10-May-23	69,354,305.12	11.47	0.32%	1.78%	2.53%	2.77%	2.60%
9-May-23	69,372,921.48	11.47	0.59%	1.91%	2.63%	2.81%	2.62%
8-May-23	69,400,143.47	11.48	1.46%	2.34%	2.92%	3.10%	2.71%
7-May-23	69,379,176.32	11.48	1.50%	2.37%	2.91%	2.94%	2.71%
6-May-23	69,372,822.64	11.47	1.50%	2.40%	2.91%	2.97%	2.71%
5-May-23	69,366,569.38	11.47	3.53%	2.12%	2.92%	2.93%	2.68%
4-May-23	70,179,956.38	11.48	1.61%	3.02%	3.00%	2.96%	2.62%
3-May-23	65,963,738.44	11.47	1.68%	3.05%	2.99%	2.97%	2.61%
2-May-23	70,212,116.13	11.47	1.69%	3.06%	3.00%	2.81%	2.58%
1-May-23	69,760,999.88	11.48	2.43%	3.45%	3.29%	2.92%	2.64%
30-Apr-23	69,754,495.53	11.48	2.43%	3.44%	3.26%	3.04%	2.64%
29-Apr-23	69,747,926.99	11.48	2.35%	3.04%	3.25%	3.03%	2.64%
28-Apr-23	69,741,472.04	11.48	2.88%	2.65%	3.25%	3.03%	2.74%
27-Apr-23	69,072,219.31	11.46	-0.36%	1.75%	2.65%	2.72%	2.46%
26-Apr-23	69,026,099.60	11.46	0.95%	1.77%	2.66%	2.72%	2.47%
25-Apr-23	69,022,733.89	11.46	1.89%	1.78%	2.66%	2.69%	2.73%
24-Apr-23	69,151,728.96	11.44	0.02%	0.78%	2.04%	2.36%	2.63%
23-Apr-23	69,172,406.90	11.48	4.27%	2.90%	3.46%	3.06%	2.99%
22-Apr-23	69,166,428.88	11.48	4.25%	2.79%	3.46%	3.47%	2.99%
21-Apr-23	69,160,450.61	11.48	5.18%	2.79%	3.44%	3.47%	2.93%
20-Apr-23	69,225,400.96	11.47	3.18%	3.42%	3.27%	3.37%	2.95%
19-Apr-23	69,260,045.69	11.47	3.98%	3.28%	3.17%	3.32%	2.90%
18-Apr-23	69,270,928.95	11.47	2.60%	3.28%	3.17%	3.31%	2.90%
17-Apr-23	69,157,688.34	11.46	2.61%	3.29%	3.17%	3.31%	2.81%
16-Apr-23	69,360,124.66	11.47	3.20%	3.59%	3.37%	3.40%	2.86%
15-Apr-23	69,354,175.01	11.47	3.22%	3.59%	3.37%	3.19%	2.86%
14-Apr-23	69,348,225.33	11.47	4.24%	3.58%	3.36%	3.19%	2.85%
13-Apr-23	68,227,898.79	11.43	13.57%	1.93%	2.26%	2.62%	2.57%
12-Apr-23	68,431,851.03	11.47	3.34%	3.68%	3.42%	3.20%	2.86%
11-Apr-23	68,297,878.96	11.47	3.24%	3.68%	3.42%	3.20%	2.85%
10-Apr-23	68,310,250.15	11.46	3.23%	3.70%	3.42%	3.39%	2.89%
9-Apr-23	67,586,124.30	11.46	3.23%	3.70%	3.42%	3.39%	2.91%
8-Apr-23	67,580,120.21	11.46	3.22%	3.67%	3.42%	3.38%	2.89%
7-Apr-23	67,574,115.97	11.46	3.24%	3.67%	3.42%	3.37%	2.94%
6-Apr-23	67,568,111.59	11.46	3.30%	3.68%	3.42%	3.37%	2.92%
5-Apr-23	67,356,209.79	11.44	0.70%	2.66%	2.74%	3.02%	2.90%
4-Apr-23	63,205,105.17	11.46	4.42%	3.69%	3.45%	3.87%	2.81%
3-Apr-23	69,063,704.01	11.46	4.41%	3.69%	3.44%	3.43%	2.80%
2-Apr-23	69,702,222.84	11.46	4.43%	3.76%	3.45%	3.43%	2.80%
1-Apr-23	69,696,288.28	11.46	4.45%	3.72%	3.45%	3.43%	2.80%
31-Mar-23	69,690,265.05	11.46	4.45%	3.72%	3.45%	3.43%	2.83%
30-Mar-23	68,833,362.19	11.46	3.73%	3.75%	3.47%	3.43%	2.84%
29-Mar-23	68,891,382.27	11.45	2.42%	3.48%	3.27%	3.33%	2.80%
28-Mar-23	69,480,286.30	11.46	3.86%	4.20%	3.75%	3.44%	2.92%
27-Mar-23	69,473,729.41	11.45	2.58%	3.56%	3.31%	3.22%	2.86%
26-Mar-23	69,312,239.15	11.44	1.66%	3.10%	2.88%	3.04%	2.78%

Fecha	Patrimonio neto del Fondo	Valor Cuota	Rentabilidad				
			30 días	60 días	90 días	180 días	365 días
25-Mar-23	69,306,653.63	11.44	1.53%	3.10%	2.88%	3.02%	2.77%
24-Mar-23	69,301,068.01	11.44	1.53%	3.10%	2.83%	3.01%	2.77%
23-Mar-23	69,328,455.70	11.44	1.33%	3.08%	2.83%	3.01%	2.75%
22-Mar-23	69,289,922.34	11.43	0.40%	2.62%	2.52%	2.85%	2.68%
21-Mar-23	69,430,074.62	11.44	3.65%	3.35%	3.03%	3.09%	2.78%
20-Mar-23	69,379,727.22	11.43	2.57%	2.81%	2.66%	3.27%	2.90%
19-Mar-23	69,447,625.31	11.44	3.96%	3.50%	3.12%	3.50%	3.01%
18-Mar-23	69,441,881.74	11.44	3.96%	3.50%	3.09%	3.45%	3.01%
17-Mar-23	69,436,138.02	11.44	3.97%	3.50%	3.08%	3.49%	2.83%
16-Mar-23	69,296,985.69	11.44	3.95%	3.47%	3.08%	3.49%	2.86%
15-Mar-23	69,247,681.22	11.43	2.92%	2.96%	2.74%	3.31%	2.84%
14-Mar-23	68,531,762.80	11.31	-9.60%	-3.31%	-1.34%	1.47%	1.75%
13-Mar-23	69,593,502.79	11.44	4.00%	3.50%	3.20%	3.81%	3.17%
12-Mar-23	69,482,823.36	11.44	4.12%	3.56%	3.09%	3.82%	3.18%
11-Mar-23	69,477,247.74	11.43	4.15%	3.56%	3.19%	3.82%	3.17%
10-Mar-23	69,471,672.00	11.43	4.15%	3.57%	3.19%	3.81%	2.95%
9-Mar-23	65,481,028.81	11.43	4.10%	3.57%	3.19%	3.81%	2.92%
8-Mar-23	69,399,710.41	11.43	4.10%	3.56%	3.19%	3.80%	3.23%
7-Mar-23	69,828,524.05	11.43	4.05%	3.53%	3.16%	3.79%	3.07%
6-Mar-23	69,695,529.66	11.43	4.61%	3.78%	3.35%	3.88%	2.76%
5-Mar-23	69,944,340.18	11.42	2.96%	3.00%	2.66%	3.61%	2.62%
4-Mar-23	69,938,265.08	11.42	2.96%	3.00%	2.66%	3.61%	2.62%
3-Mar-23	69,932,188.12	11.42	3.08%	3.00%	2.65%	3.58%	2.56%
2-Mar-23	69,912,077.30	11.42	2.98%	2.99%	2.64%	3.57%	2.57%
1-Mar-23	69,902,203.41	11.41	2.97%	2.99%	2.64%	3.57%	2.63%
28-Feb-23	70,485,345.09	11.42	3.76%	3.36%	2.90%	3.61%	2.56%
27-Feb-23	70,885,920.22	11.43	4.54%	3.74%	3.18%	3.74%	2.70%
26-Feb-23	70,879,566.94	11.43	4.54%	3.72%	3.41%	3.75%	2.69%
25-Feb-23	70,873,213.34	11.42	4.53%	3.55%	3.75%	3.73%	2.69%
24-Feb-23	70,866,785.85	11.42	4.52%	3.54%	3.83%	3.72%	2.69%
23-Feb-23	71,016,675.95	11.42	4.66%	3.53%	3.87%	3.74%	2.70%
22-Feb-23	70,987,477.53	11.42	4.66%	3.52%	3.86%	3.73%	2.59%
21-Feb-23	71,072,990.84	11.42	4.83%	3.63%	3.94%	3.77%	2.66%
20-Feb-23	71,168,196.86	11.42	4.83%	3.66%	3.89%	3.76%	2.68%
19-Feb-23	71,158,930.66	11.41	3.05%	2.75%	3.05%	3.48%	2.53%
18-Feb-23	71,152,438.75	11.40	3.04%	2.74%	3.04%	3.47%	2.52%
17-Feb-23	71,145,956.91	11.40	3.03%	2.70%	3.03%	3.45%	2.42%
16-Feb-23	71,315,381.03	11.40	3.03%	2.69%	3.02%	3.44%	2.36%
15-Feb-23	71,358,221.03	11.40	3.03%	2.69%	3.01%	3.44%	2.25%
14-Feb-23	71,246,306.96	11.40	2.99%	2.69%	3.00%	3.43%	2.30%
13-Feb-23	71,576,477.65	11.40	3.00%	2.87%	3.00%	3.43%	2.36%
12-Feb-23	71,683,979.15	11.40	3.01%	2.85%	2.69%	3.42%	2.36%
11-Feb-23	71,677,363.06	11.40	3.00%	2.62%	2.95%	3.42%	2.36%
10-Feb-23	71,670,758.27	11.40	2.99%	2.77%	2.94%	3.43%	2.33%
9-Feb-23	70,901,502.68	11.40	2.96%	2.76%	2.92%	3.42%	2.36%
8-Feb-23	74,288,379.54	11.39	2.97%	2.76%	2.91%	3.42%	2.29%
7-Feb-23	74,362,108.63	11.39	3.03%	2.78%	2.92%	3.42%	2.22%
6-Feb-23	74,630,266.65	11.39	3.01%	2.77%	3.20%	3.49%	2.15%
5-Feb-23	74,755,088.31	11.39	3.00%	2.76%	2.88%	3.65%	2.15%
4-Feb-23	74,748,532.65	11.39	2.94%	2.50%	2.92%	3.64%	2.15%
3-Feb-23	74,748,532.65	11.39	3.03%	2.55%	2.88%	3.38%	2.16%

Fecha	Patrimonio neto del Fondo	Valor Cuota	Rentabilidad				
			30 días	60 días	90 días	180 días	365 días
2-Feb-23	74,741,970.85	11.39	3.03%	2.54%	2.86%	3.38%	2.18%
1-Feb-23	74,926,931.02	11.39	2.92%	2.48%	2.82%	3.36%	2.21%
31-Jan-23	74,964,568.79	11.39	2.99%	2.52%	2.52%	3.38%	2.03%
30-Jan-23	75,039,118.90	11.39	3.00%	2.51%	2.50%	3.38%	2.18%
29-Jan-23	75,032,581.90	11.39	2.94%	2.55%	2.73%	3.37%	2.17%
28-Jan-23	75,025,947.12	11.38	2.93%	2.89%	2.72%	3.37%	2.17%
27-Jan-23	75,019,311.42	11.38	2.89%	3.40%	2.71%	3.35%	2.19%
26-Jan-23	75,094,469.97	11.38	2.55%	3.52%	2.70%	3.34%	2.35%
25-Jan-23	75,109,996.37	11.38	2.54%	3.51%	2.69%	3.34%	2.31%
24-Jan-23	75,136,077.92	11.38	2.39%	3.50%	2.64%	3.58%	2.16%
23-Jan-23	75,600,609.44	11.38	2.38%	3.51%	2.61%	3.56%	2.16%
22-Jan-23	75,804,141.04	11.38	2.42%	3.45%	2.58%	3.56%	2.16%
21-Jan-23	75,797,441.67	11.38	2.47%	3.10%	3.40%	3.55%	2.16%
20-Jan-23	75,790,742.13	11.38	2.46%	3.08%	3.39%	3.54%	2.15%
19-Jan-23	75,944,844.65	11.38	2.44%	3.07%	3.38%	3.54%	2.19%
18-Jan-23	72,698,360.57	11.38	2.35%	3.05%	3.37%	3.53%	2.14%
17-Jan-23	76,015,772.89	11.37	2.33%	3.04%	3.36%	3.53%	2.15%
16-Jan-23	77,943,863.42	11.37	2.34%	3.03%	3.34%	3.54%	2.13%
15-Jan-23	77,959,258.76	11.37	2.37%	3.04%	3.35%	3.54%	2.13%
14-Jan-23	77,952,426.92	11.37	2.73%	2.58%	2.93%	3.52%	2.13%
13-Jan-23	77,945,491.03	11.37	2.70%	2.97%	2.92%	3.51%	2.09%
12-Jan-23	78,194,441.19	11.37	2.24%	2.96%	2.90%	3.51%	2.06%
11-Jan-23	78,220,308.30	11.37	2.55%	2.95%	2.89%	3.50%	2.06%
10-Jan-23	78,729,126.82	11.37	2.54%	2.93%	2.88%	3.66%	2.04%
9-Jan-23	78,915,648.81	11.37	2.53%	2.91%	3.26%	3.65%	2.04%
8-Jan-23	78,908,856.62	11.37	2.53%	3.33%	3.25%	3.64%	2.04%
7-Jan-23	78,901,994.55	11.36	2.52%	2.86%	3.23%	3.23%	2.03%
6-Jan-23	78,895,028.61	11.36	2.51%	2.92%	3.22%	3.25%	1.99%
5-Jan-23	78,983,481.74	11.36	2.06%	2.84%	3.23%	3.22%	1.89%
4-Jan-23	91,094,833.37	11.36	2.06%	2.83%	3.22%	3.21%	1.79%
3-Jan-23	79,291,721.69	11.36	2.05%	2.81%	4.19%	3.22%	1.77%
2-Jan-23	79,242,249.53	11.36	2.05%	2.33%	3.32%	3.21%	1.80%
1-Jan-23	79,235,362.44	11.36	2.04%	2.29%	3.31%	3.20%	1.80%
31-Dec-22	79,228,411.55	11.36	2.03%	2.65%	3.31%	3.18%	1.80%
30-Dec-22	79,224,932.55	11.36	2.16%	2.66%	3.32%	3.65%	1.87%
29-Dec-22	79,241,322.63	11.36	2.84%	2.64%	3.31%	3.65%	2.04%
28-Dec-22	79,197,285.79	11.36	3.90%	2.65%	3.31%	3.65%	2.14%
27-Dec-22	78,919,183.45	11.36	4.47%	2.80%	3.15%	2.92%	1.89%
26-Dec-22	78,647,125.40	11.36	4.47%	2.73%	3.16%	3.13%	1.96%
25-Dec-22	78,725,281.85	11.36	4.60%	2.76%	3.16%	3.24%	1.97%
24-Dec-22	78,719,309.99	11.36	4.64%	2.71%	3.13%	3.25%	1.96%
23-Dec-22	78,712,993.99	11.36	4.48%	3.94%	3.10%	3.25%	1.98%
22-Dec-22	78,724,515.42	11.36	3.71%	3.90%	3.07%	3.25%	1.84%
21-Dec-22	78,636,438.27	11.35	3.70%	3.89%	3.07%	3.26%	1.84%
20-Dec-22	78,646,028.34	11.35	3.68%	3.88%	3.07%	3.28%	1.81%
19-Dec-22	78,498,692.78	11.35	3.75%	3.90%	3.82%	3.34%	1.74%
18-Dec-22	81,245,894.51	11.35	3.74%	3.89%	3.82%	3.31%	1.74%
17-Dec-22	81,239,062.18	11.35	3.72%	3.87%	3.72%	3.42%	1.74%
16-Dec-22	81,232,229.68	11.35	3.70%	3.25%	3.80%	3.40%	1.72%
15-Dec-22	78,714,350.15	11.35	2.42%	3.06%	3.68%	3.35%	1.77%
14-Dec-22	78,940,202.29	11.35	3.24%	3.05%	3.68%	3.36%	1.67%

Fecha	Patrimonio neto del Fondo	Valor Cuota	Rentabilidad				
			30 días	60 días	90 días	180 días	365 días
13-Dec-22	84,490,516.17	11.35	3.68%	3.27%	4.37%	3.52%	1.80%
12-Dec-22	87,410,160.69	11.34	3.34%	3.10%	4.35%	3.48%	1.82%
11-Dec-22	87,413,301.57	11.34	3.31%	3.67%	4.35%	3.43%	1.82%
10-Dec-22	87,406,091.90	11.34	3.28%	3.65%	4.34%	3.49%	1.82%
9-Dec-22	87,398,811.13	11.34	4.13%	3.63%	4.33%	3.03%	1.60%
8-Dec-22	89,245,307.67	11.34	3.20%	3.62%	4.32%	3.04%	2.87%
7-Dec-22	89,212,217.26	11.34	3.33%	3.61%	4.32%	3.05%	1.72%
6-Dec-22	89,382,121.36	11.34	3.61%	3.84%	4.48%	3.38%	1.96%
5-Dec-22	91,445,276.47	11.34	3.59%	5.29%	4.47%	2.97%	1.66%
4-Dec-22	91,482,406.62	11.34	3.57%	3.99%	4.47%	3.18%	1.65%
3-Dec-22	91,474,978.79	11.34	2.60%	3.99%	4.46%	2.97%	1.65%
2-Dec-22	91,467,551.26	11.34	2.55%	3.99%	4.42%	3.16%	1.62%
1-Dec-22	91,803,708.43	11.34	3.26%	3.99%	4.41%	3.15%	1.66%
30-Nov-22	91,818,323.18	11.34	3.15%	3.93%	4.38%	3.14%	1.65%
29-Nov-22	92,267,841.23	11.33	2.45%	3.58%	3.97%	2.59%	1.76%
28-Nov-22	97,154,407.60	11.32	1.39%	2.65%	3.62%	2.72%	1.50%
27-Nov-22	97,111,187.00	11.32	1.12%	2.54%	3.56%	2.36%	1.48%
26-Nov-22	97,104,419.43	11.32	1.00%	2.47%	3.53%	2.75%	1.47%
25-Nov-22	97,097,652.63	11.32	0.92%	2.43%	3.52%	2.81%	1.43%
24-Nov-22	97,268,455.51	11.31	0.77%	2.37%	3.50%	2.80%	1.41%
23-Nov-22	97,467,922.58	11.31	3.39%	2.44%	3.55%	2.82%	1.44%
22-Nov-22	102,785,888.72	11.32	4.07%	2.79%	3.78%	2.87%	1.46%
21-Nov-22	103,161,567.01	11.32	4.06%	2.79%	3.78%	2.73%	1.48%
20-Nov-22	103,259,978.99	11.32	4.06%	3.89%	3.82%	2.71%	1.48%
19-Nov-22	103,253,203.74	11.32	4.04%	3.88%	3.82%	2.70%	1.47%
18-Nov-22	103,246,362.98	11.32	4.03%	3.74%	3.78%	3.05%	1.47%
17-Nov-22	103,188,383.18	11.32	4.01%	3.88%	3.78%	3.05%	1.44%
16-Nov-22	103,189,176.84	11.32	2.80%	3.88%	3.78%	3.04%	1.44%
15-Nov-22	103,335,410.34	11.32	3.69%	4.34%	4.08%	2.70%	1.50%
14-Nov-22	103,307,169.80	11.32	2.86%	4.75%	3.81%	2.57%	1.44%
13-Nov-22	103,005,093.50	11.31	2.85%	4.89%	3.81%	2.47%	1.44%
12-Nov-22	102,999,039.15	11.31	2.85%	4.89%	3.81%	2.47%	1.44%
11-Nov-22	102,992,927.59	11.31	4.01%	4.88%	3.84%	2.58%	1.42%
10-Nov-22	103,758,872.32	11.31	4.01%	4.90%	3.85%	2.57%	1.37%
9-Nov-22	104,317,631.27	11.30	3.13%	4.46%	3.55%	2.42%	1.28%
8-Nov-22	104,359,742.03	11.31	4.03%	4.91%	3.86%	2.56%	1.36%
7-Nov-22	104,460,412.33	11.31	3.87%	4.83%	3.96%	3.01%	1.35%
6-Nov-22	106,585,158.54	11.31	4.07%	4.94%	4.37%	2.41%	1.36%
5-Nov-22	106,578,785.93	11.31	6.98%	4.94%	4.34%	2.41%	1.36%
4-Nov-22	106,572,364.40	11.31	4.41%	4.94%	3.81%	2.47%	1.40%
3-Nov-22	107,056,253.15	11.32	5.36%	5.36%	4.13%	2.62%	1.51%
2-Nov-22	108,989,783.49	11.32	5.42%	5.38%	4.15%	2.63%	1.47%
1-Nov-22	108,915,865.70	11.31	4.70%	5.01%	3.94%	2.46%	1.40%
31-Oct-22	108,867,141.60	11.31	4.69%	4.76%	3.94%	2.29%	1.38%
30-Oct-22	108,848,230.49	11.31	4.70%	4.76%	3.94%	2.27%	1.38%
29-Oct-22	108,841,940.53	11.31	3.91%	4.81%	3.94%	2.22%	1.38%
28-Oct-22	108,835,650.27	11.31	3.95%	4.77%	3.91%	2.22%	1.38%
27-Oct-22	109,258,815.09	11.31	3.94%	4.82%	3.95%	2.24%	1.36%
26-Oct-22	109,410,340.16	11.31	3.94%	4.86%	3.97%	2.25%	1.37%
25-Oct-22	109,380,839.72	11.31	3.97%	4.91%	4.49%	2.47%	1.40%
24-Oct-22	108,966,711.18	11.28	1.49%	3.66%	3.63%	1.81%	1.19%

Fecha	Patrimonio neto del Fondo	Valor Cuota	Rentabilidad				
			30 días	60 días	90 días	180 días	365 días
23-Oct-22	109,227,684.70	11.28	1.50%	3.66%	3.63%	1.83%	1.19%
22-Oct-22	109,221,449.16	11.28	1.52%	3.73%	3.62%	2.35%	1.18%
21-Oct-22	109,215,213.46	11.28	3.71%	3.74%	3.62%	2.47%	1.18%
20-Oct-22	109,181,224.81	11.28	3.71%	3.68%	3.62%	2.48%	1.13%
19-Oct-22	109,206,040.34	11.28	3.45%	3.69%	3.62%	2.48%	1.17%
18-Oct-22	109,263,716.76	11.28	3.74%	3.70%	3.63%	2.38%	1.11%
17-Oct-22	109,276,567.41	11.29	4.96%	4.31%	4.07%	2.72%	1.21%
16-Oct-22	109,260,773.12	11.29	4.97%	4.31%	4.06%	2.67%	1.21%
15-Oct-22	109,254,479.25	11.29	6.63%	4.31%	4.04%	2.66%	1.21%
14-Oct-22	109,248,155.23	11.29	6.91%	4.32%	4.04%	2.49%	1.21%
13-Oct-22	108,650,840.38	11.29	6.92%	4.36%	4.04%	2.50%	1.23%
12-Oct-22	108,542,935.82	11.28	5.74%	3.79%	3.64%	2.30%	1.11%
11-Oct-22	108,767,783.33	11.28	5.76%	3.79%	3.97%	2.31%	1.12%
10-Oct-22	108,729,560.51	11.27	5.77%	3.79%	3.97%	2.30%	1.11%
9-Oct-22	109,018,844.04	11.27	5.78%	4.03%	3.96%	2.29%	1.10%
8-Oct-22	109,012,475.13	11.27	5.78%	4.54%	3.15%	2.28%	1.10%
7-Oct-22	109,006,106.47	11.27	5.79%	4.50%	3.20%	2.38%	1.11%
6-Oct-22	108,796,569.22	11.25	2.88%	2.26%	2.16%	1.92%	0.84%
5-Oct-22	109,089,070.77	11.27	5.46%	3.55%	3.01%	2.33%	1.09%
4-Oct-22	96,457,420.82	11.27	5.34%	3.54%	3.03%	2.42%	1.03%
3-Oct-22	97,277,745.39	11.27	5.32%	3.59%	3.03%	2.38%	1.02%
2-Oct-22	96,578,061.45	11.27	5.30%	3.58%	3.01%	2.69%	1.01%
1-Oct-22	96,572,778.14	11.27	4.81%	3.59%	2.98%	2.15%	1.01%
30-Sep-22	96,567,354.07	11.26	4.81%	3.59%	3.91%	2.15%	1.00%
29-Sep-22	96,764,524.12	11.27	5.68%	3.93%	4.17%	2.29%	1.09%
28-Sep-22	96,694,583.92	11.27	5.56%	3.91%	4.15%	2.28%	1.06%
27-Sep-22	96,842,326.66	11.27	5.68%	3.97%	2.65%	2.35%	1.10%
26-Sep-22	97,091,183.41	11.27	5.76%	4.73%	3.10%	2.39%	1.06%
25-Sep-22	102,289,134.12	11.27	5.82%	4.73%	3.30%	2.41%	1.06%
24-Sep-22	102,282,503.27	11.27	5.83%	4.72%	3.31%	2.42%	1.06%
23-Sep-22	102,275,826.03	11.27	5.82%	4.71%	3.32%	2.51%	1.05%
22-Sep-22	102,062,625.77	11.27	5.93%	4.70%	3.34%	2.50%	1.00%
21-Sep-22	99,828,061.67	11.25	3.75%	3.60%	2.63%	2.14%	0.79%
20-Sep-22	100,311,443.54	11.25	3.64%	3.60%	2.68%	2.13%	0.86%
19-Sep-22	100,350,637.41	11.25	3.92%	3.74%	2.88%	2.15%	0.88%
18-Sep-22	100,321,232.15	11.25	3.64%	3.64%	2.73%	2.12%	0.85%
17-Sep-22	100,314,518.60	11.24	3.64%	3.64%	2.94%	2.08%	0.84%
16-Sep-22	100,307,768.71	11.24	3.63%	3.59%	2.92%	2.49%	0.83%
15-Sep-22	103,172,036.67	11.23	1.98%	2.76%	2.40%	2.22%	0.68%
14-Sep-22	102,651,014.28	11.22	1.71%	2.62%	2.33%	2.17%	0.66%
13-Sep-22	102,613,620.40	11.22	1.80%	2.61%	2.49%	1.81%	0.66%
12-Sep-22	102,739,381.22	11.22	1.82%	3.10%	2.52%	1.88%	0.67%
11-Sep-22	103,723,406.88	11.22	1.81%	3.09%	2.43%	2.03%	0.67%
10-Sep-22	103,716,687.60	11.22	1.81%	3.08%	2.56%	1.96%	0.66%
9-Sep-22	103,709,886.46	11.22	2.27%	1.87%	1.67%	2.50%	0.65%
8-Sep-22	105,012,158.25	11.22	3.28%	1.94%	1.69%	2.50%	0.68%
7-Sep-22	101,939,527.40	11.22	3.21%	1.83%	1.72%	2.51%	0.64%
6-Sep-22	103,375,370.12	11.22	1.63%	1.82%	2.20%	2.06%	0.67%
5-Sep-22	103,609,926.02	11.22	1.63%	1.85%	1.40%	2.01%	0.64%
4-Sep-22	103,671,120.48	11.22	1.74%	1.91%	1.85%	2.66%	0.64%
3-Sep-22	103,664,681.98	11.22	1.86%	1.89%	1.44%	2.34%	0.64%

Fecha	Patrimonio neto del Fondo	Valor Cuota	Rentabilidad				
			30 días	60 días	90 días	180 días	365 días
2-Sep-22	103,658,335.31	11.22	1.86%	1.85%	1.83%	1.64%	0.66%
1-Sep-22	103,642,324.43	11.22	2.35%	3.47%	1.99%	1.72%	0.73%
31-Aug-22	103,062,568.23	11.22	2.36%	3.47%	1.99%	1.72%	0.76%
30-Aug-22	103,093,903.64	11.22	2.17%	3.43%	1.12%	1.59%	0.73%
29-Aug-22	103,161,006.89	11.22	2.25%	1.16%	1.75%	1.63%	0.73%
28-Aug-22	103,150,584.70	11.22	2.25%	1.80%	1.14%	1.76%	0.73%
27-Aug-22	103,143,760.48	11.22	3.69%	2.06%	1.92%	1.48%	0.72%
26-Aug-22	103,136,935.99	11.22	3.61%	2.08%	2.03%	1.64%	0.73%
25-Aug-22	103,164,286.66	11.22	3.60%	2.10%	2.02%	1.64%	0.74%
24-Aug-22	103,312,817.36	11.22	3.58%	2.13%	2.01%	1.63%	0.73%
23-Aug-22	103,509,357.69	11.21	3.46%	2.11%	1.86%	1.63%	0.74%
22-Aug-22	104,399,303.96	11.21	3.44%	2.17%	1.57%	1.61%	0.74%
21-Aug-22	104,550,135.74	11.21	3.55%	2.39%	1.57%	1.43%	0.75%
20-Aug-22	104,543,345.75	11.21	3.54%	2.31%	1.54%	1.53%	0.74%
19-Aug-22	104,536,557.69	11.21	3.63%	2.63%	2.25%	1.57%	0.74%
18-Aug-22	104,656,283.38	11.21	3.63%	2.60%	2.24%	1.57%	0.75%
17-Aug-22	105,042,196.71	11.21	3.54%	2.64%	2.23%	1.57%	0.74%
16-Aug-22	104,970,119.05	11.21	3.53%	2.67%	1.26%	1.37%	0.73%
15-Aug-22	104,963,299.18	11.21	3.52%	2.92%	1.28%	1.26%	0.73%
14-Aug-22	105,090,561.54	11.21	3.42%	2.91%	1.05%	1.04%	0.72%
13-Aug-22	105,083,724.99	11.21	4.38%	2.78%	1.05%	1.13%	0.71%
12-Aug-22	105,076,830.05	11.21	4.37%	2.96%	1.25%	1.26%	0.75%
11-Aug-22	105,321,669.35	11.20	4.34%	1.63%	1.24%	1.26%	0.78%
10-Aug-22	105,751,761.09	11.20	1.46%	1.44%	1.07%	1.18%	0.79%
9-Aug-22	105,690,682.04	11.19	0.59%	0.97%	0.71%	0.97%	0.60%
8-Aug-22	105,657,610.75	11.19	0.45%	1.73%	1.67%	1.05%	0.62%
7-Aug-22	104,471,740.25	11.20	2.02%	1.32%	0.96%	1.17%	0.75%
6-Aug-22	104,464,800.78	11.20	2.07%	1.95%	0.95%	1.02%	0.74%
5-Aug-22	104,457,861.13	11.20	2.08%	1.33%	1.05%	0.90%	0.73%
4-Aug-22	104,390,175.98	11.20	1.93%	1.84%	1.01%	0.88%	0.72%
3-Aug-22	104,387,206.75	11.20	1.84%	1.84%	1.01%	0.88%	0.73%
2-Aug-22	104,552,656.69	11.20	4.58%	1.84%	0.92%	0.90%	0.74%
1-Aug-22	105,905,384.84	11.20	4.58%	0.58%	0.58%	0.95%	0.72%
31-Jul-22	105,912,988.99	11.20	4.68%	1.54%	0.58%	1.04%	0.72%
30-Jul-22	105,906,713.30	11.20	0.07%	0.61%	0.48%	0.68%	0.72%
29-Jul-22	105,900,298.89	11.20	1.34%	1.78%	0.48%	0.97%	0.73%
28-Jul-22	107,118,925.51	11.18	0.44%	1.24%	0.00%	0.73%	0.62%
27-Jul-22	107,337,247.02	11.18	0.55%	1.26%	0.02%	0.74%	0.61%
26-Jul-22	107,451,782.72	11.18	0.59%	1.25%	0.43%	0.78%	0.61%
25-Jul-22	111,386,491.63	11.18	0.69%	1.09%	-0.04%	1.12%	0.60%
24-Jul-22	111,626,075.98	11.18	0.76%	0.67%	0.00%	1.03%	0.59%
23-Jul-22	111,619,526.89	11.18	0.89%	0.62%	1.02%	0.75%	0.59%
22-Jul-22	111,612,846.22	11.18	1.23%	0.58%	1.27%	0.75%	0.60%
21-Jul-22	111,575,813.58	11.18	1.07%	1.63%	1.27%	0.75%	0.61%
20-Jul-22	112,177,275.68	11.18	1.61%	1.57%	1.25%	0.73%	0.59%
19-Jul-22	112,203,439.17	11.18	1.56%	1.56%	1.05%	0.73%	0.58%
18-Jul-22	113,598,990.64	11.18	1.73%	0.15%	1.34%	0.82%	0.58%
17-Jul-22	113,738,026.85	11.18	1.81%	0.19%	1.24%	0.73%	0.58%
16-Jul-22	113,731,613.02	11.18	2.31%	-0.10%	1.23%	0.75%	0.58%
15-Jul-22	113,725,162.46	11.18	2.40%	-0.10%	0.90%	0.73%	0.54%
14-Jul-22	113,617,130.57	11.17	1.17%	-0.28%	0.58%	0.56%	0.50%

Fecha	Patrimonio neto del Fondo	Valor Cuota	Rentabilidad				
			30 días	60 días	90 días	180 días	365 días
13-Jul-22	109,098,140.84	11.17	1.55%	-0.29%	0.59%	0.56%	0.51%
12-Jul-22	109,212,631.41	11.17	-1.08%	-0.29%	0.60%	0.50%	0.53%
11-Jul-22	109,478,638.84	11.19	1.41%	0.88%	1.39%	0.85%	0.72%
10-Jul-22	109,438,097.26	11.18	1.35%	2.22%	1.33%	0.83%	0.71%
9-Jul-22	109,450,546.76	11.19	3.02%	0.46%	1.37%	0.84%	0.72%
8-Jul-22	109,444,391.59	11.19	0.63%	0.45%	1.57%	0.83%	0.70%
7-Jul-22	109,387,102.84	11.18	1.83%	0.58%	1.60%	0.82%	0.68%
6-Jul-22	109,561,885.12	11.18	0.58%	0.57%	1.55%	0.82%	0.61%
5-Jul-22	109,590,039.62	11.18	1.76%	0.59%	1.75%	0.74%	0.66%
4-Jul-22	110,725,778.03	11.18	1.85%	0.50%	1.72%	0.55%	0.71%
3-Jul-22	110,452,456.04	11.16	-0.89%	-1.38%	1.41%	-0.11%	0.48%
2-Jul-22	110,446,273.00	11.16	-3.41%	-1.43%	0.35%	-0.13%	0.47%
1-Jul-22	110,439,881.86	11.16	-1.59%	-1.58%	0.35%	-0.06%	0.47%
30-Jun-22	110,644,834.28	11.20	1.16%	0.72%	1.89%	0.70%	0.86%
29-Jun-22	111,108,748.77	11.19	2.22%	0.08%	1.47%	0.49%	0.78%
28-Jun-22	111,058,831.47	11.18	2.04%	-0.18%	1.39%	0.55%	0.72%
27-Jun-22	111,952,759.93	11.18	1.97%	0.41%	1.43%	0.89%	0.71%
26-Jun-22	111,601,113.31	11.18	1.91%	-0.34%	1.44%	1.07%	0.71%
25-Jun-22	111,587,402.65	11.18	1.49%	-0.31%	1.42%	0.51%	0.70%
24-Jun-22	111,573,664.67	11.17	0.59%	1.19%	1.58%	0.64%	0.64%
23-Jun-22	112,393,124.68	11.17	0.35%	1.49%	1.54%	0.61%	0.63%
22-Jun-22	112,408,872.37	11.17	-0.07%	1.33%	1.43%	0.55%	0.58%
21-Jun-22	112,382,889.39	11.17	2.20%	1.42%	1.47%	0.62%	0.56%
20-Jun-22	112,490,809.20	11.16	1.53%	0.81%	1.20%	0.24%	0.49%
19-Jun-22	113,151,093.33	11.16	1.56%	1.22%	1.26%	0.25%	0.49%
18-Jun-22	113,137,033.31	11.16	-1.42%	1.03%	1.16%	0.19%	0.48%
17-Jun-22	113,122,972.04	11.16	-1.44%	0.98%	1.95%	0.03%	0.48%
16-Jun-22	112,076,496.16	11.16	-2.51%	0.23%	1.78%	-0.05%	0.46%
15-Jun-22	112,062,450.62	11.15	-2.59%	0.19%	1.76%	-0.07%	0.44%
14-Jun-22	112,124,133.17	11.16	-1.73%	0.33%	1.14%	-0.05%	0.47%
13-Jun-22	112,390,828.98	11.15	-2.13%	0.15%	1.15%	0.04%	0.42%
12-Jun-22	112,997,549.34	11.17	0.49%	1.45%	2.32%	0.29%	0.63%
11-Jun-22	112,983,465.37	11.17	0.34%	1.39%	2.16%	0.46%	0.62%
10-Jun-22	112,969,380.72	11.17	3.07%	1.31%	3.22%	0.55%	0.62%
9-Jun-22	113,288,838.24	11.16	-2.09%	0.88%	2.74%	0.31%	0.50%
8-Jun-22	113,927,603.74	11.18	0.28%	2.16%	3.55%	0.70%	0.71%
7-Jun-22	112,540,130.01	11.17	-0.66%	1.46%	2.23%	0.07%	0.61%
6-Jun-22	112,737,297.14	11.18	0.56%	2.36%	2.56%	2.81%	0.71%
5-Jun-22	112,159,733.92	11.17	-0.57%	1.69%	3.42%	0.32%	0.61%
4-Jun-22	112,152,730.82	11.17	-0.86%	2.60%	2.79%	0.72%	0.61%
3-Jun-22	112,145,727.33	11.17	-1.87%	1.00%	1.39%	0.12%	0.58%
2-Jun-22	112,376,311.95	11.19	0.54%	2.27%	2.23%	0.54%	0.79%
1-Jun-22	112,192,881.04	11.17	-1.57%	1.37%	1.63%	0.24%	0.63%
31-May-22	112,956,775.16	11.19	0.28%	2.30%	2.01%	0.50%	0.79%
30-May-22	113,137,478.14	11.16	-2.06%	1.28%	1.29%	0.18%	0.59%
29-May-22	113,089,288.52	11.16	-2.40%	1.18%	1.43%	0.13%	0.56%
28-May-22	113,085,074.38	11.16	-1.14%	1.23%	0.88%	0.46%	0.56%
27-May-22	113,080,818.96	11.16	-2.57%	1.25%	1.21%	0.13%	0.55%
26-May-22	112,989,002.27	11.16	-2.11%	1.70%	1.32%	0.18%	0.57%
25-May-22	113,697,599.72	11.17	1.79%	2.11%	1.59%	0.31%	0.64%
24-May-22	113,922,587.70	11.17	2.63%	2.17%	1.66%	0.25%	0.64%

Fecha	Patrimonio neto del Fondo	Valor Cuota	Rentabilidad				
			30 días	60 días	90 días	180 días	365 días
23-May-22	114,111,505.44	11.17	2.73%	2.20%	1.65%	0.24%	0.65%
22-May-22	112,567,142.80	11.15	0.63%	1.05%	0.55%	-0.09%	0.47%
21-May-22	112,562,848.96	11.15	0.08%	1.14%	0.77%	-0.15%	0.47%
20-May-22	112,558,555.01	11.15	0.88%	1.03%	0.86%	-0.11%	0.46%
19-May-22	112,753,104.43	11.17	3.49%	3.71%	1.83%	0.37%	0.70%
18-May-22	112,809,921.68	11.17	3.39%	3.68%	1.81%	0.35%	0.71%
17-May-22	115,038,063.59	11.18	2.97%	3.98%	1.60%	0.45%	0.78%
16-May-22	117,673,026.16	11.18	2.99%	2.91%	1.39%	0.40%	0.76%
15-May-22	117,625,626.05	11.17	2.39%	2.82%	0.77%	0.30%	0.70%
14-May-22	117,621,359.15	11.17	2.44%	3.26%	0.98%	0.27%	0.70%
13-May-22	117,617,088.90	11.17	2.41%	3.08%	1.24%	0.29%	0.71%
12-May-22	116,688,680.76	11.17	2.44%	4.74%	1.25%	0.29%	0.72%
11-May-22	115,400,019.42	11.14	-0.45%	3.33%	0.32%	-0.18%	0.47%
10-May-22	114,838,141.05	11.18	3.85%	5.21%	1.48%	0.41%	0.77%
9-May-22	116,829,390.11	11.18	4.04%	3.88%	1.62%	0.31%	0.77%
8-May-22	116,574,512.29	11.17	3.57%	3.59%	1.23%	0.21%	0.74%
7-May-22	116,568,779.79	11.17	4.15%	5.47%	0.94%	0.24%	0.74%
6-May-22	116,560,416.90	11.17	3.95%	4.51%	0.70%	0.24%	0.74%
5-May-22	116,540,539.80	11.17	6.06%	2.55%	0.79%	0.28%	0.81%
4-May-22	116,667,974.78	11.18	3.89%	3.06%	1.12%	0.44%	0.84%
3-May-22	118,072,667.34	11.18	3.99%	3.12%	1.22%	0.55%	0.85%
2-May-22	118,637,525.05	11.18	4.31%	2.91%	1.41%	0.65%	0.86%
1-May-22	118,630,644.51	11.18	4.32%	3.01%	1.55%	0.56%	0.86%
30-Apr-22	118,623,763.60	11.18	4.64%	3.39%	0.83%	0.55%	0.86%
29-Apr-22	118,615,135.12	11.18	4.77%	2.55%	1.41%	0.51%	0.88%
28-Apr-22	118,597,387.46	11.17	3.60%	2.41%	1.00%	0.30%	0.76%
27-Apr-22	118,743,750.83	11.18	5.09%	3.14%	1.48%	0.54%	0.87%
26-Apr-22	119,258,442.28	11.18	5.51%	3.07%	1.52%	0.53%	0.87%
25-Apr-22	118,423,251.70	11.15	2.44%	1.57%	1.16%	-0.04%	0.65%
24-Apr-22	118,483,796.39	11.15	1.71%	1.16%	0.74%	-0.17%	0.59%
23-Apr-22	118,475,209.48	11.14	1.66%	0.56%	0.19%	-0.12%	0.58%
22-Apr-22	118,466,607.18	11.14	1.47%	0.86%	0.18%	-0.13%	0.53%
21-Apr-22	118,806,787.49	11.15	2.19%	1.28%	0.37%	-0.04%	0.57%
20-Apr-22	118,874,648.00	11.14	1.19%	0.89%	0.11%	-0.17%	0.50%
19-Apr-22	118,911,250.24	11.14	3.92%	1.03%	0.20%	-0.13%	0.51%
18-Apr-22	118,928,369.63	11.14	3.96%	0.44%	0.36%	-0.22%	0.53%
17-Apr-22	119,277,386.43	11.15	4.98%	0.64%	0.51%	0.03%	0.61%
16-Apr-22	119,268,788.62	11.15	2.83%	0.00%	0.55%	-0.09%	0.61%
15-Apr-22	119,260,190.60	11.15	3.23%	0.29%	0.49%	-0.10%	0.58%
14-Apr-22	119,251,592.37	11.15	4.08%	0.66%	0.48%	-0.11%	0.65%
13-Apr-22	119,254,491.04	11.15	3.74%	0.68%	0.50%	-0.11%	0.60%
12-Apr-22	118,392,148.67	11.15	7.02%	0.69%	0.38%	-0.09%	0.60%
11-Apr-22	118,404,137.01	11.15	7.12%	0.62%	0.30%	-0.04%	0.61%
10-Apr-22	118,197,013.08	11.14	6.56%	0.52%	0.12%	-0.18%	0.56%
9-Apr-22	118,188,324.95	11.14	3.70%	0.03%	0.00%	-0.20%	0.54%
8-Apr-22	118,179,636.61	11.14	3.59%	-0.34%	0.04%	-0.20%	0.56%
7-Apr-22	119,151,241.56	11.13	6.76%	-0.98%	-0.15%	-0.30%	0.56%
6-Apr-22	120,171,853.61	11.14	5.06%	-0.89%	-0.09%	-0.27%	0.60%
5-Apr-22	120,078,358.64	11.12	-0.96%	-1.80%	-0.85%	-0.56%	0.36%
4-Apr-22	120,209,021.04	11.15	2.22%	-0.14%	-0.21%	-0.08%	0.63%
3-Apr-22	120,492,073.52	11.15	2.23%	0.00%	-0.62%	-0.02%	0.63%

Fecha	Patrimonio neto del Fondo	Valor Cuota	Rentabilidad				
			30 días	60 días	90 días	180 días	365 días
2-Apr-22	120,483,334.67	11.15	1.52%	0.20%	-0.67%	-0.13%	0.63%
1-Apr-22	120,474,596.42	11.14	1.69%	-0.88%	-0.53%	-0.15%	0.62%
31-Mar-22	120,484,230.26	11.14	2.14%	-0.16%	-0.64%	-0.21%	0.61%
30-Mar-22	121,055,877.01	11.14	0.33%	-0.24%	-0.69%	-0.24%	0.59%
29-Mar-22	123,882,035.11	11.14	1.21%	-0.27%	-0.41%	-0.27%	0.56%
28-Mar-22	125,530,447.84	11.14	1.18%	-0.16%	0.26%	-0.24%	0.58%
27-Mar-22	126,089,242.47	11.13	0.62%	0.56%	0.46%	-0.38%	0.53%
26-Mar-22	126,081,205.28	11.13	0.71%	0.30%	-0.64%	-0.31%	0.53%
25-Mar-22	126,073,151.92	11.13	0.60%	-0.53%	-0.36%	-0.41%	0.48%
24-Mar-22	126,196,933.52	11.13	-0.55%	-0.52%	-0.35%	-0.41%	0.42%
23-Mar-22	126,429,226.64	11.13	0.26%	-0.43%	-0.30%	-0.39%	0.48%
22-Mar-22	126,837,943.73	11.13	0.36%	-0.51%	-0.27%	-0.42%	0.60%
21-Mar-22	126,588,108.98	11.13	0.58%	-0.40%	-0.73%	-0.48%	0.69%
20-Mar-22	129,444,560.07	11.11	-1.86%	-1.40%	-1.54%	-0.95%	0.49%
19-Mar-22	129,436,021.97	11.11	-3.06%	-1.68%	-1.63%	-0.81%	0.48%
18-Mar-22	129,427,481.78	11.11	-3.68%	-1.62%	-1.93%	-0.82%	0.44%
17-Mar-22	129,152,054.52	11.12	-2.82%	-0.63%	-1.23%	-0.47%	0.54%
16-Mar-22	129,487,081.13	11.12	-2.65%	-0.84%	-1.37%	-0.55%	0.51%
15-Mar-22	130,433,882.00	11.11	-2.76%	-1.28%	-1.70%	-0.72%	0.38%
14-Mar-22	132,149,052.38	11.11	-2.37%	-1.28%	-1.26%	-0.68%	0.41%
13-Mar-22	135,891,979.66	11.08	-5.60%	-3.04%	-2.73%	-1.22%	0.14%
12-Mar-22	135,881,903.04	11.08	-5.84%	-3.04%	-2.36%	-1.21%	0.14%
11-Mar-22	135,871,801.09	11.08	-5.48%	-3.14%	-2.16%	-1.20%	0.17%
10-Mar-22	139,798,388.51	11.11	-3.63%	-1.82%	-1.28%	-0.76%	0.46%
9-Mar-22	140,131,803.19	11.11	-4.27%	-1.70%	-1.20%	-0.73%	0.44%
8-Mar-22	140,919,249.87	11.07	-8.67%	-3.56%	-3.27%	-1.36%	0.19%
7-Mar-22	142,996,154.28	11.09	-6.82%	-2.85%	2.37%	-0.99%	0.27%
6-Mar-22	153,439,639.48	11.13	-2.66%	-1.38%	-0.79%	-0.38%	0.61%
5-Mar-22	153,430,302.37	11.13	-2.50%	-2.00%	0.00%	-0.32%	0.61%
4-Mar-22	153,420,961.65	11.13	-2.22%	-2.07%	-1.18%	-0.39%	0.63%
3-Mar-22	154,219,993.92	11.13	-1.11%	-1.51%	-0.96%	-0.28%	0.68%
2-Mar-22	159,530,077.01	11.13	-3.44%	-1.61%	-1.03%	-0.32%	0.72%
1-Mar-22	176,155,877.57	11.12	-2.45%	-1.99%	-1.38%	-0.40%	0.46%
28-Feb-22	176,525,716.77	11.14	-0.81%	-0.71%	-0.69%	-0.06%	0.59%
27-Feb-22	175,923,854.63	11.13	-1.76%	-0.17%	-0.99%	-0.17%	0.51%
26-Feb-22	175,915,129.32	11.13	-1.50%	0.41%	-0.32%	-0.20%	0.51%
25-Feb-22	175,906,403.80	11.13	0.49%	-1.22%	-1.00%	-0.21%	0.57%
24-Feb-22	175,677,944.17	11.12	-0.11%	-0.85%	-1.03%	-0.24%	0.54%
23-Feb-22	176,730,667.47	11.12	-1.66%	-0.81%	-1.01%	-0.23%	0.47%
22-Feb-22	177,337,674.52	11.13	-0.49%	-0.22%	-0.78%	-0.01%	0.77%
21-Feb-22	178,346,227.49	11.13	-1.12%	-0.42%	-1.04%	-0.10%	0.72%
20-Feb-22	178,830,838.87	11.13	-1.38%	-1.35%	-1.06%	-0.15%	0.70%
19-Feb-22	178,821,295.26	11.12	-1.38%	-1.35%	-1.19%	-0.12%	0.69%
18-Feb-22	178,811,749.33	11.12	-0.94%	-1.48%	-1.12%	-0.11%	0.70%
17-Feb-22	179,030,001.05	11.13	-0.29%	-1.32%	-0.73%	0.08%	0.81%
16-Feb-22	184,144,379.97	11.14	0.44%	-1.02%	-0.54%	0.18%	0.84%
15-Feb-22	184,257,615.09	11.15	1.56%	-0.40%	-0.12%	0.39%	0.92%
14-Feb-22	185,270,025.42	11.14	0.96%	-0.77%	-0.43%	0.30%	0.81%
13-Feb-22	184,230,666.80	11.14	0.20%	-0.68%	-0.67%	0.16%	0.74%
12-Feb-22	184,220,942.53	11.14	-0.19%	-1.27%	-0.73%	0.15%	0.74%
11-Feb-22	184,211,216.81	11.14	-0.49%	-0.69%	-0.70%	0.14%	0.75%

Fecha	Patrimonio neto del Fondo	Valor Cuota	Rentabilidad				
			30 días	60 días	90 días	180 días	365 días
10-Feb-22	184,337,782.84	11.14	-0.23%	-0.27%	-0.64%	0.17%	0.75%
9-Feb-22	185,022,482.28	11.13	-0.81%	-0.47%	-0.77%	0.10%	0.72%
8-Feb-22	184,590,010.76	11.14	-0.01%	-0.08%	-0.56%	0.32%	0.83%
7-Feb-22	183,959,191.47	11.15	0.87%	-0.89%	-0.47%	0.52%	0.89%
6-Feb-22	187,437,528.20	11.15	1.56%	7.03%	-0.32%	0.74%	0.94%
5-Feb-22	187,427,875.07	11.15	1.11%	0.17%	-0.27%	0.53%	0.94%
4-Feb-22	187,418,214.77	11.15	-0.11%	1.37%	-0.27%	0.56%	0.93%
3-Feb-22	188,232,037.30	11.15	-1.50%	-0.49%	-0.33%	0.53%	0.91%
2-Feb-22	186,239,947.97	11.15	-1.92%	-0.64%	-0.43%	0.47%	0.90%
1-Feb-22	189,179,650.34	11.14	-1.91%	-0.86%	-0.39%	0.38%	0.85%
31-Jan-22	189,699,630.90	11.16	0.23%	0.07%	0.42%	0.73%	1.03%
30-Jan-22	189,208,714.37	11.14	-1.54%	-0.60%	-0.33%	0.46%	0.88%
29-Jan-22	189,198,694.66	11.14	-0.61%	-0.57%	-0.35%	0.48%	0.88%
28-Jan-22	189,188,687.56	11.14	1.43%	0.43%	-0.42%	0.44%	0.92%
27-Jan-22	187,732,811.01	11.14	2.32%	-0.71%	-0.52%	0.39%	0.90%
26-Jan-22	187,950,939.74	11.12	-2.94%	-1.71%	-1.19%	0.05%	0.76%
25-Jan-22	188,341,672.59	11.13	-1.59%	-1.47%	-1.00%	0.17%	0.78%
24-Jan-22	189,900,391.80	11.14	0.04%	-0.90%	-0.57%	0.45%	0.91%
23-Jan-22	189,890,622.27	11.14	0.04%	-0.97%	-0.57%	0.42%	0.91%
22-Jan-22	189,880,831.05	11.14	0.28%	-0.87%	-0.48%	0.42%	0.90%
21-Jan-22	189,871,022.43	11.14	-1.32%	-1.06%	-0.47%	0.40%	0.85%
20-Jan-22	189,861,213.77	11.14	-1.32%	-0.97%	-0.48%	0.39%	0.85%
19-Jan-22	190,411,605.35	11.13	-2.02%	-1.19%	-0.64%	0.31%	0.84%
18-Jan-22	191,202,685.48	11.14	-2.35%	-0.93%	-0.47%	0.42%	0.87%
17-Jan-22	191,816,639.23	11.14	-2.49%	-1.00%	-0.70%	0.43%	0.85%
16-Jan-22	192,357,771.18	11.14	-2.37%	-1.09%	-0.50%	0.42%	0.86%
15-Jan-22	192,348,155.69	11.14	-2.50%	-1.07%	-0.73%	0.41%	0.85%
14-Jan-22	192,338,539.97	11.13	-1.56%	-1.17%	-0.74%	0.40%	0.87%
13-Jan-22	192,285,969.63	11.14	-2.36%	-0.93%	-0.62%	0.46%	0.85%
12-Jan-22	192,784,199.82	11.14	-0.90%	-0.79%	-0.53%	0.51%	0.83%
11-Jan-22	192,799,916.71	11.14	-0.31%	-0.81%	-0.52%	0.42%	0.85%
10-Jan-22	192,439,306.64	11.14	-0.14%	-0.81%	-0.39%	0.53%	0.85%
9-Jan-22	192,430,001.25	11.14	-0.15%	-1.10%	-0.46%	0.56%	0.85%
8-Jan-22	192,420,695.63	11.14	-2.64%	-1.23%	-0.44%	0.60%	0.85%
7-Jan-22	192,411,389.79	11.14	12.49%	-1.16%	-0.47%	0.59%	0.88%
6-Jan-22	192,461,695.38	11.14	-0.78%	-0.93%	-0.34%	0.66%	0.92%
5-Jan-22	193,684,983.53	11.15	2.85%	-0.33%	0.06%	0.86%	1.01%
4-Jan-22	199,484,760.95	11.16	0.52%	0.28%	0.52%	1.02%	1.12%
3-Jan-22	200,279,339.29	11.16	0.64%	0.62%	0.46%	1.01%	1.13%
2-Jan-22	198,551,435.62	11.16	0.19%	0.55%	0.43%	0.80%	1.09%
1-Jan-22	198,541,521.75	11.16	-0.08%	0.30%	0.22%	0.90%	1.09%
31-Dec-21	198,531,607.94	11.16	0.34%	0.27%	0.19%	0.98%	1.09%
30-Dec-21	198,358,250.46	11.15	-0.52%	-0.30%	-0.13%	0.82%	1.01%
29-Dec-21	201,172,230.50	11.13	-0.56%	-1.33%	-0.82%	0.47%	0.96%
28-Dec-21	201,407,689.01	11.12	-3.74%	-1.92%	-1.24%	0.28%	0.85%
27-Dec-21	199,853,461.80	11.15	-0.49%	-0.24%	-0.07%	0.85%	1.11%
26-Dec-21	200,030,597.16	11.14	-1.35%	-0.85%	-0.45%	0.76%	1.04%
25-Dec-21	200,020,956.62	11.14	-1.84%	-0.85%	-0.31%	0.72%	1.03%
24-Dec-21	200,011,313.18	11.14	-1.98%	-0.70%	-0.50%	0.72%	1.03%
23-Dec-21	199,959,422.95	11.14	-2.02%	-0.82%	-0.59%	0.67%	1.01%
22-Dec-21	200,599,527.42	11.15	-0.80%	-0.03%	-0.07%	0.93%	1.19%

Fecha	Patrimonio neto del Fondo	Valor Cuota	Rentabilidad				
			30 días	60 días	90 días	180 días	365 días
21-Dec-21	201,195,951.75	11.15	-0.61%	-0.05%	-0.08%	0.84%	1.20%
20-Dec-21	215,351,706.19	11.15	-0.37%	0.06%	-0.19%	0.88%	1.11%
19-Dec-21	215,572,076.22	11.16	0.49%	0.22%	-0.02%	0.98%	1.18%
18-Dec-21	215,562,742.36	11.16	0.50%	0.46%	0.25%	0.92%	1.17%
17-Dec-21	215,553,408.27	11.16	0.19%	0.12%	0.25%	0.88%	1.18%
16-Dec-21	216,311,918.59	11.16	0.35%	0.18%	0.28%	0.90%	1.20%
15-Dec-21	217,496,723.97	11.15	-0.78%	-0.31%	-0.04%	0.73%	1.20%
14-Dec-21	218,027,478.83	11.16	0.49%	0.27%	0.31%	0.95%	1.28%
13-Dec-21	217,896,131.87	11.15	-0.68%	-0.28%	-0.14%	0.80%	1.18%
12-Dec-21	220,901,118.16	11.14	-1.32%	-0.48%	-0.35%	0.66%	1.13%
11-Dec-21	220,891,811.02	11.14	-1.47%	-0.59%	-0.32%	0.70%	1.12%
10-Dec-21	220,882,503.66	11.14	-2.06%	-0.55%	-0.27%	0.66%	1.08%
9-Dec-21	221,850,254.74	11.16	0.18%	0.64%	0.55%	1.07%	1.33%
8-Dec-21	219,178,258.39	11.03	-14.66%	-6.87%	-4.46%	-1.44%	0.15%
7-Dec-21	220,818,580.17	11.15	-1.08%	-0.10%	0.03%	0.83%	1.19%
6-Dec-21	233,477,516.39	11.13	-3.49%	-1.23%	-0.65%	0.43%	1.00%
5-Dec-21	234,257,884.85	11.16	0.04%	0.39%	0.37%	1.06%	1.29%
4-Dec-21	234,248,468.22	11.16	0.59%	0.58%	0.50%	1.08%	1.29%
3-Dec-21	234,239,051.35	11.16	0.91%	0.27%	0.38%	1.06%	1.31%
2-Dec-21	234,069,144.57	11.16	0.68%	0.35%	0.46%	1.10%	1.34%
1-Dec-21	234,182,373.08	11.15	0.20%	0.12%	0.31%	1.03%	1.31%
30-Nov-21	234,356,073.05	11.15	-0.07%	0.08%	0.38%	0.97%	1.30%
29-Nov-21	234,301,815.83	11.13	-2.10%	-0.97%	-0.17%	0.63%	1.11%
28-Nov-21	236,333,689.38	11.15	-0.09%	0.16%	0.62%	0.97%	1.28%
27-Nov-21	236,323,786.21	11.15	0.01%	0.03%	0.55%	0.97%	1.28%
26-Nov-21	236,313,838.35	11.15	-0.35%	0.24%	0.53%	0.96%	1.30%
25-Nov-21	238,806,987.96	11.16	0.15%	0.21%	0.69%	1.04%	1.31%
24-Nov-21	236,793,495.85	11.16	0.57%	0.26%	0.72%	1.06%	1.38%
23-Nov-21	236,417,332.93	11.15	0.38%	0.14%	0.71%	1.02%	1.36%
22-Nov-21	241,080,160.68	11.16	0.74%	0.31%	0.87%	1.07%	1.38%
21-Nov-21	241,176,720.27	11.15	0.52%	-0.08%	0.78%	1.04%	1.37%
20-Nov-21	241,166,701.81	11.15	0.50%	-0.25%	0.86%	1.03%	1.37%
19-Nov-21	241,156,669.41	11.15	-0.05%	0.16%	0.87%	1.03%	1.36%
18-Nov-21	241,095,021.61	11.15	0.42%	0.16%	0.86%	1.02%	1.35%
17-Nov-21	241,050,651.19	11.16	0.04%	0.30%	0.96%	1.07%	1.38%
16-Nov-21	243,340,414.71	11.15	0.00%	0.26%	0.96%	1.05%	1.41%
15-Nov-21	243,415,205.23	11.16	0.16%	0.29%	1.04%	1.08%	1.42%
14-Nov-21	243,354,963.04	11.15	0.05%	0.16%	0.99%	1.10%	1.42%
13-Nov-21	243,344,949.54	11.15	0.13%	0.16%	0.96%	1.15%	1.42%
12-Nov-21	243,334,926.70	11.15	0.35%	0.21%	0.95%	1.10%	1.42%
11-Nov-21	243,185,092.68	11.15	0.30%	0.35%	1.00%	1.13%	1.45%
10-Nov-21	242,527,797.46	11.16	0.95%	0.63%	1.19%	1.22%	1.52%
9-Nov-21	243,053,511.82	11.16	1.09%	0.74%	1.44%	1.27%	1.52%
8-Nov-21	242,424,249.99	11.16	0.93%	0.62%	1.50%	1.26%	1.50%
7-Nov-21	243,278,677.40	11.16	0.89%	0.80%	1.72%	1.23%	1.50%
6-Nov-21	243,268,849.97	11.16	1.04%	0.55%	1.29%	1.22%	1.50%
5-Nov-21	243,259,010.63	11.16	0.75%	0.76%	1.35%	1.22%	1.53%
4-Nov-21	243,532,014.59	11.15	0.56%	0.30%	1.16%	1.12%	1.50%
3-Nov-21	241,883,827.62	11.15	-0.37%	0.13%	1.05%	1.07%	1.48%
2-Nov-21	248,862,581.41	11.15	0.02%	0.36%	1.17%	1.16%	1.52%
1-Nov-21	248,712,233.81	11.15	0.05%	0.54%	1.19%	1.26%	1.53%

Fecha	Patrimonio neto del Fondo	Valor Cuota	Rentabilidad				
			30 días	60 días	90 días	180 días	365 días
31-Oct-21	250,967,882.87	11.15	0.22%	0.81%	1.29%	1.20%	1.55%
30-Oct-21	250,960,190.75	11.15	0.16%	1.00%	1.35%	1.20%	1.55%
29-Oct-21	250,952,506.28	11.15	0.41%	0.90%	1.28%	1.18%	1.55%
28-Oct-21	250,956,436.08	11.15	0.06%	0.82%	1.24%	1.17%	1.55%
27-Oct-21	255,833,715.57	11.16	0.83%	0.99%	1.35%	1.22%	1.58%
26-Oct-21	255,682,165.08	11.15	0.26%	0.97%	1.42%	1.28%	1.57%
25-Oct-21	258,331,667.02	11.15	-0.06%	0.91%	1.33%	1.18%	1.55%
24-Oct-21	258,858,475.34	11.15	-0.10%	0.95%	1.27%	1.18%	1.54%
23-Oct-21	258,850,905.86	11.15	-0.11%	0.93%	1.29%	1.20%	1.55%
22-Oct-21	258,843,338.26	11.15	-0.67%	1.05%	1.24%	1.27%	1.56%
21-Oct-21	258,573,593.81	11.15	-1.00%	1.08%	1.25%	1.27%	1.54%
20-Oct-21	255,983,097.27	11.15	0.37%	1.35%	1.42%	1.36%	1.62%
19-Oct-21	256,028,693.85	11.15	-0.11%	1.10%	1.30%	1.17%	1.56%
18-Oct-21	257,007,915.04	11.16	0.55%	1.46%	1.60%	1.29%	1.63%
17-Oct-21	262,184,215.44	11.15	0.53%	1.50%	1.54%	1.27%	1.63%
16-Oct-21	262,176,726.95	11.15	0.42%	1.48%	1.52%	1.25%	1.63%
15-Oct-21	262,169,238.27	11.15	0.27%	1.44%	1.52%	1.29%	1.56%
14-Oct-21	262,045,569.90	11.15	0.19%	1.39%	1.48%	1.28%	1.56%
13-Oct-21	260,763,795.98	11.15	0.07%	1.27%	1.41%	1.24%	1.57%
12-Oct-21	260,739,031.28	11.15	0.41%	1.37%	1.32%	1.23%	1.59%
11-Oct-21	262,670,135.74	11.15	0.32%	1.59%	1.47%	1.36%	1.52%
10-Oct-21	266,636,727.40	11.15	0.39%	1.80%	1.55%	1.27%	1.53%
9-Oct-21	266,629,438.04	11.15	0.32%	2.15%	1.64%	1.27%	1.53%
8-Oct-21	266,622,148.50	11.15	0.71%	1.52%	1.64%	1.28%	1.63%
7-Oct-21	265,348,955.59	11.15	0.07%	1.54%	1.58%	1.25%	1.63%
6-Oct-21	265,985,822.95	11.15	0.77%	1.67%	1.67%	1.30%	1.69%
5-Oct-21	265,374,481.20	11.15	0.04%	1.48%	1.46%	1.27%	1.64%
4-Oct-21	264,297,529.30	11.15	0.63%	1.72%	1.62%	1.47%	1.68%
3-Oct-21	263,271,899.86	11.15	0.71%	1.77%	1.38%	1.53%	1.69%
2-Oct-21	263,264,866.71	11.15	1.03%	1.84%	1.59%	1.37%	1.69%
1-Oct-21	263,257,833.38	11.15	1.41%	1.93%	1.75%	1.38%	1.70%
30-Sep-21	262,056,680.90	11.15	1.84%	1.85%	1.77%	1.39%	1.70%
29-Sep-21	262,272,940.38	11.15	1.39%	1.72%	1.69%	1.35%	1.74%
28-Sep-21	262,860,484.65	11.15	1.58%	1.84%	1.78%	1.39%	1.76%
27-Sep-21	267,891,086.25	11.15	1.15%	1.74%	1.68%	1.36%	1.76%
26-Sep-21	273,986,740.01	11.15	1.68%	2.03%	1.98%	1.43%	1.81%
25-Sep-21	273,980,805.52	11.15	1.87%	1.97%	1.91%	1.39%	1.81%
24-Sep-21	273,974,870.16	11.15	2.00%	2.00%	1.91%	1.45%	1.67%
23-Sep-21	273,968,935.37	11.15	1.97%	1.94%	1.91%	1.45%	1.68%
22-Sep-21	270,040,653.48	11.16	2.77%	2.22%	2.10%	1.55%	1.72%
21-Sep-21	269,374,011.04	11.16	3.18%	2.39%	2.05%	1.52%	1.74%
20-Sep-21	270,293,743.33	11.15	2.32%	2.02%	1.75%	1.24%	1.67%
19-Sep-21	268,823,171.63	11.15	2.31%	2.13%	1.67%	1.34%	1.67%
18-Sep-21	268,817,301.22	11.15	2.37%	2.06%	1.56%	1.61%	1.68%
17-Sep-21	268,811,414.60	11.15	2.47%	2.04%	1.49%	1.77%	1.67%
16-Sep-21	264,752,479.45	11.15	2.54%	2.08%	1.52%	1.79%	1.69%
15-Sep-21	266,931,959.10	11.15	2.61%	2.15%	1.57%	1.81%	1.70%
14-Sep-21	266,563,824.31	11.15	2.59%	2.15%	1.61%	1.73%	1.70%
13-Sep-21	266,256,675.24	11.15	2.47%	1.87%	1.67%	1.57%	1.70%
12-Sep-21	266,989,315.30	11.15	2.32%	2.05%	1.57%	1.55%	1.69%
11-Sep-21	266,983,590.55	11.15	2.86%	2.14%	1.65%	1.45%	1.69%

Fecha	Patrimonio neto del Fondo	Valor Cuota	Rentabilidad				
			30 días	60 días	90 días	180 días	365 días
10-Sep-21	266,977,866.68	11.15	3.21%	2.28%	1.57%	1.45%	1.72%
9-Sep-21	266,130,029.42	11.15	3.98%	2.31%	1.60%	1.47%	1.72%
8-Sep-21	260,916,740.31	11.14	2.32%	2.11%	1.47%	1.40%	1.68%
7-Sep-21	260,935,062.13	11.15	3.00%	2.35%	1.63%	1.56%	1.73%
6-Sep-21	257,187,997.72	11.14	2.57%	2.01%	1.51%	1.62%	1.69%
5-Sep-21	255,213,616.35	11.15	2.92%	2.12%	1.70%	1.62%	1.72%
4-Sep-21	255,208,028.05	11.15	2.81%	1.73%	1.75%	1.74%	1.72%
3-Sep-21	255,202,435.00	11.15	2.83%	2.05%	1.73%	1.59%	1.70%
2-Sep-21	254,472,664.23	11.14	2.66%	2.13%	1.62%	1.54%	1.71%
1-Sep-21	251,996,495.24	11.14	2.46%	1.94%	1.49%	1.47%	1.73%
31-Aug-21	252,349,362.69	11.14	1.86%	1.75%	1.28%	1.46%	1.63%
30-Aug-21	252,084,610.06	11.14	2.05%	1.87%	1.34%	1.48%	1.69%
29-Aug-21	249,140,117.10	11.14	2.10%	1.96%	1.37%	1.60%	1.69%
28-Aug-21	249,134,041.87	11.14	2.33%	2.14%	1.38%	1.21%	1.69%
27-Aug-21	249,127,951.51	11.14	2.39%	2.03%	1.37%	1.22%	1.73%
26-Aug-21	248,317,714.68	11.13	2.07%	1.95%	1.31%	1.19%	1.69%
25-Aug-21	247,776,548.36	11.13	2.00%	1.88%	1.27%	1.17%	1.72%
24-Aug-21	247,856,179.59	11.13	1.90%	1.90%	1.27%	1.31%	1.72%
23-Aug-21	247,107,388.54	11.13	1.66%	1.53%	1.17%	1.22%	1.67%
22-Aug-21	247,258,138.69	11.13	1.60%	1.48%	1.17%	1.06%	1.67%
21-Aug-21	247,251,927.94	11.13	1.72%	1.36%	1.15%	1.48%	1.67%
20-Aug-21	247,245,688.04	11.13	1.96%	1.20%	1.16%	1.48%	1.68%
19-Aug-21	247,281,327.90	11.13	1.74%	1.06%	1.12%	1.48%	1.70%
18-Aug-21	248,766,787.18	11.13	1.60%	1.01%	1.10%	1.46%	1.69%
17-Aug-21	248,937,430.06	11.13	1.62%	1.03%	1.09%	1.48%	1.68%
16-Aug-21	248,347,044.69	11.13	1.69%	1.13%	1.14%	1.53%	1.71%
15-Aug-21	248,340,914.44	11.13	1.70%	1.29%	1.20%	1.49%	1.71%
14-Aug-21	248,334,784.03	11.13	1.26%	1.20%	1.32%	1.45%	1.71%
13-Aug-21	248,328,650.12	11.13	1.78%	1.33%	1.23%	1.32%	1.71%
12-Aug-21	238,451,903.15	11.12	1.42%	0.94%	1.05%	1.24%	1.70%
11-Aug-21	239,886,208.63	11.12	1.35%	0.77%	0.94%	1.18%	1.65%
10-Aug-21	239,430,785.64	11.11	0.64%	0.42%	0.73%	1.08%	1.54%
9-Aug-21	237,641,870.83	11.12	1.91%	1.06%	1.19%	1.27%	1.58%
8-Aug-21	242,832,541.67	11.12	1.70%	0.99%	1.08%	1.25%	1.57%
7-Aug-21	242,826,371.04	11.12	1.44%	1.11%	1.06%	1.34%	1.57%
6-Aug-21	242,820,200.25	11.12	1.32%	1.17%	1.06%	1.31%	1.58%
5-Aug-21	242,113,334.20	11.12	0.65%	1.20%	1.10%	1.33%	1.58%
4-Aug-21	242,042,138.83	11.12	1.27%	1.19%	1.09%	1.33%	1.58%
3-Aug-21	239,408,251.41	11.12	1.59%	1.12%	1.07%	1.29%	1.59%
2-Aug-21	238,691,044.22	11.12	1.42%	0.89%	1.19%	1.26%	1.60%
1-Aug-21	244,453,023.50	11.12	1.64%	1.00%	1.09%	1.32%	1.62%
31-Jul-21	244,447,552.78	11.12	1.69%	1.02%	1.10%	1.31%	1.62%
30-Jul-21	244,440,480.30	11.12	1.82%	1.04%	1.07%	1.31%	1.60%
29-Jul-21	232,903,377.24	11.12	1.95%	0.91%	0.99%	1.27%	1.58%
28-Jul-21	232,839,646.29	11.12	1.67%	0.88%	0.98%	1.26%	1.60%
27-Jul-21	232,493,298.06	11.12	1.82%	0.95%	1.14%	1.37%	1.64%
26-Jul-21	229,382,507.74	11.12	1.76%	0.90%	1.04%	1.37%	1.62%
25-Jul-21	228,385,035.71	11.12	1.90%	0.94%	1.08%	1.44%	1.64%
24-Jul-21	228,378,004.50	11.12	1.39%	0.97%	1.13%	1.40%	1.64%
23-Jul-21	228,370,964.51	11.12	1.35%	0.94%	1.26%	1.40%	1.75%
22-Jul-21	229,065,847.52	11.11	1.00%	0.89%	1.23%	1.38%	1.75%

Fecha	Patrimonio neto del Fondo	Valor Cuota	Rentabilidad				
			30 días	60 días	90 días	180 días	365 días
21-Jul-21	228,740,384.03	11.11	0.44%	0.75%	1.15%	1.34%	1.73%
20-Jul-21	228,728,989.00	11.11	0.37%	0.85%	1.00%	1.27%	1.73%
19-Jul-21	218,979,601.21	11.11	0.42%	0.84%	1.02%	1.28%	1.74%
18-Jul-21	218,727,967.43	11.11	0.44%	0.88%	0.99%	1.35%	1.75%
17-Jul-21	218,721,184.33	11.11	0.56%	0.97%	0.96%	1.32%	1.75%
16-Jul-21	218,714,401.07	11.11	0.87%	1.15%	1.04%	1.30%	1.76%
15-Jul-21	214,251,170.08	11.12	1.15%	1.23%	1.19%	1.37%	1.81%
14-Jul-21	214,183,437.17	11.11	0.88%	0.97%	1.02%	1.28%	1.76%
13-Jul-21	214,211,430.83	11.11	0.46%	0.89%	0.89%	1.30%	1.74%
12-Jul-21	215,472,044.09	11.11	0.19%	0.79%	1.07%	1.14%	1.74%
11-Jul-21	217,424,134.72	11.11	0.20%	0.84%	0.87%	1.06%	1.74%
10-Jul-21	217,417,785.22	11.11	0.21%	0.78%	0.88%	1.12%	1.74%
9-Jul-21	217,411,410.28	11.11	0.29%	0.75%	0.90%	1.10%	1.67%
8-Jul-21	215,424,067.30	11.11	0.77%	0.88%	0.99%	1.14%	1.71%
7-Jul-21	218,400,810.48	11.11	1.02%	0.94%	1.03%	1.16%	1.74%
6-Jul-21	218,012,513.67	11.12	1.74%	1.34%	1.36%	1.36%	1.82%
5-Jul-21	217,530,600.50	11.11	1.11%	1.06%	1.34%	1.26%	1.77%
4-Jul-21	217,210,957.66	11.10	0.64%	1.10%	1.28%	1.16%	1.73%
3-Jul-21	217,204,660.50	11.10	0.36%	0.84%	0.95%	1.19%	1.73%
2-Jul-21	217,198,365.30	11.10	0.36%	0.84%	0.99%	1.19%	1.73%
1-Jul-21	216,925,528.36	11.10	0.35%	0.77%	0.97%	1.18%	1.73%
30-Jun-21	215,581,295.24	11.10	0.26%	0.71%	0.93%	1.16%	1.71%
29-Jun-21	212,583,427.84	11.10	-0.13%	0.53%	0.82%	1.10%	1.70%
28-Jun-21	212,102,031.32	11.10	0.09%	0.82%	0.97%	1.15%	1.73%
27-Jun-21	211,212,741.08	11.10	0.08%	0.69%	0.93%	1.38%	1.73%
26-Jun-21	211,207,054.42	11.10	0.05%	0.69%	0.85%	1.36%	1.73%
25-Jun-21	211,201,368.08	11.10	-0.01%	0.76%	0.97%	1.34%	1.77%
24-Jun-21	209,992,395.29	11.10	0.55%	1.22%	1.14%	1.43%	1.86%
23-Jun-21	209,992,395.29	11.10	0.54%	1.24%	1.15%	1.43%	1.85%
22-Jun-21	209,258,370.86	11.10	0.78%	1.37%	1.05%	1.47%	1.85%
21-Jun-21	209,820,303.11	11.11	1.07%	1.22%	0.90%	1.53%	1.88%
20-Jun-21	209,665,139.26	11.11	1.32%	1.34%	1.17%	1.67%	1.90%
19-Jun-21	209,659,458.92	11.11	1.25%	1.29%	1.71%	1.70%	1.90%
18-Jun-21	209,653,776.58	11.11	1.31%	1.24%	2.02%	1.46%	1.87%
17-Jun-21	209,762,825.88	11.11	1.39%	1.30%	1.98%	1.44%	1.86%
16-Jun-21	212,242,187.21	11.10	1.43%	1.14%	1.88%	1.39%	1.89%
15-Jun-21	215,469,533.96	11.11	1.31%	1.23%	1.78%	1.43%	1.91%
14-Jun-21	214,756,244.46	11.10	1.06%	0.99%	1.41%	1.42%	1.90%
13-Jun-21	214,774,738.00	11.10	1.31%	1.53%	1.51%	1.62%	1.93%
12-Jun-21	214,769,100.20	11.10	1.39%	1.22%	1.30%	1.60%	1.93%
11-Jun-21	214,763,462.17	11.10	1.48%	1.24%	1.31%	1.59%	1.93%
10-Jun-21	214,096,633.83	11.10	1.36%	1.26%	1.31%	1.58%	1.93%
9-Jun-21	214,279,561.46	11.10	1.21%	1.22%	1.28%	1.57%	1.93%
8-Jun-21	213,307,228.44	11.10	0.98%	1.12%	1.36%	1.45%	1.88%
7-Jun-21	212,037,429.98	11.10	0.86%	1.15%	1.59%	1.51%	1.88%
6-Jun-21	211,506,942.03	11.10	0.93%	1.48%	1.49%	1.68%	1.89%
5-Jun-21	211,501,088.03	11.10	1.02%	1.62%	1.73%	1.50%	1.89%
4-Jun-21	211,495,234.49	11.10	1.56%	1.13%	1.43%	1.51%	1.89%
3-Jun-21	212,071,200.20	11.10	1.31%	1.31%	1.52%	1.56%	1.93%
2-Jun-21	212,065,390.40	11.10	1.31%	1.32%	1.52%	1.56%	1.92%
1-Jun-21	211,482,508.92	11.10	1.20%	1.31%	1.60%	1.60%	1.90%

Fecha	Patrimonio neto del Fondo	Valor Cuota	Rentabilidad				
			30 días	60 días	90 días	180 días	365 días
31-May-21	211,648,086.17	11.10	1.16%	1.29%	1.56%	1.61%	1.88%
30-May-21	210,286,304.88	11.10	1.20%	1.43%	1.81%	1.63%	1.89%
29-May-21	210,280,856.64	11.10	1.56%	1.37%	1.03%	1.63%	1.89%
28-May-21	210,275,408.26	11.10	1.31%	1.26%	1.04%	1.58%	1.91%
27-May-21	208,602,841.55	11.10	1.33%	1.44%	1.05%	1.59%	1.88%
26-May-21	208,461,735.39	11.10	1.53%	1.47%	1.07%	1.60%	2.16%
25-May-21	207,633,687.66	11.10	1.88%	1.44%	1.32%	1.65%	2.15%
24-May-21	207,752,416.84	11.10	1.94%	1.20%	1.24%	1.59%	2.16%
23-May-21	207,000,374.38	11.10	1.95%	0.81%	0.94%	1.71%	2.16%
22-May-21	207,000,374.38	11.10	1.36%	1.13%	1.79%	1.71%	2.17%
21-May-21	206,989,179.28	11.10	1.36%	1.92%	1.78%	1.70%	2.17%
20-May-21	206,932,627.98	11.10	1.32%	2.42%	1.81%	1.71%	2.19%
19-May-21	207,053,015.17	11.10	1.16%	2.39%	1.80%	1.70%	2.18%
18-May-21	207,022,905.75	11.09	1.20%	2.30%	1.75%	1.67%	2.21%
17-May-21	206,652,463.66	11.09	0.85%	1.89%	1.70%	1.59%	2.16%
16-May-21	201,571,075.71	11.09	1.16%	1.60%	1.72%	1.66%	2.19%
15-May-21	201,565,566.72	11.09	0.93%	1.62%	1.65%	1.73%	2.19%
14-May-21	201,560,044.81	11.09	1.75%	1.31%	1.39%	1.72%	2.22%
13-May-21	200,836,302.36	11.09	1.04%	1.28%	1.37%	1.71%	2.24%
12-May-21	200,302,725.17	11.09	0.99%	1.24%	1.34%	1.70%	2.25%
11-May-21	200,152,370.21	11.09	1.16%	1.29%	1.41%	1.73%	2.17%
10-May-21	200,863,452.55	11.09	1.23%	1.56%	1.39%	1.77%	2.21%
9-May-21	200,800,511.20	11.09	1.25%	1.97%	1.41%	1.82%	2.22%
8-May-21	200,794,511.38	11.09	1.44%	1.79%	1.59%	1.78%	2.22%
7-May-21	200,788,504.97	11.09	2.01%	2.14%	1.54%	1.78%	2.22%
6-May-21	202,988,059.65	11.09	2.23%	1.65%	1.51%	1.77%	2.25%
5-May-21	202,866,162.17	11.08	0.70%	1.38%	1.34%	1.68%	2.16%
4-May-21	199,500,916.13	11.09	1.31%	1.64%	1.46%	1.83%	2.21%
3-May-21	199,784,215.08	11.09	1.32%	1.78%	1.48%	1.87%	2.21%
2-May-21	200,273,108.86	11.09	1.42%	1.77%	1.54%	1.89%	2.22%
1-May-21	200,266,866.72	11.09	1.42%	2.13%	1.52%	1.90%	2.22%
30-Apr-21	200,260,624.12	11.09	1.65%	0.96%	1.52%	1.90%	2.22%
29-Apr-21	198,635,548.08	11.08	1.18%	0.79%	1.40%	1.85%	2.20%
28-Apr-21	195,353,318.01	11.09	1.21%	0.92%	1.49%	1.90%	2.25%
27-Apr-21	192,517,854.79	11.09	1.56%	0.94%	1.67%	1.90%	2.23%
26-Apr-21	192,329,884.67	11.09	1.41%	1.26%	1.63%	1.90%	2.27%
25-Apr-21	191,682,745.78	11.08	1.01%	0.92%	1.59%	1.83%	2.24%
24-Apr-21	191,675,362.54	11.08	0.46%	0.46%	1.51%	1.82%	2.24%
23-Apr-21	191,667,979.91	11.08	-0.32%	1.71%	1.51%	1.82%	2.22%
22-Apr-21	192,339,690.70	11.09	0.89%	2.02%	1.71%	1.92%	2.24%
21-Apr-21	193,051,981.13	11.08	2.48%	2.02%	1.70%	1.92%	2.23%
20-Apr-21	194,399,783.26	11.09	3.53%	2.08%	1.54%	1.97%	2.29%
19-Apr-21	194,541,706.87	11.09	3.62%	2.16%	1.57%	1.94%	2.25%
18-Apr-21	195,871,695.98	11.08	3.39%	2.15%	1.63%	1.97%	2.24%
17-Apr-21	195,864,391.81	11.08	2.92%	2.03%	1.58%	1.93%	2.24%
16-Apr-21	195,857,088.60	11.08	2.04%	1.92%	1.52%	1.97%	2.26%
15-Apr-21	195,300,648.70	11.08	2.32%	1.64%	1.60%	2.01%	2.29%
14-Apr-21	194,398,336.88	11.08	0.87%	1.23%	1.32%	1.88%	2.24%
13-Apr-21	202,229,544.61	11.08	1.52%	1.55%	1.61%	1.84%	2.31%
12-Apr-21	203,534,153.70	11.08	1.48%	1.58%	1.39%	1.84%	2.30%
11-Apr-21	203,406,545.08	11.08	1.43%	1.49%	1.21%	1.90%	2.30%

Fecha	Patrimonio neto del Fondo	Valor Cuota	Rentabilidad				
			30 días	60 días	90 días	180 días	365 días
10-Apr-21	203,399,313.21	11.08	1.90%	1.52%	1.30%	1.89%	2.31%
9-Apr-21	203,392,079.78	11.08	2.68%	1.78%	1.26%	1.78%	2.31%
8-Apr-21	206,591,606.82	11.08	2.13%	1.60%	1.20%	1.75%	2.30%
7-Apr-21	206,202,930.34	11.07	2.26%	1.32%	1.00%	1.66%	2.26%
6-Apr-21	205,410,067.99	11.07	1.07%	1.18%	1.04%	1.81%	2.24%
5-Apr-21	205,364,423.66	11.08	2.05%	1.60%	1.38%	1.99%	2.32%
4-Apr-21	205,189,315.03	11.08	1.96%	1.57%	1.30%	2.05%	2.32%
3-Apr-21	205,182,121.84	11.08	2.23%	1.62%	1.37%	2.02%	2.32%
2-Apr-21	205,174,928.47	11.08	2.12%	1.58%	1.36%	2.00%	2.29%
1-Apr-21	205,167,691.17	11.08	2.83%	1.59%	1.36%	2.00%	2.29%
31-Mar-21	204,982,906.68	11.07	0.26%	1.47%	1.28%	1.97%	2.28%
30-Mar-21	199,922,652.11	11.07	0.40%	1.53%	1.31%	2.00%	2.30%
29-Mar-21	189,589,167.59	11.08	0.64%	1.91%	1.42%	2.03%	2.41%
28-Mar-21	188,978,671.39	11.07	0.31%	1.75%	1.78%	2.10%	2.38%
27-Mar-21	188,973,286.11	11.07	1.10%	1.90%	1.73%	2.09%	2.39%
26-Mar-21	188,967,875.53	11.07	0.83%	1.79%	1.69%	2.17%	2.38%
25-Mar-21	188,733,329.01	11.08	0.46%	2.05%	1.87%	2.26%	2.46%
24-Mar-21	189,682,243.91	11.08	3.74%	2.44%	2.13%	2.40%	2.55%
23-Mar-21	189,633,066.46	11.08	3.15%	2.14%	1.93%	2.02%	2.51%
22-Mar-21	189,897,050.41	11.06	1.55%	1.03%	1.40%	1.75%	2.36%
21-Mar-21	194,218,004.14	11.05	0.64%	0.56%	1.28%	1.58%	2.29%
20-Mar-21	194,212,692.70	11.05	0.70%	0.76%	1.35%	1.57%	2.29%
19-Mar-21	194,207,351.58	11.05	0.91%	0.69%	0.88%	1.58%	2.30%
18-Mar-21	194,205,134.07	11.06	1.13%	0.84%	1.03%	1.66%	2.34%
17-Mar-21	193,541,206.79	11.06	1.79%	1.27%	1.31%	1.81%	2.39%
16-Mar-21	193,286,195.73	11.06	0.95%	1.25%	1.33%	1.80%	2.29%
15-Mar-21	193,668,218.63	11.07	1.59%	1.68%	1.60%	1.90%	2.34%
14-Mar-21	195,266,455.90	11.07	1.59%	1.36%	1.90%	1.91%	2.34%
13-Mar-21	195,260,878.24	11.07	1.68%	1.11%	1.86%	1.91%	2.34%
12-Mar-21	195,255,300.44	11.07	1.55%	1.26%	1.83%	1.92%	2.27%
11-Mar-21	194,351,898.06	11.06	1.14%	0.97%	1.68%	1.84%	2.20%
10-Mar-21	194,151,711.05	11.06	0.88%	0.57%	1.41%	1.71%	2.12%
9-Mar-21	194,000,014.62	11.06	1.07%	0.75%	1.37%	1.83%	2.11%
8-Mar-21	193,714,239.37	11.05	0.38%	0.60%	1.30%	1.71%	2.06%
7-Mar-21	192,515,100.20	11.06	1.29%	1.06%	1.90%	1.85%	2.14%
6-Mar-21	192,510,005.35	11.06	1.15%	0.99%	1.54%	1.86%	2.14%
5-Mar-21	192,504,874.63	11.06	1.19%	1.09%	1.57%	1.85%	2.14%
4-Mar-21	191,726,871.70	11.06	1.01%	0.95%	1.48%	1.80%	2.12%
3-Mar-21	187,995,377.75	11.06	1.04%	0.99%	1.51%	1.82%	2.13%
2-Mar-21	189,427,493.13	11.05	0.34%	0.63%	1.36%	1.66%	2.08%
1-Mar-21	189,095,694.44	11.07	2.68%	1.80%	2.18%	2.12%	2.27%
28-Feb-21	185,377,322.48	11.07	2.66%	1.83%	2.21%	2.23%	2.27%
27-Feb-21	185,370,339.50	11.07	3.17%	2.53%	2.19%	2.10%	2.27%
26-Feb-21	185,363,300.28	11.07	3.18%	2.45%	2.08%	2.16%	2.27%
25-Feb-21	177,965,832.47	11.06	2.69%	2.01%	1.83%	2.03%	2.21%
24-Feb-21	176,825,701.39	11.06	2.75%	2.14%	1.92%	2.08%	2.23%
23-Feb-21	177,186,431.24	11.07	3.65%	2.59%	2.34%	2.31%	2.30%
22-Feb-21	176,344,989.75	11.05	1.13%	1.34%	1.37%	1.84%	2.10%
21-Feb-21	176,501,685.59	11.05	1.13%	1.34%	1.60%	1.93%	2.11%
20-Feb-21	176,494,363.30	11.05	0.51%	1.63%	1.59%	1.90%	2.11%
19-Feb-21	176,487,032.28	11.05	0.49%	1.72%	1.57%	1.85%	2.14%

Fecha	Patrimonio neto del Fondo	Valor Cuota	Rentabilidad				
			30 días	60 días	90 días	180 días	365 días
18-Feb-21	175,128,055.24	11.05	0.83%	0.98%	1.56%	1.85%	2.14%
17-Feb-21	174,998,986.77	11.04	0.48%	0.88%	1.49%	1.82%	2.12%
16-Feb-21	175,028,500.31	11.05	0.55%	0.99%	1.57%	1.87%	2.14%
15-Feb-21	175,936,989.87	11.05	0.76%	1.13%	1.60%	1.95%	2.17%
14-Feb-21	176,150,387.42	11.06	1.54%	1.63%	1.90%	2.08%	2.24%
13-Feb-21	176,143,069.17	11.05	1.78%	2.08%	2.03%	2.06%	2.24%
12-Feb-21	176,135,715.44	11.05	1.13%	2.00%	2.02%	2.10%	2.24%
11-Feb-21	175,848,201.58	11.05	0.54%	1.93%	1.99%	2.08%	2.24%
10-Feb-21	175,816,844.70	11.05	0.97%	1.99%	2.04%	2.11%	2.26%
9-Feb-21	184,107,927.49	11.05	0.80%	1.96%	2.04%	2.10%	2.29%
8-Feb-21	186,121,481.73	11.05	0.26%	1.45%	1.93%	2.06%	2.18%
7-Feb-21	185,919,509.79	11.05	0.42%	1.78%	2.07%	2.06%	2.20%
6-Feb-21	185,912,164.96	11.05	0.82%	2.23%	1.98%	1.94%	2.20%
5-Feb-21	185,904,820.15	11.05	0.84%	1.69%	1.98%	1.82%	2.21%
4-Feb-21	186,679,084.45	11.05	0.84%	1.79%	2.03%	1.85%	2.23%
3-Feb-21	186,820,382.44	11.05	0.99%	1.78%	2.03%	1.84%	2.25%
2-Feb-21	186,818,856.03	11.05	0.89%	1.73%	2.12%	1.85%	2.22%
1-Feb-21	187,611,680.18	11.05	0.94%	1.89%	2.22%	1.84%	2.25%
31-Jan-21	189,113,750.95	11.05	0.92%	1.95%	2.22%	1.83%	2.26%
30-Jan-21	189,108,679.52	11.05	0.92%	1.99%	2.24%	1.88%	2.26%
29-Jan-21	189,103,514.39	11.05	1.00%	1.97%	2.25%	1.93%	2.26%
28-Jan-21	188,771,850.34	11.04	1.88%	1.56%	2.08%	1.84%	2.23%
27-Jan-21	192,110,763.97	11.04	1.73%	1.56%	2.09%	1.84%	2.22%
26-Jan-21	198,409,044.43	11.04	1.32%	1.41%	2.00%	1.75%	2.25%
25-Jan-21	199,192,644.59	11.04	1.53%	1.70%	2.11%	1.78%	2.19%
24-Jan-21	199,187,680.18	11.04	1.54%	1.50%	2.12%	1.85%	2.19%
23-Jan-21	199,182,716.26	11.04	1.54%	1.85%	2.09%	1.90%	2.20%
22-Jan-21	199,177,754.22	11.04	1.56%	1.85%	2.10%	1.87%	2.20%
21-Jan-21	198,422,243.61	11.04	2.75%	2.13%	2.31%	1.98%	2.25%
20-Jan-21	198,417,263.68	11.04	2.96%	2.14%	2.32%	1.98%	2.25%
19-Jan-21	203,908,127.12	11.04	1.13%	1.94%	2.24%	2.13%	2.22%
18-Jan-21	203,796,013.16	11.04	1.28%	2.02%	2.18%	2.17%	2.23%
17-Jan-21	203,911,284.13	11.04	1.42%	2.04%	2.38%	2.20%	2.25%
16-Jan-21	203,906,322.97	11.04	1.51%	2.09%	2.31%	2.19%	2.25%
15-Jan-21	203,901,361.69	11.04	1.72%	2.30%	2.39%	2.20%	2.28%
14-Jan-21	199,536,215.37	11.04	2.39%	2.16%	2.31%	2.16%	2.24%
13-Jan-21	200,258,969.78	11.04	2.88%	2.48%	2.53%	2.28%	2.30%
12-Jan-21	200,319,882.96	11.05	3.31%	2.74%	2.42%	2.38%	2.34%
11-Jan-21	200,991,983.32	11.04	3.01%	2.61%	2.32%	2.34%	2.32%
10-Jan-21	195,123,715.73	11.05	3.12%	2.77%	2.50%	2.36%	2.33%
9-Jan-21	195,118,766.50	11.05	2.64%	2.90%	2.49%	2.35%	2.32%
8-Jan-21	195,113,783.42	11.05	3.13%	2.78%	2.27%	2.39%	2.32%
7-Jan-21	193,122,126.63	11.04	3.63%	2.59%	2.14%	2.33%	2.28%
6-Jan-21	204,403,246.06	11.04	2.53%	2.58%	2.14%	2.32%	2.29%
5-Jan-21	207,338,001.25	11.04	2.75%	2.66%	2.58%	2.21%	2.29%
4-Jan-21	211,834,234.68	11.04	2.56%	2.74%	2.54%	2.21%	2.28%
3-Jan-21	211,829,274.33	11.04	2.57%	2.87%	2.70%	2.24%	2.28%
2-Jan-21	211,824,313.88	11.04	2.83%	2.89%	2.64%	2.26%	2.28%
1-Jan-21	211,819,315.80	11.04	2.97%	2.92%	2.61%	2.27%	2.29%
31-Dec-20	211,814,308.83	11.04	3.07%	2.94%	2.62%	2.28%	2.30%
30-Dec-20	211,206,439.54	11.04	2.94%	2.91%	2.60%	2.27%	2.29%

Fecha	Patrimonio neto del Fondo	Valor Cuota	Rentabilidad				
			30 días	60 días	90 días	180 días	365 días
29-Dec-20	201,599,956.89	11.02	1.24%	2.22%	2.15%	2.03%	2.17%
28-Dec-20	201,014,886.44	11.03	1.39%	2.30%	2.18%	2.05%	2.19%
27-Dec-20	201,009,571.95	11.03	1.51%	2.41%	2.47%	2.06%	2.21%
26-Dec-20	201,004,289.04	11.03	1.86%	2.42%	2.46%	2.10%	2.21%
25-Dec-20	200,999,006.59	11.03	1.47%	2.38%	2.61%	2.12%	2.19%
24-Dec-20	200,993,696.84	11.02	2.16%	2.39%	2.62%	2.12%	2.19%
23-Dec-20	200,834,668.22	11.02	2.14%	2.39%	2.62%	2.12%	2.19%
22-Dec-20	200,291,997.36	11.02	1.51%	2.11%	1.87%	2.11%	2.18%
21-Dec-20	200,291,219.01	11.02	1.32%	2.09%	1.81%	2.16%	2.16%
20-Dec-20	203,419,132.39	11.03	2.75%	2.65%	2.26%	2.38%	2.28%
19-Dec-20	203,414,119.57	11.03	2.77%	2.87%	2.24%	2.34%	2.28%
18-Dec-20	203,409,104.57	11.03	2.65%	2.77%	2.26%	2.35%	2.28%
17-Dec-20	201,552,424.88	11.03	2.66%	2.84%	2.24%	2.34%	2.29%
16-Dec-20	200,952,650.36	11.03	2.87%	2.74%	2.17%	2.31%	2.27%
15-Dec-20	204,039,773.32	11.02	1.92%	2.30%	1.86%	2.09%	2.20%
14-Dec-20	204,898,408.73	11.02	2.09%	1.95%	1.92%	2.10%	2.22%
13-Dec-20	205,713,979.01	11.02	2.17%	1.99%	1.96%	2.23%	2.23%
12-Dec-20	205,708,022.22	11.02	2.21%	2.21%	1.96%	2.24%	2.23%
11-Dec-20	205,702,065.28	11.02	2.42%	2.18%	1.97%	2.27%	2.24%
10-Dec-20	198,277,943.17	11.02	3.17%	2.10%	2.14%	2.35%	2.30%
9-Dec-20	197,626,408.72	11.02	2.42%	1.86%	1.99%	2.27%	2.26%
8-Dec-20	194,844,584.83	11.01	1.53%	1.42%	1.79%	2.13%	2.21%
7-Dec-20	195,749,466.85	11.02	2.62%	2.55%	2.15%	2.31%	2.28%
6-Dec-20	194,871,215.09	11.02	2.56%	2.55%	2.10%	2.30%	2.28%
5-Dec-20	194,865,165.85	11.02	2.92%	2.77%	2.12%	2.24%	2.28%
4-Dec-20	194,859,117.36	11.02	3.17%	2.69%	2.09%	2.27%	2.28%
3-Dec-20	189,450,489.91	11.01	2.93%	2.51%	2.01%	2.23%	2.26%
2-Dec-20	189,722,830.51	11.01	2.86%	2.46%	1.98%	2.21%	2.25%
1-Dec-20	188,805,827.89	11.01	2.80%	2.42%	1.87%	2.20%	2.24%
30-Nov-20	185,634,280.83	11.01	2.87%	2.47%	2.00%	2.24%	2.25%
29-Nov-20	183,987,339.88	11.01	3.19%	2.60%	2.34%	2.26%	2.28%
28-Nov-20	183,980,214.95	11.01	3.22%	2.97%	2.06%	2.23%	2.28%
27-Nov-20	183,973,089.87	11.01	3.32%	2.95%	2.20%	2.20%	2.28%
26-Nov-20	183,563,504.04	11.01	2.98%	3.00%	2.08%	2.14%	2.26%
25-Nov-20	182,991,788.45	11.01	3.29%	3.21%	2.22%	2.21%	2.30%
24-Nov-20	178,583,251.53	11.01	2.61%	2.88%	2.14%	2.13%	2.25%
23-Nov-20	175,903,868.14	11.01	2.64%	2.04%	2.05%	2.07%	2.24%
22-Nov-20	175,811,196.85	11.01	2.71%	2.08%	2.24%	2.62%	2.24%
21-Nov-20	175,804,053.34	11.00	2.87%	2.04%	2.19%	2.61%	2.24%
20-Nov-20	175,796,909.65	11.00	2.54%	2.00%	2.10%	2.62%	2.24%
19-Nov-20	175,269,925.83	11.00	2.97%	2.01%	2.10%	2.63%	2.24%
18-Nov-20	173,381,260.05	11.00	2.87%	2.08%	2.14%	2.65%	2.25%
17-Nov-20	172,427,342.82	11.00	3.01%	2.05%	2.15%	2.66%	2.24%
16-Nov-20	172,778,568.94	11.00	2.61%	1.83%	2.10%	2.60%	2.21%
15-Nov-20	167,163,105.39	11.00	2.67%	1.85%	2.09%	2.61%	2.21%
14-Nov-20	167,155,829.90	11.00	1.81%	1.88%	2.06%	2.69%	2.21%
13-Nov-20	167,148,486.70	11.00	1.81%	1.87%	2.13%	2.65%	2.21%
12-Nov-20	167,762,780.45	11.00	2.20%	1.87%	2.12%	2.65%	2.22%
11-Nov-20	167,622,528.65	11.00	1.93%	1.77%	2.06%	2.62%	2.20%
10-Nov-20	165,634,890.53	10.99	1.04%	1.66%	1.97%	2.63%	2.17%
9-Nov-20	165,623,199.59	10.99	1.31%	1.95%	2.16%	2.73%	2.20%

Fecha	Patrimonio neto del Fondo	Valor Cuota	Rentabilidad				
			30 días	60 días	90 días	180 días	365 días
8-Nov-20	165,615,836.72	10.99	1.31%	1.95%	2.09%	2.76%	2.20%
7-Nov-20	165,608,465.89	10.99	2.48%	1.90%	1.86%	2.58%	2.20%
6-Nov-20	165,601,094.88	10.99	2.53%	1.91%	1.61%	2.65%	2.20%
5-Nov-20	165,842,993.29	10.99	2.62%	1.69%	1.50%	2.59%	2.17%
4-Nov-20	162,347,517.43	10.99	2.21%	1.58%	1.42%	2.56%	2.15%
3-Nov-20	162,324,687.38	10.99	2.09%	1.58%	1.46%	2.56%	2.15%
2-Nov-20	162,277,479.57	10.99	2.05%	1.43%	1.40%	2.62%	2.15%
1-Nov-20	162,261,573.73	10.99	2.03%	1.60%	1.38%	2.54%	2.15%
31-Oct-20	162,253,984.89	10.98	2.07%	1.93%	1.46%	2.53%	2.15%
30-Oct-20	162,245,569.04	10.98	2.00%	1.52%	1.55%	2.53%	2.16%
29-Oct-20	160,974,702.22	10.98	2.71%	1.71%	1.54%	2.53%	2.16%
28-Oct-20	161,944,877.30	10.98	2.57%	1.66%	1.51%	2.51%	2.16%
27-Oct-20	167,418,181.12	10.98	3.01%	1.66%	1.42%	2.50%	2.16%
26-Oct-20	172,454,463.96	10.98	3.13%	1.92%	1.44%	2.54%	2.17%
25-Oct-20	172,447,446.75	10.98	3.14%	1.78%	1.57%	2.60%	2.17%
24-Oct-20	172,438,982.28	10.98	1.44%	2.03%	1.66%	2.56%	2.17%
23-Oct-20	172,430,518.19	10.98	1.44%	1.96%	1.60%	2.65%	2.16%
22-Oct-20	172,090,530.56	10.98	1.21%	1.73%	1.55%	2.63%	2.17%
21-Oct-20	172,898,043.41	10.98	1.45%	1.89%	1.66%	2.69%	2.19%
20-Oct-20	177,560,998.49	10.98	1.05%	1.69%	1.95%	2.58%	2.15%
19-Oct-20	178,098,398.22	10.98	1.29%	1.84%	2.05%	2.54%	2.17%
18-Oct-20	177,697,837.42	10.98	1.08%	1.87%	1.98%	2.50%	2.15%
17-Oct-20	177,689,583.42	10.98	1.04%	1.83%	1.95%	2.58%	2.15%
16-Oct-20	177,681,328.91	10.98	1.04%	1.77%	1.97%	2.50%	2.16%
15-Oct-20	177,877,245.11	10.98	1.95%	2.31%	2.26%	2.64%	2.24%
14-Oct-20	177,826,250.50	10.98	1.93%	2.31%	2.26%	2.65%	2.26%
13-Oct-20	177,175,204.51	10.98	1.53%	2.10%	2.15%	2.63%	2.22%
12-Oct-20	179,980,035.70	10.98	1.61%	2.14%	2.20%	2.64%	2.22%
11-Oct-20	178,533,824.73	10.98	2.28%	2.61%	2.41%	2.79%	2.28%
10-Oct-20	178,526,003.41	10.98	2.59%	2.50%	2.39%	2.83%	2.28%
9-Oct-20	178,518,181.44	10.98	2.59%	2.16%	2.46%	2.82%	2.28%
8-Oct-20	172,800,341.54	10.97	1.31%	1.20%	2.07%	2.62%	2.17%
7-Oct-20	174,269,756.92	10.97	1.29%	1.18%	2.05%	2.62%	2.17%
6-Oct-20	174,188,029.79	10.97	0.76%	0.96%	1.62%	2.55%	2.13%
5-Oct-20	174,043,233.51	10.97	0.95%	1.12%	1.74%	2.59%	2.15%
4-Oct-20	174,369,238.18	10.97	1.06%	1.10%	1.83%	2.63%	2.16%
3-Oct-20	174,361,472.24	10.97	0.82%	1.08%	1.88%	2.63%	2.16%
2-Oct-20	174,353,657.81	10.97	1.16%	1.20%	1.88%	2.62%	2.16%
1-Oct-20	174,118,472.46	10.97	1.79%	1.32%	1.87%	2.62%	2.16%
30-Sep-20	172,203,609.13	10.97	1.04%	1.35%	1.90%	2.63%	2.16%
29-Sep-20	173,057,820.62	10.96	0.70%	0.99%	1.65%	2.46%	2.11%
28-Sep-20	169,822,431.78	10.96	0.74%	0.87%	1.64%	2.45%	2.11%
27-Sep-20	159,591,461.04	10.95	0.30%	0.62%	1.48%	2.40%	2.08%
26-Sep-20	159,584,139.98	10.95	0.71%	0.81%	1.55%	2.42%	2.08%
25-Sep-20	159,576,818.74	10.95	0.41%	0.94%	1.58%	2.59%	2.08%
24-Sep-20	159,579,892.60	10.97	2.61%	1.70%	2.14%	2.88%	2.21%
23-Sep-20	159,572,405.82	10.97	2.47%	1.70%	2.13%	2.88%	2.21%
22-Sep-20	160,181,790.78	10.97	2.25%	1.75%	2.32%	2.88%	2.22%
21-Sep-20	160,237,601.37	10.97	2.34%	2.43%	2.53%	2.97%	2.23%
20-Sep-20	159,525,643.94	10.97	2.32%	2.46%	2.46%	3.00%	2.23%
19-Sep-20	159,518,171.47	10.97	2.40%	2.45%	2.38%	3.02%	2.23%

Fecha	Patrimonio neto del Fondo	Valor Cuota	Rentabilidad				
			30 días	60 días	90 días	180 días	365 días
18-Sep-20	159,510,657.44	10.97	2.66%	2.42%	2.39%	2.99%	2.22%
17-Sep-20	160,250,788.35	10.97	2.62%	2.45%	2.40%	3.00%	2.22%
16-Sep-20	161,178,014.58	10.97	2.51%	2.46%	2.40%	3.00%	2.23%
15-Sep-20	161,268,601.29	10.97	2.67%	2.44%	2.25%	3.01%	2.23%
14-Sep-20	156,334,810.60	10.96	2.68%	2.49%	2.23%	3.02%	2.22%
13-Sep-20	153,535,712.94	10.96	2.67%	2.53%	2.46%	2.96%	2.22%
12-Sep-20	153,528,323.44	10.96	2.66%	2.50%	2.47%	2.76%	2.23%
11-Sep-20	153,520,933.76	10.96	2.94%	2.47%	2.52%	2.75%	2.22%
10-Sep-20	152,371,402.88	10.96	2.41%	2.41%	2.41%	2.70%	2.17%
9-Sep-20	151,751,654.27	10.96	1.73%	2.42%	2.41%	2.70%	2.17%
8-Sep-20	149,844,255.09	10.96	1.09%	2.47%	2.46%	2.57%	2.22%
7-Sep-20	163,159,751.93	10.96	1.07%	2.03%	2.45%	2.51%	2.22%
6-Sep-20	162,961,962.04	10.96	1.16%	2.17%	2.47%	2.49%	2.23%
5-Sep-20	162,954,372.08	10.96	1.30%	2.24%	2.35%	2.41%	2.23%
4-Sep-20	162,946,782.30	10.96	1.13%	2.31%	2.41%	2.42%	2.24%
3-Sep-20	163,284,617.77	10.96	1.35%	2.44%	2.49%	2.47%	2.28%
2-Sep-20	163,445,828.97	10.96	1.24%	2.28%	2.37%	2.41%	2.29%
1-Sep-20	163,333,683.20	10.95	0.85%	1.94%	2.13%	2.29%	2.24%
31-Aug-20	163,280,363.73	10.96	1.66%	2.34%	2.47%	2.44%	2.31%
30-Aug-20	163,124,133.66	10.95	1.27%	2.11%	2.28%	2.38%	2.28%
29-Aug-20	163,117,361.84	10.95	0.99%	2.09%	2.22%	2.39%	2.28%
28-Aug-20	163,110,576.37	10.95	0.94%	2.21%	2.15%	2.38%	2.30%
27-Aug-20	160,588,746.80	10.95	0.90%	2.04%	2.01%	2.31%	2.27%
26-Aug-20	161,863,510.81	10.95	1.47%	2.18%	2.11%	2.36%	2.30%
25-Aug-20	161,368,533.80	10.94	0.79%	1.92%	2.01%	2.26%	2.26%
24-Aug-20	156,176,445.15	10.95	0.94%	2.23%	1.93%	2.29%	2.25%
23-Aug-20	157,568,122.52	10.95	1.24%	2.64%	3.10%	2.33%	2.28%
22-Aug-20	157,561,399.20	10.95	2.52%	2.55%	3.08%	2.33%	2.28%
21-Aug-20	157,554,673.60	10.95	2.59%	2.43%	3.10%	2.35%	2.28%
20-Aug-20	156,592,518.61	10.95	2.49%	2.42%	3.08%	2.34%	2.28%
19-Aug-20	153,157,760.04	10.94	2.17%	2.28%	2.99%	2.30%	2.27%
18-Aug-20	152,945,151.49	10.94	2.28%	2.31%	3.05%	2.37%	2.28%
17-Aug-20	153,777,156.67	10.94	2.41%	2.17%	3.12%	2.40%	2.29%
16-Aug-20	151,028,188.77	10.94	2.21%	2.03%	3.04%	2.36%	2.27%
15-Aug-20	151,021,467.03	10.94	2.30%	2.38%	3.20%	2.36%	2.27%
14-Aug-20	151,014,745.13	10.94	2.38%	2.39%	3.12%	2.37%	2.28%
13-Aug-20	150,200,915.07	10.94	2.35%	2.47%	3.12%	2.38%	2.27%
12-Aug-20	144,495,355.63	10.94	2.00%	2.32%	3.03%	2.33%	2.20%
11-Aug-20	139,203,558.98	10.94	2.41%	2.43%	3.21%	2.37%	2.22%
10-Aug-20	137,671,827.62	10.94	3.10%	2.80%	3.55%	2.49%	2.28%
9-Aug-20	137,491,476.20	10.95	3.85%	3.16%	3.85%	2.64%	2.35%
8-Aug-20	137,485,371.79	10.95	2.99%	3.15%	3.50%	2.70%	2.35%
7-Aug-20	137,479,206.01	10.95	3.17%	2.98%	3.64%	2.57%	2.37%
6-Aug-20	136,087,706.45	10.95	3.18%	2.98%	3.59%	2.55%	2.37%
5-Aug-20	136,283,250.55	10.95	3.49%	3.06%	3.65%	2.59%	2.39%
4-Aug-20	135,813,747.05	10.95	3.54%	3.07%	3.67%	2.59%	2.39%
3-Aug-20	134,965,746.05	10.95	3.31%	2.95%	3.72%	2.59%	2.33%
2-Aug-20	134,897,311.02	10.94	3.04%	2.89%	3.47%	2.57%	2.31%
1-Aug-20	134,891,406.40	10.94	3.01%	2.81%	3.45%	2.53%	2.31%
31-Jul-20	134,885,501.09	10.94	2.95%	2.72%	3.45%	2.58%	2.32%
30-Jul-20	131,240,504.60	10.94	3.20%	2.75%	3.55%	2.63%	2.34%

Fecha	Patrimonio neto del Fondo	Valor Cuota	Rentabilidad				
			30 días	60 días	90 días	180 días	365 días
29-Jul-20	129,395,847.14	10.94	3.48%	2.78%	3.58%	2.64%	2.33%
28-Jul-20	128,655,727.31	10.94	3.17%	2.59%	3.43%	2.58%	2.30%
27-Jul-20	127,741,265.85	10.94	2.88%	2.56%	3.37%	2.56%	2.31%
26-Jul-20	125,813,551.52	10.94	3.05%	2.45%	3.55%	2.57%	2.33%
25-Jul-20	125,807,011.91	10.94	3.51%	4.06%	3.46%	2.68%	2.33%
24-Jul-20	125,800,469.83	10.94	4.04%	4.03%	3.65%	2.51%	2.33%
23-Jul-20	125,670,051.26	10.92	2.58%	3.41%	3.23%	2.30%	2.23%
22-Jul-20	125,271,375.22	10.92	2.27%	3.38%	3.21%	2.29%	2.29%
21-Jul-20	125,169,688.85	10.92	2.33%	3.39%	3.13%	2.29%	2.28%
20-Jul-20	124,884,256.55	10.92	2.39%	3.48%	3.01%	2.30%	2.27%
19-Jul-20	123,743,321.61	10.92	2.34%	3.50%	2.97%	2.29%	2.27%
18-Jul-20	123,736,725.16	10.92	1.92%	3.48%	3.14%	2.29%	2.27%
17-Jul-20	123,730,084.00	10.92	1.84%	3.72%	2.97%	2.29%	2.27%
16-Jul-20	123,547,671.60	10.92	2.46%	3.55%	2.95%	2.28%	2.26%
15-Jul-20	123,217,628.71	10.92	2.39%	3.51%	2.93%	2.27%	2.26%
14-Jul-20	123,094,528.19	10.92	2.59%	3.54%	3.03%	2.32%	2.27%
13-Jul-20	124,048,662.04	10.92	2.64%	3.72%	3.05%	2.29%	2.27%
12-Jul-20	124,290,861.90	10.92	2.45%	3.80%	3.08%	2.27%	2.26%
11-Jul-20	124,284,414.39	10.92	2.49%	3.87%	3.14%	2.27%	2.26%
10-Jul-20	124,277,967.87	10.92	2.47%	3.34%	3.12%	2.27%	2.25%
9-Jul-20	122,241,252.35	10.92	3.30%	3.98%	3.41%	2.42%	2.32%
8-Jul-20	123,336,823.72	10.92	2.78%	3.89%	3.36%	2.36%	2.31%
7-Jul-20	123,025,993.16	10.92	2.78%	3.82%	3.32%	2.33%	2.30%
6-Jul-20	124,081,730.88	10.92	2.64%	3.76%	3.28%	2.30%	2.29%
5-Jul-20	124,432,962.70	10.92	2.61%	3.94%	3.33%	2.31%	2.29%
4-Jul-20	124,426,444.95	10.92	2.58%	3.70%	3.33%	2.28%	2.29%
3-Jul-20	124,419,859.43	10.92	2.74%	3.67%	3.30%	2.28%	2.29%
2-Jul-20	122,853,388.25	10.91	2.60%	3.69%	3.32%	2.29%	2.29%
1-Jul-20	120,531,984.27	10.91	2.48%	3.73%	3.35%	2.30%	2.30%
30-Jun-20	120,318,292.55	10.91	2.30%	3.76%	3.25%	2.32%	2.32%
29-Jun-20	121,886,935.13	10.91	2.08%	3.62%	3.15%	2.29%	2.28%
28-Jun-20	122,409,019.48	10.91	2.01%	3.62%	3.17%	2.28%	2.28%
27-Jun-20	122,404,529.26	10.91	2.23%	3.82%	3.22%	2.28%	2.28%
26-Jun-20	122,400,040.28	10.91	1.85%	3.69%	3.56%	2.29%	2.28%
25-Jun-20	122,819,384.14	10.91	4.59%	3.74%	3.40%	2.21%	2.24%
24-Jun-20	123,648,653.76	10.90	4.00%	3.48%	3.23%	2.13%	2.19%
23-Jun-20	124,383,473.64	10.90	4.23%	3.59%	3.26%	2.12%	2.21%
22-Jun-20	124,536,323.65	10.90	4.48%	3.58%	3.50%	2.14%	2.23%
21-Jun-20	124,599,612.37	10.90	4.45%	3.34%	3.54%	2.14%	2.23%
20-Jun-20	124,595,061.85	10.90	4.56%	3.30%	3.59%	2.22%	2.24%
19-Jun-20	124,590,468.10	10.90	4.65%	3.57%	3.54%	2.21%	2.25%
18-Jun-20	123,522,404.06	10.90	5.04%	3.52%	3.68%	2.28%	2.28%
17-Jun-20	122,922,101.54	10.90	5.58%	3.56%	3.71%	2.30%	2.29%
16-Jun-20	122,873,225.08	10.90	4.63%	3.22%	3.50%	2.18%	2.24%
15-Jun-20	123,032,665.48	10.90	4.62%	3.35%	3.51%	2.19%	2.24%
14-Jun-20	122,963,502.30	10.90	4.47%	3.27%	3.34%	2.17%	2.23%
13-Jun-20	122,959,041.12	10.89	4.79%	3.41%	2.95%	2.18%	2.24%
12-Jun-20	122,954,450.50	10.89	5.15%	3.51%	2.93%	2.19%	2.23%
11-Jun-20	120,695,188.02	10.89	5.25%	3.46%	2.92%	2.18%	2.24%
10-Jun-20	120,690,639.79	10.89	4.19%	3.47%	2.93%	2.18%	2.24%
9-Jun-20	119,805,854.26	10.89	4.64%	3.50%	2.65%	2.20%	2.28%

Fecha	Patrimonio neto del Fondo	Valor Cuota	Rentabilidad				
			30 días	60 días	90 días	180 días	365 días
8-Jun-20	120,359,481.87	10.90	5.00%	3.68%	2.65%	2.29%	2.31%
7-Jun-20	120,075,883.08	10.89	4.85%	3.63%	2.52%	2.27%	2.30%
6-Jun-20	120,071,299.62	10.89	4.87%	3.71%	2.36%	2.32%	2.30%
5-Jun-20	120,066,651.46	10.89	5.27%	3.72%	2.39%	2.27%	2.30%
4-Jun-20	119,472,091.31	10.89	4.82%	3.69%	2.40%	2.28%	2.32%
3-Jun-20	118,661,119.16	10.89	4.59%	3.62%	2.35%	2.25%	2.30%
2-Jun-20	118,573,933.08	10.89	4.78%	3.71%	2.39%	2.28%	2.34%
1-Jun-20	119,145,022.16	10.89	4.97%	3.63%	2.48%	2.31%	2.33%
31-May-20	124,726,148.48	10.89	5.21%	3.71%	2.56%	2.35%	2.35%
30-May-20	124,719,925.35	10.89	5.15%	3.77%	2.58%	2.35%	2.35%
29-May-20	124,713,660.74	10.89	5.22%	3.84%	2.55%	2.35%	2.35%
28-May-20	123,223,326.68	10.89	5.40%	4.23%	2.48%	2.32%	2.34%
27-May-20	121,801,632.73	10.89	5.51%	4.44%	2.62%	2.39%	2.39%
26-May-20	120,660,491.02	10.86	2.88%	2.84%	1.52%	1.85%	2.12%
25-May-20	120,031,904.31	10.86	2.96%	2.82%	1.54%	1.86%	2.12%
24-May-20	121,850,144.15	10.86	2.93%	3.03%	1.52%	1.87%	2.12%
23-May-20	121,843,467.57	10.86	2.67%	3.11%	1.51%	1.88%	2.12%
22-May-20	121,836,737.91	10.86	2.23%	3.17%	1.54%	1.85%	2.12%
21-May-20	121,372,844.71	10.86	2.04%	3.04%	1.51%	1.83%	2.12%
20-May-20	121,442,432.53	10.86	2.48%	3.01%	1.49%	1.82%	2.12%
19-May-20	120,868,023.56	10.86	1.99%	3.03%	1.62%	1.81%	2.12%
18-May-20	119,680,662.91	10.85	1.54%	2.83%	1.48%	1.74%	2.08%
17-May-20	119,676,239.16	10.86	1.81%	2.98%	1.56%	1.77%	2.10%
16-May-20	119,669,822.12	10.86	2.08%	2.79%	1.56%	1.77%	2.10%
15-May-20	119,663,413.88	10.86	2.07%	2.21%	1.57%	1.76%	2.11%
14-May-20	115,221,474.16	10.85	2.02%	2.02%	1.47%	1.71%	2.08%
13-May-20	114,687,709.91	10.85	1.87%	1.85%	1.37%	1.66%	2.06%
12-May-20	114,112,082.68	10.85	1.66%	1.78%	1.32%	1.63%	2.05%
11-May-20	114,167,886.20	10.86	2.74%	1.88%	1.68%	1.82%	2.13%
10-May-20	114,273,659.17	10.85	2.35%	1.51%	1.59%	1.75%	2.10%
9-May-20	114,267,356.38	10.85	2.36%	1.37%	1.71%	1.73%	2.10%
8-May-20	114,261,025.32	10.85	2.39%	1.14%	1.45%	1.73%	2.11%
7-May-20	114,878,412.47	10.85	2.54%	1.17%	1.46%	1.73%	2.10%
6-May-20	115,015,102.35	10.85	2.16%	0.98%	1.33%	1.67%	2.07%
5-May-20	108,676,756.50	10.85	2.55%	1.22%	1.50%	1.76%	2.09%
4-May-20	108,937,125.69	10.85	2.63%	1.23%	1.58%	1.76%	2.10%
3-May-20	108,930,944.25	10.85	2.64%	1.26%	1.65%	1.75%	2.10%
2-May-20	108,924,761.53	10.85	2.29%	1.26%	1.56%	1.76%	2.10%
1-May-20	108,918,535.83	10.85	2.20%	1.29%	1.64%	1.76%	2.10%
30-Apr-20	105,926,912.10	10.85	2.38%	1.27%	1.67%	1.77%	2.10%
29-Apr-20	105,934,157.92	10.85	2.45%	1.24%	1.65%	1.76%	2.10%
28-Apr-20	106,447,552.52	10.84	3.05%	1.06%	1.52%	1.70%	2.05%
27-Apr-20	106,355,469.20	10.84	3.34%	1.15%	1.67%	1.76%	2.08%
26-Apr-20	105,267,338.63	10.84	2.79%	0.87%	1.43%	1.67%	2.03%
25-Apr-20	105,260,531.12	10.84	2.68%	0.85%	1.64%	1.67%	2.03%
24-Apr-20	105,253,722.90	10.84	3.12%	0.83%	1.31%	1.67%	2.06%
23-Apr-20	105,391,236.69	10.84	3.55%	1.00%	1.40%	1.71%	2.09%
22-Apr-20	106,381,517.88	10.84	4.09%	1.22%	1.54%	1.78%	2.13%
21-Apr-20	106,496,754.86	10.84	4.03%	1.28%	1.57%	1.78%	2.14%
20-Apr-20	106,463,500.96	10.84	3.53%	1.21%	1.40%	1.73%	2.11%
19-Apr-20	106,558,189.41	10.84	4.06%	1.49%	1.57%	1.81%	2.15%

Fecha	Patrimonio neto del Fondo	Valor Cuota	Rentabilidad				
			30 días	60 días	90 días	180 días	365 días
18-Apr-20	106,551,367.10	10.84	4.12%	1.47%	1.56%	1.80%	2.15%
17-Apr-20	106,544,494.15	10.84	4.14%	1.46%	1.55%	1.79%	2.15%
16-Apr-20	106,487,522.41	10.84	3.50%	1.35%	1.46%	1.75%	2.13%
15-Apr-20	106,477,859.79	10.84	2.34%	1.36%	1.47%	1.75%	2.14%
14-Apr-20	106,415,010.58	10.83	2.02%	1.24%	1.48%	1.71%	2.12%
13-Apr-20	107,280,913.76	10.83	1.83%	1.15%	1.33%	1.70%	2.10%
12-Apr-20	111,256,955.84	10.83	1.90%	1.18%	1.36%	1.75%	2.11%
11-Apr-20	111,250,002.53	10.83	1.01%	1.24%	1.36%	1.73%	2.11%
10-Apr-20	111,242,983.90	10.83	0.66%	1.41%	1.37%	1.72%	2.11%
9-Apr-20	111,235,848.25	10.83	0.39%	1.03%	1.36%	1.72%	2.10%
8-Apr-20	112,121,619.83	10.83	-0.11%	1.02%	1.30%	1.71%	2.10%
7-Apr-20	112,180,833.88	10.83	-0.20%	0.95%	1.22%	1.68%	2.09%
6-Apr-20	112,250,126.09	10.83	-0.19%	0.96%	1.21%	1.66%	2.09%
5-Apr-20	112,228,341.18	10.83	-0.10%	1.09%	1.26%	1.69%	2.10%
4-Apr-20	112,221,324.44	10.83	-0.17%	1.19%	1.20%	1.68%	2.10%
3-Apr-20	112,214,267.06	10.83	-0.12%	1.06%	1.20%	1.68%	2.10%
2-Apr-20	112,044,772.55	10.83	0.24%	1.36%	1.31%	1.73%	2.14%
1-Apr-20	108,285,439.50	10.83	0.38%	1.40%	1.34%	1.75%	2.14%
31-Mar-20	108,271,799.68	10.83	0.17%	1.35%	1.33%	1.72%	2.14%
30-Mar-20	108,477,664.53	10.82	0.03%	1.28%	1.29%	1.71%	2.13%
29-Mar-20	108,368,046.38	10.82	-0.93%	0.86%	0.96%	1.54%	2.05%
28-Mar-20	108,361,612.19	10.81	-1.05%	0.78%	0.95%	1.55%	2.05%
27-Mar-20	108,355,178.07	10.81	-1.04%	1.11%	0.97%	1.55%	2.02%
26-Mar-20	108,360,462.29	10.81	-0.97%	0.66%	1.00%	1.57%	2.03%
25-Mar-20	108,338,322.63	10.81	-1.46%	0.44%	0.85%	1.49%	1.99%
24-Mar-20	108,531,849.48	10.81	-1.54%	0.35%	0.73%	1.47%	2.00%
23-Mar-20	109,929,769.56	10.81	-1.64%	0.29%	0.65%	1.43%	1.99%
22-Mar-20	109,927,501.79	10.81	-1.47%	0.37%	0.70%	1.45%	2.01%
21-Mar-20	109,921,039.97	10.81	-1.10%	0.36%	0.86%	1.45%	2.01%
20-Mar-20	109,914,579.02	10.81	-1.08%	0.35%	0.83%	1.45%	2.01%
19-Mar-20	107,372,812.00	10.80	-1.18%	0.31%	0.81%	1.44%	2.01%
18-Mar-20	109,404,091.75	10.80	-1.21%	0.29%	0.80%	1.44%	2.00%
17-Mar-20	111,531,851.59	10.81	-0.80%	0.48%	0.91%	1.48%	2.04%
16-Mar-20	112,130,850.72	10.82	0.37%	1.20%	1.32%	1.67%	2.16%
15-Mar-20	120,846,676.07	10.82	0.46%	1.12%	1.36%	1.70%	2.17%
14-Mar-20	120,840,194.58	10.82	0.47%	1.13%	1.37%	1.70%	2.17%
13-Mar-20	120,833,680.99	10.82	0.47%	1.12%	1.39%	1.68%	2.17%
12-Mar-20	120,812,580.75	10.82	1.48%	1.58%	1.68%	1.83%	2.27%
11-Mar-20	120,792,794.46	10.82	2.17%	1.75%	1.80%	1.89%	2.29%
10-Mar-20	115,883,444.36	10.83	1.67%	1.80%	1.89%	1.93%	2.34%
9-Mar-20	109,437,251.10	10.83	2.15%	2.00%	2.12%	1.96%	2.36%
8-Mar-20	108,617,783.85	10.83	2.10%	1.95%	2.10%	1.93%	2.36%
7-Mar-20	108,611,541.47	10.83	2.11%	1.97%	2.20%	2.02%	2.36%
6-Mar-20	108,605,298.83	10.83	2.28%	1.89%	2.10%	2.02%	2.35%
5-Mar-20	107,355,912.14	10.83	2.54%	1.92%	2.12%	2.03%	2.36%
4-Mar-20	109,383,200.25	10.83	2.24%	1.89%	2.10%	2.03%	2.32%
3-Mar-20	109,512,760.37	10.83	2.47%	1.88%	2.08%	2.04%	2.32%
2-Mar-20	108,808,055.16	10.82	2.42%	1.89%	2.06%	2.06%	2.31%
1-Mar-20	108,497,517.28	10.83	2.53%	1.95%	2.09%	2.15%	2.32%
29-Feb-20	108,491,430.79	10.82	2.52%	1.95%	2.09%	2.16%	2.32%
28-Feb-20	108,484,964.98	10.82	2.66%	1.93%	2.10%	2.17%	2.34%

Fecha	Patrimonio neto del Fondo	Valor Cuota	Rentabilidad				
			30 días	60 días	90 días	180 días	365 días
27-Feb-20	102,761,654.59	10.82	2.62%	2.01%	2.13%	2.19%	2.36%
26-Feb-20	102,755,131.33	10.82	3.26%	2.01%	2.13%	2.18%	2.35%
25-Feb-20	103,134,023.31	10.82	2.30%	2.02%	2.14%	2.23%	2.36%
24-Feb-20	103,747,163.45	10.82	2.34%	1.94%	2.15%	2.25%	2.37%
23-Feb-20	103,762,629.89	10.82	2.26%	1.83%	2.15%	2.24%	2.36%
22-Feb-20	103,756,096.27	10.82	2.22%	1.83%	2.17%	2.24%	2.36%
21-Feb-20	103,749,519.57	10.82	2.22%	2.06%	2.11%	2.19%	2.35%
20-Feb-20	103,458,130.86	10.82	1.82%	1.83%	1.98%	2.13%	2.32%
19-Feb-20	103,104,439.49	10.82	1.79%	1.82%	1.97%	2.13%	2.33%
18-Feb-20	104,420,392.92	10.82	1.80%	1.83%	1.95%	2.14%	2.37%
17-Feb-20	104,316,392.23	10.81	1.80%	1.82%	1.95%	2.15%	2.38%
16-Feb-20	104,385,441.02	10.81	1.77%	1.84%	1.91%	2.16%	2.38%
15-Feb-20	104,378,790.04	10.81	2.03%	1.85%	1.92%	2.16%	2.38%
14-Feb-20	104,372,090.14	10.81	1.77%	1.86%	1.89%	2.16%	2.38%
13-Feb-20	104,212,903.83	10.81	1.78%	1.88%	1.89%	2.15%	2.37%
12-Feb-20	104,590,308.23	10.81	1.78%	1.88%	1.89%	2.16%	2.37%
11-Feb-20	105,050,653.92	10.81	1.68%	1.81%	1.84%	2.13%	2.29%
10-Feb-20	104,862,627.45	10.81	1.33%	1.65%	1.74%	2.05%	2.25%
9-Feb-20	104,864,238.06	10.81	1.93%	2.14%	1.99%	2.10%	2.32%
8-Feb-20	104,857,641.49	10.81	1.85%	2.14%	1.96%	2.09%	2.32%
7-Feb-20	104,850,995.46	10.81	1.79%	2.28%	1.96%	2.10%	2.31%
6-Feb-20	104,263,941.74	10.81	1.84%	2.13%	1.95%	2.10%	2.31%
5-Feb-20	105,105,667.83	10.81	1.50%	2.04%	1.89%	2.07%	2.30%
4-Feb-20	105,172,566.51	10.81	1.30%	1.94%	1.84%	2.07%	2.28%
3-Feb-20	105,254,467.60	10.81	1.54%	2.04%	1.90%	2.15%	2.30%
2-Feb-20	105,002,003.94	10.80	1.29%	1.92%	1.81%	2.12%	2.28%
1-Feb-20	104,995,360.20	10.80	1.36%	1.91%	1.82%	2.10%	2.28%
31-Jan-20	104,988,716.60	10.80	1.36%	1.91%	1.82%	2.02%	2.29%
30-Jan-20	104,783,815.12	10.80	1.37%	1.92%	1.82%	2.03%	2.31%
29-Jan-20	104,708,942.39	10.80	1.20%	1.84%	1.77%	2.00%	2.34%
28-Jan-20	104,169,919.84	10.80	1.41%	1.91%	1.83%	2.03%	2.36%
27-Jan-20	104,895,960.26	10.79	0.76%	1.59%	1.64%	1.92%	2.29%
26-Jan-20	104,548,835.29	10.80	1.75%	2.09%	1.97%	2.06%	2.37%
25-Jan-20	104,543,166.59	10.80	1.54%	2.13%	1.98%	2.06%	2.37%
24-Jan-20	104,537,464.06	10.80	1.40%	2.16%	1.97%	2.13%	2.37%
23-Jan-20	104,438,023.35	10.80	1.43%	2.08%	1.98%	2.13%	2.38%
22-Jan-20	103,840,622.44	10.80	1.90%	2.08%	1.97%	2.13%	2.38%
21-Jan-20	104,081,656.62	10.80	1.85%	2.09%	1.96%	2.15%	2.39%
20-Jan-20	104,075,940.03	10.80	1.85%	2.05%	2.02%	2.15%	2.39%
19-Jan-20	103,776,576.91	10.80	1.86%	2.05%	2.01%	2.28%	2.39%
18-Jan-20	103,770,888.04	10.80	1.84%	2.02%	1.99%	2.26%	2.39%
17-Jan-20	103,765,199.75	10.80	1.91%	2.04%	1.98%	2.23%	2.39%
16-Jan-20	104,554,816.94	10.79	1.66%	1.86%	1.89%	2.19%	2.38%
15-Jan-20	104,289,552.50	10.80	1.95%	1.98%	1.97%	2.23%	2.40%
14-Jan-20	104,181,397.21	10.80	1.97%	1.97%	1.97%	2.23%	2.41%
13-Jan-20	103,852,135.20	10.80	1.98%	1.97%	2.00%	2.22%	2.41%
12-Jan-20	104,859,503.39	10.79	1.94%	1.98%	2.08%	2.22%	2.41%
11-Jan-20	104,853,811.01	10.79	1.96%	1.97%	2.04%	2.23%	2.41%
10-Jan-20	105,731,220.48	10.79	2.34%	2.02%	2.08%	2.25%	2.42%
9-Jan-20	105,731,220.48	10.79	2.42%	2.04%	2.10%	2.26%	2.43%
8-Jan-20	105,282,278.29	10.79	2.76%	2.07%	2.11%	2.27%	2.44%

Fecha	Patrimonio neto del Fondo	Valor Cuota	Rentabilidad				
			30 días	60 días	90 días	180 días	365 días
7-Jan-20	102,239,298.93	10.79	2.41%	2.04%	2.09%	2.25%	2.44%
6-Jan-20	101,793,531.19	10.79	2.57%	2.14%	2.09%	2.27%	2.46%
5-Jan-20	101,787,932.08	10.79	2.57%	2.11%	2.13%	2.27%	2.46%
4-Jan-20	101,782,332.82	10.79	2.54%	2.09%	2.11%	2.28%	2.46%
3-Jan-20	101,776,733.44	10.79	2.54%	2.12%	2.10%	2.28%	2.46%
2-Jan-20	101,109,237.59	10.79	2.46%	2.08%	2.08%	2.27%	2.46%
1-Jan-20	103,185,241.52	10.79	2.45%	2.07%	2.07%	2.27%	2.45%
31-Dec-19	103,179,652.69	10.79	2.46%	2.07%	2.06%	2.26%	2.45%
30-Dec-19	102,652,335.74	10.79	2.49%	2.10%	2.09%	2.27%	2.46%
29-Dec-19	102,988,279.47	10.79	2.42%	2.12%	2.06%	2.26%	2.45%
28-Dec-19	102,982,542.28	10.79	2.43%	2.12%	2.08%	2.29%	2.46%
27-Dec-19	102,976,805.46	10.79	2.43%	2.13%	2.08%	2.25%	2.45%
26-Dec-19	102,727,199.55	10.79	2.72%	2.21%	2.15%	2.29%	2.48%
25-Dec-19	102,841,833.64	10.79	2.92%	2.28%	2.20%	2.31%	2.52%
24-Dec-19	102,836,021.35	10.79	2.74%	2.28%	2.20%	2.30%	2.52%
23-Dec-19	102,588,798.29	10.78	2.25%	2.00%	2.00%	2.22%	2.45%
22-Dec-19	104,237,289.76	10.78	2.33%	2.13%	2.02%	2.23%	2.46%
21-Dec-19	104,231,485.38	10.78	2.25%	2.11%	2.02%	2.24%	2.46%
20-Dec-19	104,225,680.98	10.78	2.24%	2.09%	2.03%	2.24%	2.46%
19-Dec-19	103,979,296.84	10.78	2.19%	2.08%	2.04%	2.25%	2.46%
18-Dec-19	104,476,762.05	10.78	2.16%	2.04%	2.02%	2.24%	2.45%
17-Dec-19	103,661,187.03	10.78	2.06%	2.03%	1.97%	2.25%	2.48%
16-Dec-19	103,464,138.55	10.78	2.02%	2.02%	1.94%	2.25%	2.49%
15-Dec-19	104,914,117.20	10.78	1.97%	2.04%	1.96%	2.25%	2.49%
14-Dec-19	104,908,328.52	10.78	1.96%	2.18%	1.97%	2.26%	2.49%
13-Dec-19	104,902,539.69	10.78	2.01%	2.12%	1.93%	2.26%	2.50%
12-Dec-19	104,746,147.18	10.78	1.97%	2.08%	1.93%	2.26%	2.49%
11-Dec-19	104,486,819.76	10.77	1.68%	1.97%	1.86%	2.23%	2.48%
10-Dec-19	103,633,014.37	10.77	1.66%	1.97%	1.84%	2.22%	2.46%
9-Dec-19	105,538,615.68	10.77	1.37%	1.81%	1.65%	2.19%	2.46%
8-Dec-19	105,169,947.37	10.77	1.66%	1.89%	1.71%	2.24%	2.49%
7-Dec-19	105,164,124.27	10.77	1.70%	1.93%	1.88%	2.31%	2.49%
6-Dec-19	105,158,283.46	10.77	1.64%	1.91%	1.89%	2.31%	2.43%
5-Dec-19	105,160,506.59	10.77	1.64%	1.91%	1.91%	2.32%	2.43%
4-Dec-19	105,781,418.42	10.77	1.70%	1.91%	1.91%	2.32%	2.42%
3-Dec-19	108,460,191.53	10.77	1.70%	1.91%	1.94%	2.32%	2.43%
2-Dec-19	109,723,525.49	10.77	1.70%	1.90%	2.01%	2.35%	2.44%
1-Dec-19	107,723,104.45	10.77	1.69%	1.93%	2.15%	2.34%	2.44%
30-Nov-19	107,717,199.24	10.77	1.72%	1.91%	2.17%	2.38%	2.44%
29-Nov-19	107,711,805.32	10.77	1.81%	1.94%	2.18%	2.33%	2.44%
28-Nov-19	108,386,110.86	10.77	1.80%	1.93%	2.18%	2.33%	2.44%
27-Nov-19	111,408,727.21	10.77	1.82%	1.94%	2.18%	2.33%	2.45%
26-Nov-19	111,695,216.24	10.76	1.71%	1.90%	2.23%	2.31%	2.44%
25-Nov-19	111,799,320.87	10.76	1.64%	1.87%	2.24%	2.32%	2.43%
24-Nov-19	113,522,696.34	10.76	1.82%	1.90%	2.30%	2.37%	2.45%
23-Nov-19	113,516,885.20	10.76	1.74%	1.89%	2.32%	2.37%	2.45%
22-Nov-19	113,511,013.17	10.76	1.93%	1.89%	2.23%	2.37%	2.44%
21-Nov-19	111,927,092.01	10.76	1.96%	1.95%	2.26%	2.38%	2.45%
20-Nov-19	108,183,159.76	10.76	1.93%	1.95%	2.26%	2.39%	2.46%
19-Nov-19	107,199,225.07	10.76	1.97%	2.00%	2.29%	2.41%	2.46%
18-Nov-19	109,132,638.83	10.76	1.93%	1.92%	2.30%	2.41%	2.46%

Fecha	Patrimonio neto del Fondo	Valor Cuota	Rentabilidad				
			30 días	60 días	90 días	180 días	365 días
17-Nov-19	107,411,824.74	10.76	2.00%	1.93%	2.36%	2.42%	2.47%
16-Nov-19	107,406,081.75	10.76	2.02%	1.98%	2.37%	2.42%	2.47%
15-Nov-19	107,400,305.07	10.76	2.11%	1.99%	2.36%	2.42%	2.48%
14-Nov-19	105,675,731.26	10.76	2.40%	1.94%	2.37%	2.43%	2.51%
13-Nov-19	105,539,846.52	10.76	2.23%	1.92%	2.35%	2.42%	2.53%
12-Nov-19	106,354,900.85	10.76	2.19%	1.94%	2.36%	2.43%	2.50%
11-Nov-19	106,172,766.11	10.76	2.25%	1.95%	2.34%	2.45%	2.51%
10-Nov-19	106,067,208.92	10.76	2.26%	1.81%	2.19%	2.46%	2.52%
9-Nov-19	106,061,522.22	10.76	2.25%	1.76%	2.17%	2.46%	2.52%
8-Nov-19	106,055,809.19	10.76	2.10%	2.02%	2.20%	2.44%	2.56%
7-Nov-19	105,742,187.96	10.76	2.17%	2.02%	2.19%	2.44%	2.49%
6-Nov-19	104,049,799.21	10.76	2.18%	2.05%	2.21%	2.45%	2.54%
5-Nov-19	103,930,792.14	10.76	2.18%	2.07%	2.29%	2.48%	2.54%
4-Nov-19	103,879,933.12	10.75	2.13%	2.10%	2.33%	2.44%	2.54%
3-Nov-19	103,874,327.83	10.75	2.12%	2.19%	2.35%	2.45%	2.54%
2-Nov-19	103,868,721.53	10.75	2.10%	2.41%	2.32%	2.42%	2.54%
1-Nov-19	103,863,115.87	10.75	2.17%	2.44%	2.18%	2.43%	2.54%
31-Oct-19	101,488,899.34	10.75	2.09%	2.44%	2.17%	2.42%	2.52%
30-Oct-19	102,691,891.39	10.75	2.06%	2.40%	2.14%	2.41%	2.50%
29-Oct-19	101,810,881.94	10.75	2.07%	2.40%	2.16%	2.40%	2.50%
28-Oct-19	101,556,478.15	10.75	2.04%	2.51%	2.13%	2.39%	2.49%
27-Oct-19	101,800,310.19	10.75	2.08%	2.56%	2.09%	2.40%	2.49%
26-Oct-19	101,795,036.13	10.75	2.10%	2.58%	2.09%	2.37%	2.50%
25-Oct-19	101,789,760.89	10.75	1.98%	2.60%	2.23%	2.37%	2.55%
24-Oct-19	102,010,895.10	10.75	2.03%	2.50%	2.26%	2.39%	2.52%
23-Oct-19	101,493,952.71	10.75	1.85%	2.41%	2.20%	2.36%	2.51%
22-Oct-19	100,571,235.71	10.75	1.93%	2.44%	2.24%	2.43%	2.52%
21-Oct-19	99,995,354.17	10.75	1.97%	2.46%	2.26%	2.45%	2.52%
20-Oct-19	99,626,885.81	10.75	2.02%	2.51%	2.51%	2.46%	2.53%
19-Oct-19	99,621,773.80	10.74	1.90%	2.57%	2.48%	2.47%	2.53%
18-Oct-19	99,616,659.69	10.74	1.86%	2.58%	2.43%	2.48%	2.53%
17-Oct-19	98,988,993.02	10.74	1.94%	2.56%	2.42%	2.48%	2.53%
16-Oct-19	98,926,621.02	10.74	1.87%	2.52%	2.40%	2.47%	2.52%
15-Oct-19	98,865,855.21	10.74	1.49%	2.39%	2.31%	2.43%	2.50%
14-Oct-19	98,787,620.87	10.74	1.60%	2.44%	2.33%	2.44%	2.52%
13-Oct-19	97,694,609.10	10.74	1.68%	2.41%	2.36%	2.47%	2.53%
12-Oct-19	97,689,524.79	10.74	1.64%	2.18%	2.38%	2.48%	2.53%
11-Oct-19	97,684,415.42	10.74	1.36%	2.16%	2.37%	2.47%	2.53%
10-Oct-19	96,665,031.07	10.74	1.28%	2.20%	2.38%	2.48%	2.54%
9-Oct-19	96,322,034.21	10.74	1.94%	2.28%	2.43%	2.51%	2.55%
8-Oct-19	96,854,623.43	10.74	1.87%	2.23%	2.36%	2.49%	2.53%
7-Oct-19	96,438,907.58	10.74	1.92%	2.35%	2.36%	2.49%	2.54%
6-Oct-19	96,419,552.29	10.74	1.96%	2.46%	2.38%	2.50%	2.54%
5-Oct-19	96,414,535.20	10.74	2.06%	2.49%	2.41%	2.50%	2.54%
4-Oct-19	96,409,517.95	10.74	2.25%	2.45%	2.40%	2.50%	2.53%
3-Oct-19	95,762,372.29	10.74	2.72%	2.25%	2.42%	2.51%	2.52%
2-Oct-19	95,621,535.88	10.73	2.72%	2.22%	2.40%	2.50%	2.53%
1-Oct-19	95,199,200.72	10.73	2.79%	2.24%	2.40%	2.51%	2.55%
30-Sep-19	94,384,319.43	10.73	2.74%	2.23%	2.38%	2.51%	2.53%
29-Sep-19	97,579,805.51	10.73	2.73%	2.21%	2.39%	2.50%	2.53%
28-Sep-19	97,574,145.20	10.73	2.97%	2.12%	2.45%	2.52%	2.53%

Fecha	Patrimonio neto del Fondo	Valor Cuota	Rentabilidad				
			30 días	60 días	90 días	180 días	365 días
27-Sep-19	97,568,484.95	10.73	3.04%	2.12%	2.36%	2.52%	2.50%
26-Sep-19	96,379,475.44	10.73	3.05%	2.33%	2.36%	2.52%	2.51%
25-Sep-19	97,123,437.94	10.73	3.22%	2.39%	2.41%	2.54%	2.44%
24-Sep-19	97,107,758.88	10.73	2.97%	2.41%	2.39%	2.50%	2.45%
23-Sep-19	97,102,023.65	10.73	2.96%	2.44%	2.38%	2.50%	2.45%
22-Sep-19	96,924,111.44	10.73	2.93%	2.44%	2.37%	2.49%	2.44%
21-Sep-19	96,918,337.12	10.73	2.94%	2.79%	2.38%	2.53%	2.44%
20-Sep-19	96,912,563.16	10.73	2.99%	2.74%	2.39%	2.53%	2.49%
19-Sep-19	97,750,773.91	10.73	3.24%	2.72%	2.43%	2.55%	2.52%
18-Sep-19	97,539,064.62	10.73	3.30%	2.74%	2.45%	2.56%	2.47%
17-Sep-19	97,153,721.84	10.73	3.18%	2.70%	2.46%	2.56%	2.44%
16-Sep-19	97,097,948.21	10.73	3.16%	2.69%	2.46%	2.56%	2.42%
15-Sep-19	93,567,524.14	10.73	3.28%	2.73%	2.51%	2.58%	2.43%
14-Sep-19	93,561,867.38	10.73	3.28%	2.73%	2.54%	2.59%	2.43%
13-Sep-19	93,556,209.26	10.72	3.13%	2.75%	2.54%	2.63%	2.43%
12-Sep-19	92,695,809.65	10.72	2.71%	2.77%	2.56%	2.64%	2.44%
11-Sep-19	92,694,152.90	10.73	2.95%	2.91%	2.66%	2.70%	2.47%
10-Sep-19	91,024,994.49	10.73	3.12%	2.96%	2.68%	2.72%	2.48%
9-Sep-19	90,332,939.61	10.72	2.61%	2.65%	2.53%	2.68%	2.43%
8-Sep-19	90,271,626.77	10.72	2.59%	2.62%	2.53%	2.65%	2.43%
7-Sep-19	90,265,955.36	10.72	2.78%	2.62%	2.68%	2.70%	2.43%
6-Sep-19	90,260,227.40	10.72	2.95%	2.65%	2.67%	2.66%	2.43%
5-Sep-19	90,046,661.46	10.72	2.92%	2.60%	2.64%	2.65%	2.40%
4-Sep-19	90,644,239.28	10.72	2.64%	2.51%	2.58%	2.62%	2.39%
3-Sep-19	90,058,474.42	10.71	1.77%	2.30%	2.43%	2.54%	2.37%
2-Sep-19	92,454,001.49	10.71	1.71%	2.25%	2.46%	2.54%	2.32%
1-Sep-19	92,222,984.80	10.71	1.69%	2.23%	2.44%	2.46%	2.32%
31-Aug-19	92,217,679.38	10.71	1.72%	2.25%	2.52%	2.46%	2.32%
30-Aug-19	92,212,742.63	10.71	1.68%	2.34%	2.41%	2.45%	2.35%
29-Aug-19	91,983,791.19	10.71	1.27%	2.09%	2.34%	2.42%	2.31%
28-Aug-19	91,947,545.60	10.70	1.20%	2.06%	2.32%	2.41%	2.31%
27-Aug-19	91,315,591.84	10.70	1.60%	2.05%	2.31%	2.43%	2.31%
26-Aug-19	92,636,330.11	10.70	1.56%	1.98%	2.33%	2.44%	2.33%
25-Aug-19	92,483,759.91	10.70	1.84%	2.12%	2.46%	2.48%	2.35%
24-Aug-19	92,478,546.34	10.70	1.90%	2.12%	2.45%	2.49%	2.35%
23-Aug-19	92,473,286.95	10.70	1.93%	2.14%	2.45%	2.50%	2.40%
22-Aug-19	92,084,102.21	10.70	2.63%	2.14%	2.44%	2.50%	2.27%
21-Aug-19	91,652,470.52	10.70	2.48%	2.12%	2.43%	2.49%	2.27%
20-Aug-19	92,406,147.15	10.70	2.20%	2.07%	2.41%	2.45%	2.19%
19-Aug-19	92,245,203.39	10.70	2.18%	2.12%	2.42%	2.46%	2.18%
18-Aug-19	90,890,665.26	10.70	2.21%	2.14%	2.43%	2.48%	2.18%
17-Aug-19	90,885,409.41	10.70	2.21%	2.16%	2.42%	2.56%	2.18%
16-Aug-19	90,880,098.65	10.70	2.18%	2.19%	2.42%	2.57%	2.20%
15-Aug-19	90,874,794.48	10.70	2.17%	2.20%	2.42%	2.57%	2.20%
14-Aug-19	90,766,772.11	10.70	2.37%	2.28%	2.47%	2.60%	2.21%
13-Aug-19	89,938,417.55	10.70	2.82%	2.52%	2.64%	2.68%	2.23%
12-Aug-19	88,853,384.64	10.70	2.87%	2.52%	2.66%	2.68%	2.24%
11-Aug-19	88,847,638.66	10.70	2.80%	2.53%	2.65%	2.66%	2.24%
10-Aug-19	88,842,488.66	10.70	2.69%	2.53%	2.67%	2.51%	2.24%
9-Aug-19	88,837,300.75	10.70	2.64%	2.75%	2.62%	2.50%	2.27%
8-Aug-19	87,917,382.54	10.70	2.45%	2.64%	2.55%	2.47%	2.21%

Fecha	Patrimonio neto del Fondo	Valor Cuota	Rentabilidad				
			30 días	60 días	90 días	180 días	365 días
7-Aug-19	87,641,681.86	10.69	2.35%	2.56%	2.50%	2.44%	2.17%
6-Aug-19	87,183,185.78	10.69	2.28%	2.53%	2.52%	2.42%	2.45%
5-Aug-19	87,020,870.71	10.69	2.38%	2.57%	2.50%	2.44%	2.35%
4-Aug-19	86,944,245.02	10.70	2.82%	2.87%	2.66%	2.51%	2.39%
3-Aug-19	86,938,968.09	10.70	2.78%	2.85%	2.60%	2.52%	2.39%
2-Aug-19	86,933,690.18	10.69	2.76%	2.96%	2.61%	2.51%	2.39%
1-Aug-19	86,588,945.88	10.69	2.77%	2.79%	2.60%	2.50%	2.41%
31-Jul-19	88,235,091.48	10.69	2.99%	2.82%	2.62%	2.51%	2.38%
30-Jul-19	87,616,982.50	10.69	2.90%	2.90%	2.65%	2.56%	2.40%
29-Jul-19	87,536,565.82	10.69	2.91%	2.90%	2.65%	2.60%	2.48%
28-Jul-19	87,230,290.86	10.69	2.50%	2.75%	2.52%	2.62%	2.45%
27-Jul-19	87,225,158.21	10.69	2.41%	2.79%	2.45%	2.62%	2.45%
26-Jul-19	87,220,025.75	10.69	2.40%	2.78%	2.45%	2.60%	2.53%
25-Jul-19	86,863,121.95	10.69	2.34%	2.75%	2.44%	2.59%	2.47%
24-Jul-19	84,931,776.88	10.69	2.34%	2.74%	2.43%	2.58%	2.51%
23-Jul-19	83,732,311.51	10.68	1.65%	2.38%	2.32%	2.46%	2.36%
22-Jul-19	85,465,462.57	10.68	1.76%	2.46%	2.38%	2.48%	2.31%
21-Jul-19	85,960,035.87	10.68	1.93%	2.56%	2.43%	2.51%	2.35%
20-Jul-19	85,954,943.07	10.68	2.06%	2.57%	2.46%	2.53%	2.37%
19-Jul-19	85,949,850.33	10.68	2.06%	2.56%	2.47%	2.53%	2.36%
18-Jul-19	85,504,267.51	10.68	2.10%	2.56%	2.48%	2.53%	2.36%
17-Jul-19	84,948,520.51	10.68	2.21%	2.58%	2.49%	2.54%	2.37%
16-Jul-19	85,076,387.92	10.68	2.23%	2.58%	2.50%	2.54%	2.37%
15-Jul-19	84,631,907.95	10.68	2.19%	2.57%	2.47%	2.54%	2.36%
14-Jul-19	84,619,491.65	10.68	2.21%	2.59%	2.52%	2.56%	2.37%
13-Jul-19	84,614,527.38	10.68	2.17%	2.61%	2.52%	2.57%	2.37%
12-Jul-19	84,609,563.16	10.67	2.25%	2.63%	2.51%	2.57%	2.36%
11-Jul-19	84,240,990.62	10.68	2.36%	2.62%	2.55%	2.59%	2.36%
10-Jul-19	85,418,558.00	10.67	2.86%	2.64%	2.57%	2.60%	2.37%
9-Jul-19	83,688,009.46	10.67	2.82%	2.64%	2.57%	2.59%	2.38%
8-Jul-19	83,901,338.71	10.67	2.76%	2.67%	2.53%	2.58%	2.37%
7-Jul-19	82,871,680.40	10.67	2.78%	2.59%	2.53%	2.59%	2.37%
6-Jul-19	82,866,691.36	10.67	2.76%	2.62%	2.54%	2.60%	2.37%
5-Jul-19	82,861,702.18	10.67	2.91%	2.52%	2.53%	2.61%	2.37%
4-Jul-19	84,466,546.59	10.67	2.91%	2.55%	2.55%	2.62%	2.38%
3-Jul-19	83,577,810.44	10.67	3.15%	2.57%	2.56%	2.63%	2.38%
2-Jul-19	83,559,721.45	10.67	2.80%	2.55%	2.55%	2.62%	2.38%
1-Jul-19	83,542,379.17	10.67	2.64%	2.43%	2.51%	2.59%	2.37%
30-Jun-19	83,342,408.06	10.67	2.90%	2.55%	2.57%	2.63%	2.39%
29-Jun-19	83,337,114.37	10.67	2.88%	2.56%	2.61%	2.63%	2.39%
28-Jun-19	83,331,794.23	10.67	2.99%	2.46%	2.61%	2.64%	2.40%
27-Jun-19	82,055,730.09	10.67	3.17%	2.51%	2.64%	2.65%	2.40%
26-Jun-19	81,104,907.05	10.67	3.15%	2.52%	2.65%	2.66%	2.40%
25-Jun-19	82,278,581.33	10.67	3.15%	2.52%	2.55%	2.65%	2.40%
24-Jun-19	81,844,123.38	10.67	3.13%	2.69%	2.54%	2.65%	2.40%
23-Jun-19	80,939,414.58	10.66	3.11%	2.73%	2.53%	2.71%	2.40%
22-Jun-19	80,934,144.24	10.66	3.15%	2.71%	2.61%	2.71%	2.40%
21-Jun-19	80,928,872.45	10.66	3.19%	2.75%	2.60%	2.65%	2.41%
20-Jun-19	80,248,720.95	10.66	3.08%	2.72%	2.57%	2.63%	2.39%
19-Jun-19	80,243,455.22	10.66	3.04%	2.72%	2.57%	2.63%	2.40%
18-Jun-19	78,855,320.94	10.66	3.02%	2.71%	2.57%	2.63%	2.39%

Fecha	Patrimonio neto del Fondo	Valor Cuota	Rentabilidad				
			30 días	60 días	90 días	180 días	365 días
17-Jun-19	78,467,092.49	10.66	2.94%	2.68%	2.56%	2.61%	2.39%
16-Jun-19	78,056,447.00	10.66	2.93%	2.65%	2.55%	2.61%	2.39%
15-Jun-19	78,051,342.74	10.66	2.95%	2.71%	2.58%	2.66%	2.39%
14-Jun-19	78,046,238.34	10.66	2.97%	2.71%	2.66%	2.68%	2.43%
13-Jun-19	77,332,685.99	10.66	3.05%	2.71%	2.68%	2.69%	2.41%
12-Jun-19	77,291,549.65	10.66	3.01%	2.68%	2.66%	2.68%	2.39%
11-Jun-19	75,260,412.11	10.65	2.87%	2.68%	2.66%	2.70%	2.39%
10-Jun-19	74,725,945.84	10.65	2.42%	2.46%	2.61%	2.61%	2.35%
9-Jun-19	71,630,106.06	10.65	2.45%	2.44%	2.57%	2.63%	2.35%
8-Jun-19	71,625,288.75	10.65	2.58%	2.44%	2.67%	2.58%	2.35%
7-Jun-19	71,620,441.36	10.65	2.39%	2.45%	2.59%	2.64%	2.34%
6-Jun-19	71,284,028.70	10.65	2.46%	2.45%	2.60%	2.64%	2.34%
5-Jun-19	71,337,079.57	10.65	2.13%	2.38%	2.55%	2.62%	2.34%
4-Jun-19	71,266,351.63	10.65	2.19%	2.40%	2.54%	2.51%	2.34%
3-Jun-19	71,745,258.22	10.64	1.97%	2.30%	2.49%	2.46%	2.32%
2-Jun-19	71,301,992.43	10.64	2.28%	2.48%	2.44%	2.50%	2.34%
1-Jun-19	71,297,525.40	10.64	2.22%	2.44%	2.45%	2.51%	2.34%
31-May-19	71,293,058.26	10.64	2.19%	2.50%	2.43%	2.53%	2.33%
30-May-19	71,108,075.04	10.64	2.24%	2.50%	2.44%	2.54%	2.33%
29-May-19	71,483,993.67	10.64	1.92%	2.45%	2.40%	2.52%	2.33%
28-May-19	72,860,490.19	10.64	1.83%	2.41%	2.42%	2.50%	2.34%
27-May-19	72,938,571.36	10.64	1.87%	2.28%	2.47%	2.51%	2.33%
26-May-19	73,243,575.28	10.64	1.88%	2.27%	2.45%	2.52%	2.33%
25-May-19	73,239,053.31	10.64	2.25%	2.28%	2.47%	2.51%	2.33%
24-May-19	73,234,530.73	10.64	2.34%	2.39%	2.49%	2.51%	2.34%
23-May-19	72,723,961.50	10.64	2.26%	2.36%	2.48%	2.50%	2.32%
22-May-19	73,095,697.69	10.64	2.31%	2.35%	2.46%	2.50%	2.33%
21-May-19	73,154,398.22	10.63	2.35%	2.35%	2.42%	2.48%	2.32%
20-May-19	74,862,624.42	10.63	2.39%	2.38%	2.45%	2.49%	2.32%
19-May-19	74,962,787.05	10.63	2.39%	2.40%	2.48%	2.49%	2.31%
18-May-19	74,958,285.86	10.63	2.40%	2.38%	2.63%	2.49%	2.31%
17-May-19	74,953,784.53	10.63	2.35%	2.44%	2.66%	2.49%	2.31%
16-May-19	74,812,432.35	10.63	2.46%	2.55%	2.65%	2.49%	2.31%
15-May-19	74,897,397.16	10.63	2.44%	2.54%	2.64%	2.49%	2.31%
14-May-19	74,873,640.22	10.63	2.36%	2.53%	2.63%	2.49%	2.31%
13-May-19	74,704,637.57	10.63	2.34%	2.52%	2.60%	2.54%	2.30%
12-May-19	74,361,231.02	10.63	2.49%	2.74%	2.63%	2.62%	2.31%
11-May-19	74,356,717.09	10.63	2.50%	2.67%	2.34%	2.55%	2.31%
10-May-19	74,352,169.12	10.63	2.44%	2.82%	2.32%	2.57%	2.31%
9-May-19	75,577,616.64	10.63	2.31%	2.63%	2.27%	2.55%	2.31%
8-May-19	75,550,495.13	10.63	2.51%	2.73%	2.33%	2.58%	2.31%
7-May-19	74,568,087.62	10.63	2.43%	2.70%	2.29%	2.65%	2.32%
6-May-19	73,968,714.59	10.63	2.63%	2.76%	2.37%	2.55%	2.38%
5-May-19	73,907,137.09	10.63	2.61%	2.78%	2.35%	2.64%	2.38%
4-May-19	73,902,671.35	10.63	2.62%	2.55%	2.36%	2.63%	2.38%
3-May-19	73,898,205.55	10.62	2.67%	2.56%	2.34%	2.63%	2.33%
2-May-19	73,821,973.63	10.62	2.66%	2.57%	2.36%	2.64%	2.33%
1-May-19	74,143,548.75	10.62	2.82%	2.59%	2.38%	2.64%	2.30%
30-Apr-19	73,976,140.89	10.62	2.77%	2.57%	2.39%	2.63%	2.28%
29-Apr-19	73,926,649.88	10.62	2.98%	2.75%	2.54%	2.64%	2.30%
28-Apr-19	73,921,830.69	10.62	2.99%	2.81%	2.73%	2.61%	2.29%

Fecha	Patrimonio neto del Fondo	Valor Cuota	Rentabilidad				
			30 días	60 días	90 días	180 días	365 días
27-Apr-19	73,917,011.26	10.62	2.68%	2.77%	2.73%	2.61%	2.29%
26-Apr-19	73,912,152.66	10.62	2.65%	2.79%	2.67%	2.59%	2.29%
25-Apr-19	73,697,390.48	10.62	2.30%	2.65%	2.55%	2.53%	2.26%
24-Apr-19	73,665,106.35	10.62	2.44%	2.60%	2.52%	2.52%	2.25%
23-Apr-19	68,631,504.31	10.62	2.46%	2.61%	2.52%	2.63%	2.25%
22-Apr-19	68,699,669.54	10.62	2.39%	2.51%	2.50%	2.55%	2.25%
21-Apr-19	68,597,641.91	10.61	2.34%	2.52%	2.49%	2.54%	2.24%
20-Apr-19	68,592,926.39	10.61	2.37%	2.57%	2.51%	2.56%	2.24%
19-Apr-19	68,588,225.66	10.61	2.40%	2.78%	2.51%	2.55%	2.23%
18-Apr-19	68,583,497.94	10.61	2.36%	2.82%	2.51%	2.55%	2.23%
17-Apr-19	68,479,736.55	10.61	2.52%	2.84%	2.53%	2.56%	2.23%
16-Apr-19	68,443,963.01	10.61	2.63%	2.77%	2.49%	2.52%	2.22%
15-Apr-19	68,401,785.14	10.61	2.64%	2.77%	2.50%	2.53%	2.23%
14-Apr-19	68,096,072.96	10.61	2.69%	2.77%	2.54%	2.54%	2.23%
13-Apr-19	68,091,299.28	10.61	2.69%	2.74%	2.56%	2.53%	2.23%
12-Apr-19	68,086,525.56	10.61	2.98%	2.30%	2.56%	2.56%	2.22%
11-Apr-19	67,555,047.52	10.61	2.83%	2.26%	2.56%	2.56%	2.22%
10-Apr-19	68,814,762.72	10.61	3.19%	2.29%	2.59%	2.57%	2.23%
9-Apr-19	68,289,925.91	10.61	2.95%	2.29%	2.56%	2.57%	2.25%
8-Apr-19	68,538,131.86	10.61	2.94%	2.24%	2.56%	2.57%	2.26%
7-Apr-19	68,090,824.90	10.60	2.97%	2.27%	2.58%	2.57%	2.26%
6-Apr-19	68,086,089.77	10.60	2.88%	2.26%	2.59%	2.56%	2.26%
5-Apr-19	68,081,304.51	10.60	2.95%	2.26%	2.62%	2.56%	2.26%
4-Apr-19	68,037,311.78	10.60	2.46%	2.23%	2.62%	2.55%	2.26%
3-Apr-19	67,838,183.31	10.60	2.45%	2.21%	2.61%	2.55%	2.26%
2-Apr-19	67,803,343.99	10.60	2.47%	2.25%	2.62%	2.53%	2.26%
1-Apr-19	69,320,125.69	10.60	2.36%	2.23%	2.59%	2.48%	2.25%
31-Mar-19	69,348,025.30	10.60	2.38%	2.35%	2.59%	2.52%	2.25%
30-Mar-19	69,343,310.69	10.60	2.52%	2.64%	2.59%	2.54%	2.25%
29-Mar-19	69,338,520.54	10.60	2.63%	2.63%	2.59%	2.51%	2.25%
28-Mar-19	69,294,391.40	10.60	2.86%	2.70%	2.69%	2.56%	2.28%
27-Mar-19	69,283,136.32	10.60	2.93%	2.71%	2.70%	2.57%	2.30%
26-Mar-19	68,983,823.46	10.60	2.99%	2.71%	2.69%	2.50%	2.31%
25-Mar-19	68,779,983.01	10.60	2.76%	2.57%	2.63%	2.49%	2.29%
24-Mar-19	68,872,626.61	10.60	2.76%	2.59%	2.75%	2.33%	2.29%
23-Mar-19	68,867,793.91	10.59	2.64%	2.60%	2.75%	2.33%	2.29%
22-Mar-19	68,862,961.82	10.59	2.69%	2.64%	2.63%	2.33%	2.28%
21-Mar-19	68,806,507.04	10.59	2.76%	2.62%	2.61%	2.32%	2.28%
20-Mar-19	69,029,954.71	10.59	3.16%	2.61%	2.60%	2.31%	2.28%
19-Mar-19	72,128,166.40	10.59	3.27%	2.62%	2.63%	2.42%	2.28%
18-Mar-19	71,864,999.18	10.59	3.15%	2.56%	2.57%	2.43%	2.26%
17-Mar-19	72,336,253.89	10.59	2.91%	2.47%	2.49%	2.29%	2.24%
16-Mar-19	72,331,281.75	10.59	2.90%	2.50%	2.58%	2.23%	2.24%
15-Mar-19	72,326,270.69	10.59	2.84%	2.53%	2.63%	2.21%	2.22%
14-Mar-19	72,278,014.08	10.59	2.78%	2.54%	2.63%	2.21%	2.20%
13-Mar-19	72,414,218.38	10.58	1.62%	2.39%	2.53%	2.15%	2.17%
12-Mar-19	72,417,763.89	10.58	1.69%	2.47%	2.62%	2.18%	2.16%
11-Mar-19	73,654,371.03	10.58	1.39%	2.28%	2.49%	2.13%	2.13%
10-Mar-19	73,540,864.07	10.58	1.62%	2.40%	2.60%	2.18%	2.15%
9-Mar-19	73,535,901.22	10.58	1.54%	2.42%	2.50%	2.18%	2.14%
8-Mar-19	73,530,937.33	10.58	1.57%	2.44%	2.61%	2.17%	2.13%

Fecha	Patrimonio neto del Fondo	Valor Cuota	Rentabilidad				
			30 días	60 días	90 días	180 días	365 días
7-Mar-19	73,239,256.54	10.58	1.63%	2.53%	2.64%	2.18%	2.13%
6-Mar-19	73,568,444.76	10.58	1.57%	2.49%	2.61%	2.17%	2.13%
5-Mar-19	73,542,461.21	10.58	2.00%	2.73%	2.55%	2.24%	2.17%
4-Mar-19	73,700,580.42	10.58	1.98%	2.71%	2.52%	2.20%	2.16%
3-Mar-19	73,819,635.32	10.58	2.03%	2.74%	2.50%	2.22%	2.16%
2-Mar-19	73,814,669.74	10.58	2.10%	2.73%	2.52%	2.24%	2.16%
1-Mar-19	73,809,704.03	10.58	2.32%	2.73%	2.57%	2.17%	2.16%
28-Feb-19	73,848,781.81	10.58	2.76%	2.66%	2.52%	2.14%	2.16%
27-Feb-19	73,868,995.34	10.58	2.63%	2.60%	2.48%	2.12%	2.14%
26-Feb-19	73,868,995.34	10.58	2.54%	2.64%	2.49%	2.18%	2.14%
25-Feb-19	73,658,058.51	10.57	2.49%	2.61%	2.48%	2.14%	2.12%
24-Feb-19	73,547,077.03	10.57	2.42%	2.59%	2.48%	2.13%	2.11%
23-Feb-19	73,542,808.15	10.57	2.39%	2.77%	2.46%	2.14%	2.11%
22-Feb-19	73,538,545.61	10.57	2.42%	2.77%	2.47%	2.18%	2.12%
21-Feb-19	74,178,000.42	10.57	2.55%	2.66%	2.51%	2.19%	2.13%
20-Feb-19	73,997,397.07	10.57	2.58%	2.63%	2.49%	2.18%	2.11%
19-Feb-19	74,035,239.50	10.57	2.48%	2.58%	2.42%	2.27%	2.10%
18-Feb-19	74,653,539.99	10.56	2.05%	2.38%	2.28%	1.94%	2.06%
17-Feb-19	74,629,716.79	10.56	1.97%	2.31%	2.26%	1.93%	2.05%
16-Feb-19	74,625,568.89	10.56	1.97%	2.31%	2.26%	1.80%	2.05%
15-Feb-19	74,621,341.54	10.56	2.03%	2.46%	2.26%	1.77%	2.05%
14-Feb-19	74,538,740.40	10.56	2.10%	2.54%	2.26%	1.77%	2.05%
13-Feb-19	72,595,252.10	10.56	2.23%	2.57%	2.28%	1.78%	2.07%
12-Feb-19	72,532,365.78	10.56	2.29%	2.59%	2.32%	1.81%	2.08%
11-Feb-19	72,326,120.89	10.57	3.16%	3.08%	2.72%	1.96%	2.15%
10-Feb-19	71,694,966.64	10.57	3.24%	3.07%	2.86%	1.97%	2.15%
9-Feb-19	71,690,693.31	10.57	3.17%	3.12%	2.71%	1.92%	2.15%
8-Feb-19	71,686,424.89	10.57	3.18%	2.98%	2.75%	1.95%	2.15%
7-Feb-19	71,589,386.43	10.57	3.29%	3.18%	2.78%	1.96%	2.16%
6-Feb-19	71,560,908.20	10.57	3.30%	3.17%	2.77%	1.95%	2.15%
5-Feb-19	71,380,190.32	10.56	3.41%	3.17%	2.94%	2.01%	2.16%
4-Feb-19	71,552,122.52	10.56	3.41%	2.83%	2.67%	1.92%	2.16%
3-Feb-19	73,192,326.61	10.56	3.46%	2.83%	2.87%	1.89%	2.16%
2-Feb-19	73,187,355.56	10.56	3.43%	2.77%	2.84%	2.46%	2.16%
1-Feb-19	73,182,333.76	10.56	3.44%	2.80%	2.84%	2.24%	2.15%
31-Jan-19	73,051,593.58	10.56	3.36%	2.84%	2.82%	2.23%	2.14%
30-Jan-19	77,492,443.31	10.56	3.14%	2.72%	2.74%	2.19%	2.15%
29-Jan-19	77,533,237.99	10.55	2.56%	2.43%	2.53%	2.09%	2.15%
28-Jan-19	77,464,504.85	10.55	2.57%	2.42%	2.47%	2.14%	2.15%
27-Jan-19	77,032,892.69	10.55	2.75%	2.51%	2.49%	2.11%	2.16%
26-Jan-19	77,028,019.49	10.55	2.72%	2.55%	2.48%	2.11%	2.16%
25-Jan-19	77,023,028.93	10.55	2.75%	2.51%	2.44%	2.28%	2.14%
24-Jan-19	76,797,835.64	10.55	3.15%	2.54%	2.46%	2.28%	2.14%
23-Jan-19	76,823,416.33	10.55	3.13%	2.53%	2.46%	2.28%	2.14%
22-Jan-19	75,892,819.05	10.55	2.76%	2.52%	2.66%	2.44%	2.14%
21-Jan-19	75,919,555.61	10.55	2.67%	2.42%	2.50%	2.31%	2.13%
20-Jan-19	75,914,570.48	10.55	2.67%	2.42%	2.49%	2.38%	2.13%
19-Jan-19	75,909,586.07	10.55	2.71%	2.44%	2.53%	2.21%	2.12%
18-Jan-19	75,904,705.41	10.55	2.64%	2.44%	2.52%	2.09%	2.11%
17-Jan-19	75,812,667.98	10.55	2.64%	2.44%	2.52%	2.14%	2.11%
16-Jan-19	75,444,579.16	10.54	2.88%	2.41%	2.50%	2.17%	2.10%

Fecha	Patrimonio neto del Fondo	Valor Cuota	Rentabilidad				
			30 días	60 días	90 días	180 días	365 días
15-Jan-19	75,334,213.79	10.54	2.97%	2.38%	2.46%	2.15%	2.12%
14-Jan-19	75,350,451.46	10.54	2.90%	2.38%	2.44%	2.13%	2.08%
13-Jan-19	75,304,690.59	10.54	2.88%	2.54%	2.43%	2.15%	2.08%
12-Jan-19	75,299,597.09	10.54	2.98%	2.71%	2.42%	2.13%	2.07%
11-Jan-19	75,294,503.45	10.54	2.89%	2.47%	2.49%	2.13%	2.08%
10-Jan-19	76,928,065.09	10.54	3.06%	2.57%	2.52%	2.14%	2.08%
9-Jan-19	76,873,599.99	10.54	2.77%	2.57%	2.51%	2.14%	2.08%
8-Jan-19	76,127,976.61	10.54	3.07%	2.56%	2.49%	2.13%	2.07%
7-Jan-19	75,977,713.96	10.54	3.02%	2.78%	2.49%	2.10%	2.06%
6-Jan-19	76,052,007.39	10.54	2.93%	2.34%	2.45%	2.09%	2.05%
5-Jan-19	76,046,939.72	10.53	2.25%	2.61%	2.43%	2.11%	2.05%
4-Jan-19	76,041,871.91	10.53	2.19%	2.57%	2.42%	2.09%	2.01%
3-Jan-19	76,024,288.58	10.53	2.11%	2.58%	2.43%	2.10%	2.01%
2-Jan-19	75,659,851.52	10.53	2.14%	2.57%	2.42%	2.09%	2.02%
1-Jan-19	75,692,783.44	10.53	2.31%	2.58%	2.36%	2.10%	2.01%
31-Dec-18	75,687,819.05	10.53	2.31%	2.55%	2.31%	2.11%	2.00%
30-Dec-18	75,645,656.96	10.53	2.29%	2.46%	2.38%	2.11%	2.00%
29-Dec-18	75,640,717.36	10.53	2.26%	2.39%	2.42%	2.12%	2.00%
28-Dec-18	75,635,777.63	10.53	2.26%	2.38%	2.37%	2.11%	2.00%
27-Dec-18	75,465,062.16	10.53	2.38%	2.34%	2.38%	2.12%	2.01%
26-Dec-18	75,392,341.81	10.53	2.26%	2.33%	2.36%	2.11%	2.01%
25-Dec-18	72,681,687.17	10.52	1.93%	2.15%	2.12%	2.07%	1.96%
24-Dec-18	72,676,990.45	10.52	1.93%	2.47%	2.17%	2.05%	1.96%
23-Dec-18	72,566,546.42	10.53	2.28%	2.44%	1.96%	2.11%	1.99%
22-Dec-18	72,561,849.79	10.53	2.17%	2.44%	1.97%	2.10%	1.99%
21-Dec-18	72,557,153.03	10.52	2.18%	2.49%	1.96%	2.12%	2.00%
20-Dec-18	71,846,776.46	10.52	2.16%	2.45%	1.95%	2.11%	1.98%
19-Dec-18	71,995,995.59	10.52	2.24%	2.49%	1.97%	2.12%	2.00%
18-Dec-18	71,284,041.60	10.52	2.23%	2.49%	2.17%	2.15%	1.96%
17-Dec-18	72,232,664.29	10.52	1.94%	2.31%	2.12%	2.07%	1.92%
16-Dec-18	72,803,378.54	10.52	1.79%	2.24%	1.87%	2.07%	1.90%
15-Dec-18	72,798,705.10	10.52	1.85%	2.25%	1.76%	2.05%	1.90%
14-Dec-18	72,794,031.53	10.52	2.19%	2.23%	1.72%	2.07%	1.91%
13-Dec-18	74,348,123.78	10.51	2.42%	2.28%	1.68%	2.05%	1.93%
12-Dec-18	74,424,891.44	10.51	2.05%	2.33%	1.71%	2.06%	1.96%
11-Dec-18	75,236,035.77	10.51	2.08%	2.27%	1.67%	2.12%	1.93%
10-Dec-18	73,539,209.78	10.51	2.37%	2.40%	1.77%	2.13%	1.92%
9-Dec-18	73,452,570.26	10.51	2.03%	2.26%	1.68%	2.05%	1.89%
8-Dec-18	73,447,926.93	10.51	2.52%	2.25%	1.68%	2.05%	1.89%
7-Dec-18	73,443,283.47	10.51	1.75%	2.21%	1.66%	2.04%	1.90%
6-Dec-18	73,644,916.29	10.52	2.97%	2.55%	1.88%	2.15%	1.98%
5-Dec-18	73,617,699.59	10.51	2.93%	2.57%	1.90%	2.16%	2.00%
4-Dec-18	73,778,748.54	10.52	3.04%	2.62%	1.93%	2.15%	2.04%
3-Dec-18	73,864,301.82	10.51	3.00%	2.50%	1.84%	2.14%	2.04%
2-Dec-18	74,625,041.61	10.51	2.85%	2.34%	1.82%	2.14%	2.03%
1-Dec-18	74,620,190.39	10.51	2.79%	2.45%	1.85%	2.14%	2.03%
30-Nov-18	74,615,339.04	10.51	2.62%	2.52%	1.70%	2.13%	2.02%
29-Nov-18	73,377,097.29	10.51	2.52%	2.46%	1.71%	2.13%	2.01%
28-Nov-18	73,131,141.75	10.51	2.48%	2.46%	1.70%	2.13%	2.01%
27-Nov-18	72,944,266.16	10.51	2.30%	2.41%	1.78%	2.09%	1.96%
26-Nov-18	72,406,227.26	10.51	2.39%	2.27%	1.75%	2.10%	1.96%

Fecha	Patrimonio neto del Fondo	Valor Cuota	Rentabilidad				
			30 días	60 días	90 días	180 días	365 días
25-Nov-18	72,105,864.29	10.51	2.38%	2.34%	1.74%	2.12%	1.96%
24-Nov-18	72,101,131.85	10.51	3.00%	1.84%	1.75%	2.14%	1.95%
23-Nov-18	72,096,399.28	10.51	2.60%	1.84%	1.82%	2.12%	1.95%
22-Nov-18	70,954,781.49	10.51	2.70%	1.89%	1.85%	2.13%	1.97%
21-Nov-18	70,956,664.00	10.51	2.81%	1.89%	1.85%	2.13%	1.98%
20-Nov-18	70,060,205.52	10.50	2.74%	1.87%	2.05%	2.15%	2.00%
19-Nov-18	69,964,201.70	10.50	2.73%	2.17%	1.53%	2.12%	1.98%
18-Nov-18	71,091,594.99	10.50	2.75%	2.25%	1.54%	2.15%	1.98%
17-Nov-18	71,086,751.66	10.50	2.68%	1.95%	1.27%	2.12%	1.97%
16-Nov-18	71,081,908.20	10.50	2.69%	1.78%	1.22%	2.11%	1.94%
15-Nov-18	70,835,993.05	10.50	2.64%	1.69%	1.19%	2.10%	1.95%
14-Nov-18	71,699,062.17	10.50	2.26%	1.52%	1.08%	2.04%	1.93%
13-Nov-18	74,082,795.05	10.49	2.14%	1.34%	1.02%	1.99%	1.90%
12-Nov-18	74,024,796.36	10.50	2.59%	1.57%	1.17%	2.06%	2.01%
11-Nov-18	74,021,089.40	10.50	2.46%	1.51%	1.13%	2.04%	2.00%
10-Nov-18	74,016,280.19	10.49	2.43%	1.54%	1.03%	2.04%	2.00%
9-Nov-18	74,011,470.85	10.49	2.48%	1.54%	1.09%	2.03%	2.00%
8-Nov-18	72,983,488.95	10.49	1.98%	1.26%	0.92%	1.95%	1.96%
7-Nov-18	72,700,267.61	10.49	2.68%	1.65%	1.18%	2.08%	2.01%
6-Nov-18	72,805,575.95	10.49	2.12%	1.37%	1.11%	1.99%	1.96%
5-Nov-18	72,462,469.35	10.49	2.20%	1.41%	0.96%	2.01%	1.96%
4-Nov-18	72,457,784.96	10.49	2.20%	1.31%	0.87%	1.99%	1.96%
3-Nov-18	72,453,046.52	10.49	1.99%	1.34%	2.02%	2.01%	1.96%
2-Nov-18	72,448,262.73	10.49	1.82%	1.39%	1.58%	2.10%	1.93%
1-Nov-18	71,921,471.29	10.49	2.11%	1.19%	1.60%	2.11%	1.94%
31-Oct-18	72,057,380.03	10.49	2.42%	1.27%	1.65%	2.13%	1.96%
30-Oct-18	71,622,689.36	10.49	2.40%	1.34%	1.69%	2.07%	2.00%
29-Oct-18	71,409,963.64	10.49	2.42%	1.50%	1.80%	2.05%	2.02%
28-Oct-18	71,400,780.81	10.49	2.51%	1.46%	1.71%	2.00%	2.03%
27-Oct-18	71,395,876.83	10.49	2.14%	1.46%	1.71%	1.97%	2.02%
26-Oct-18	71,390,960.64	10.49	2.29%	1.47%	2.04%	1.97%	2.02%
25-Oct-18	72,202,883.67	10.48	0.69%	1.27%	1.83%	1.86%	1.95%
24-Oct-18	75,670,507.82	10.48	1.09%	1.46%	1.96%	1.93%	1.97%
23-Oct-18	75,774,180.19	10.48	1.09%	1.46%	2.28%	1.93%	1.97%
22-Oct-18	78,005,556.06	10.48	0.97%	1.71%	2.03%	1.91%	1.96%
21-Oct-18	78,075,557.61	10.48	1.00%	0.97%	2.18%	1.90%	1.96%
20-Oct-18	78,070,563.51	10.48	1.60%	0.98%	1.84%	1.90%	1.96%
19-Oct-18	78,065,569.27	10.48	1.75%	0.57%	1.61%	1.90%	1.97%
18-Oct-18	78,024,276.99	10.48	1.22%	0.53%	1.72%	1.91%	1.97%
17-Oct-18	77,868,857.30	10.48	0.87%	0.51%	1.80%	1.91%	1.97%
16-Oct-18	79,853,350.01	10.48	0.74%	0.50%	1.78%	1.90%	1.96%
15-Oct-18	79,771,492.92	10.48	0.77%	0.61%	1.78%	1.90%	2.06%
14-Oct-18	79,592,048.23	10.48	0.54%	0.50%	1.73%	1.85%	2.03%
13-Oct-18	79,587,248.83	10.47	0.54%	0.50%	1.72%	1.85%	2.03%
12-Oct-18	79,582,449.30	10.47	0.57%	0.36%	1.71%	1.87%	2.02%
11-Oct-18	76,858,558.53	10.47	0.64%	0.46%	1.72%	1.87%	2.02%
10-Oct-18	77,090,941.39	10.47	0.60%	0.43%	1.70%	1.86%	1.98%
9-Oct-18	76,357,599.51	10.47	0.55%	0.43%	1.69%	1.85%	1.95%
8-Oct-18	76,443,579.18	10.47	0.62%	0.64%	1.68%	1.86%	1.96%
7-Oct-18	76,391,411.38	10.47	0.62%	0.37%	1.69%	1.88%	1.95%
6-Oct-18	76,386,610.94	10.47	0.62%	0.24%	1.73%	1.91%	1.95%

Fecha	Patrimonio neto del Fondo	Valor Cuota	Rentabilidad				
			30 días	60 días	90 días	180 días	365 días
5-Oct-18	76,381,810.37	10.47	0.41%	1.97%	1.71%	1.94%	1.95%
4-Oct-18	76,070,388.05	10.47	0.67%	1.42%	1.77%	1.97%	1.97%
3-Oct-18	75,940,748.32	10.47	0.96%	1.50%	1.82%	2.00%	1.99%
2-Oct-18	76,810,336.76	10.47	0.27%	1.38%	1.75%	1.96%	1.99%
1-Oct-18	76,830,488.82	10.47	0.13%	1.30%	1.72%	1.94%	1.98%
30-Sep-18	78,707,358.98	10.47	0.27%	1.52%	1.78%	1.97%	1.99%
29-Sep-18	78,702,816.57	10.47	0.58%	1.34%	1.80%	1.97%	1.99%
28-Sep-18	78,698,246.41	10.47	0.41%	1.35%	1.80%	1.96%	2.01%
27-Sep-18	78,028,449.25	10.47	0.79%	2.02%	1.92%	2.02%	2.07%
26-Sep-18	78,044,606.37	10.47	0.65%	1.94%	1.86%	1.99%	1.99%
25-Sep-18	77,701,485.93	10.48	1.85%	2.43%	2.23%	2.15%	2.13%
24-Sep-18	76,740,783.07	10.47	1.83%	2.92%	2.20%	2.17%	2.12%
23-Sep-18	76,736,212.47	10.47	1.82%	2.60%	2.19%	2.21%	2.11%
22-Sep-18	76,731,618.00	10.47	2.46%	2.81%	2.18%	2.22%	2.11%
21-Sep-18	76,727,050.40	10.47	0.94%	2.29%	2.21%	2.22%	2.09%
20-Sep-18	76,168,302.27	10.47	0.35%	1.65%	2.01%	2.12%	2.04%
19-Sep-18	74,143,205.36	10.46	-0.60%	1.71%	1.96%	2.09%	2.01%
18-Sep-18	73,597,544.56	10.47	-0.16%	2.14%	2.21%	2.17%	2.06%
17-Sep-18	73,561,538.54	10.47	0.15%	2.27%	2.26%	2.24%	2.07%
16-Sep-18	73,797,555.60	10.47	0.27%	2.31%	2.37%	2.26%	2.08%
15-Sep-18	73,793,481.10	10.47	0.45%	2.36%	2.33%	2.26%	2.07%
14-Sep-18	73,789,406.49	10.47	0.45%	2.34%	2.36%	2.24%	2.07%
13-Sep-18	73,141,817.17	10.47	0.47%	2.34%	2.36%	2.24%	2.05%
12-Sep-18	68,653,095.06	10.47	0.15%	2.32%	2.35%	2.23%	2.04%
11-Sep-18	68,922,220.78	10.47	0.28%	2.29%	2.49%	2.20%	2.09%
10-Sep-18	68,643,746.73	10.47	0.25%	2.27%	2.40%	2.15%	2.06%
9-Sep-18	68,569,086.38	10.47	0.31%	2.24%	2.39%	2.15%	2.06%
8-Sep-18	68,565,064.38	10.47	0.65%	2.25%	2.39%	2.11%	2.06%
7-Sep-18	68,561,042.27	10.47	0.12%	2.32%	2.37%	2.10%	2.06%
6-Sep-18	68,381,572.15	10.47	-0.13%	2.29%	2.37%	2.10%	2.06%
5-Sep-18	67,570,291.60	10.47	3.52%	2.39%	2.43%	2.13%	2.07%
4-Sep-18	67,089,978.69	10.47	2.16%	2.35%	2.35%	2.09%	2.06%
3-Sep-18	66,872,221.77	10.46	2.03%	2.30%	2.31%	2.07%	2.05%
2-Sep-18	66,983,568.43	10.47	2.48%	2.55%	2.51%	2.15%	2.09%
1-Sep-18	66,979,816.90	10.47	2.46%	2.56%	2.52%	2.15%	2.08%
31-Aug-18	66,976,066.93	10.47	2.76%	2.60%	2.51%	2.14%	2.10%
30-Aug-18	66,160,895.62	10.46	2.09%	2.44%	2.40%	2.08%	2.08%
29-Aug-18	65,836,945.80	10.46	2.29%	2.52%	2.45%	2.11%	2.08%
28-Aug-18	64,768,667.86	10.46	3.26%	2.51%	2.40%	2.10%	2.11%
27-Aug-18	64,452,527.85	10.46	3.24%	2.56%	2.39%	2.13%	2.11%
26-Aug-18	66,173,585.11	10.46	2.97%	2.38%	2.36%	2.04%	2.09%
25-Aug-18	66,169,991.22	10.46	3.94%	2.37%	2.40%	2.04%	2.09%
24-Aug-18	66,166,397.22	10.46	3.32%	2.36%	2.36%	2.00%	2.13%
23-Aug-18	66,078,181.97	10.45	3.11%	2.09%	2.14%	1.90%	2.07%
22-Aug-18	66,183,524.87	10.46	3.60%	2.84%	2.65%	2.15%	2.27%
21-Aug-18	66,160,674.09	10.46	2.90%	2.83%	2.69%	2.15%	2.29%
20-Aug-18	65,846,168.79	10.47	3.96%	3.31%	2.90%	2.28%	2.31%
19-Aug-18	65,799,552.88	10.47	4.38%	3.31%	3.01%	2.28%	2.32%
18-Aug-18	65,795,934.24	10.47	4.33%	3.40%	2.96%	2.28%	2.32%
17-Aug-18	65,792,325.50	10.47	4.30%	3.35%	2.96%	2.28%	2.32%
16-Aug-18	65,358,020.27	10.47	4.22%	3.31%	2.89%	2.24%	2.32%

Fecha	Patrimonio neto del Fondo	Valor Cuota	Rentabilidad				
			30 días	60 días	90 días	180 días	365 días
15-Aug-18	65,354,426.16	10.47	4.17%	3.31%	2.89%	2.24%	2.32%
14-Aug-18	65,015,262.95	10.47	4.15%	3.30%	2.89%	2.24%	2.33%
13-Aug-18	64,898,633.33	10.47	4.43%	3.67%	2.98%	2.30%	2.33%
12-Aug-18	65,039,203.33	10.47	4.25%	3.45%	2.92%	2.30%	2.32%
11-Aug-18	65,035,622.92	10.47	4.23%	3.41%	2.92%	2.31%	2.32%
10-Aug-18	65,032,042.41	10.46	4.12%	3.41%	2.92%	2.30%	2.32%
9-Aug-18	64,829,827.43	10.46	3.80%	3.21%	2.81%	2.24%	2.27%
8-Aug-18	63,075,953.05	10.46	4.45%	3.47%	2.98%	2.33%	2.31%
7-Aug-18	63,090,845.99	10.47	4.64%	3.60%	3.07%	2.37%	2.34%
6-Aug-18	62,817,422.70	10.44	1.23%	1.80%	1.94%	1.80%	2.05%
5-Aug-18	62,746,555.93	10.45	2.50%	2.44%	2.33%	2.01%	2.15%
4-Aug-18	62,743,102.49	10.45	2.54%	2.52%	2.37%	2.02%	2.15%
3-Aug-18	62,739,648.95	10.45	2.58%	2.54%	2.56%	2.03%	2.15%
2-Aug-18	61,468,114.80	10.45	2.62%	2.52%	2.57%	2.02%	2.15%
1-Aug-18	61,381,016.33	10.44	2.40%	2.37%	2.46%	1.97%	2.12%
31-Jul-18	61,926,159.81	10.44	2.75%	2.55%	2.41%	2.02%	2.16%
30-Jul-18	61,906,480.34	10.44	2.72%	2.46%	2.35%	2.01%	2.16%
29-Jul-18	57,472,386.05	10.43	1.74%	1.97%	1.90%	1.91%	2.07%
28-Jul-18	57,469,039.36	10.43	1.85%	2.03%	1.85%	2.00%	2.07%
27-Jul-18	57,465,692.58	10.43	1.78%	2.10%	1.84%	2.00%	2.07%
26-Jul-18	57,330,444.02	10.42	0.80%	1.55%	1.52%	1.83%	1.99%
25-Jul-18	57,318,022.19	10.43	1.40%	1.85%	1.72%	1.93%	2.04%
24-Jul-18	58,251,035.11	10.42	1.07%	1.64%	1.59%	1.83%	2.00%
23-Jul-18	58,498,761.69	10.43	2.08%	2.22%	1.93%	2.00%	2.07%
22-Jul-18	58,684,215.65	10.44	2.75%	2.47%	2.13%	2.11%	2.12%
21-Jul-18	58,667,673.73	10.44	2.65%	2.43%	2.04%	2.06%	2.10%
20-Jul-18	58,651,202.92	10.43	2.23%	2.22%	1.96%	2.02%	2.11%
19-Jul-18	56,579,549.78	10.43	2.48%	2.24%	1.98%	2.02%	2.10%
18-Jul-18	56,658,392.93	10.43	2.39%	2.25%	1.99%	2.03%	2.11%
17-Jul-18	56,379,113.88	10.43	2.39%	2.19%	1.94%	1.99%	2.10%
16-Jul-18	56,349,374.45	10.43	2.44%	2.23%	1.95%	1.99%	2.11%
15-Jul-18	56,138,189.84	10.43	2.43%	2.22%	1.93%	1.99%	2.11%
14-Jul-18	56,135,157.85	10.43	2.90%	2.22%	1.93%	2.03%	2.11%
13-Jul-18	56,132,026.05	10.43	2.65%	2.23%	1.97%	1.97%	2.11%
12-Jul-18	55,842,819.32	10.43	2.59%	2.24%	1.97%	1.97%	2.11%
11-Jul-18	55,785,478.38	10.43	2.69%	2.29%	2.01%	1.99%	2.12%
10-Jul-18	55,918,811.66	10.43	2.62%	2.27%	1.99%	2.00%	2.12%
9-Jul-18	55,905,566.04	10.43	2.49%	2.22%	1.95%	1.97%	2.11%
8-Jul-18	55,891,135.19	10.43	2.54%	2.28%	1.99%	1.99%	2.11%
7-Jul-18	55,888,063.02	10.43	2.37%	2.23%	2.06%	1.96%	2.11%
6-Jul-18	55,884,990.76	10.43	2.37%	2.28%	2.12%	1.95%	2.11%
5-Jul-18	55,837,378.95	10.42	2.51%	2.55%	2.10%	1.95%	2.12%
4-Jul-18	55,594,168.70	10.42	2.49%	2.53%	2.09%	1.93%	2.13%
3-Jul-18	55,620,019.59	10.42	2.41%	2.51%	2.08%	1.87%	2.12%
2-Jul-18	55,376,083.26	10.42	2.34%	2.22%	2.06%	1.84%	2.12%
1-Jul-18	55,306,046.26	10.42	2.34%	2.16%	2.08%	1.86%	2.12%
30-Jun-18	55,302,900.22	10.42	2.20%	1.97%	2.08%	1.84%	2.11%
29-Jun-18	55,299,842.30	10.42	2.19%	1.90%	2.07%	1.84%	2.11%
28-Jun-18	54,588,470.49	10.42	2.21%	1.83%	2.03%	1.82%	2.09%
27-Jun-18	54,458,217.64	10.42	2.41%	1.87%	2.05%	1.82%	2.12%
26-Jun-18	54,491,089.23	10.42	2.29%	1.87%	2.05%	1.84%	2.10%

Fecha	Patrimonio neto del Fondo	Valor Cuota	Rentabilidad				
			30 días	60 días	90 días	180 días	365 días
25-Jun-18	54,284,413.65	10.42	2.30%	1.90%	2.09%	1.85%	2.11%
24-Jun-18	54,229,429.70	10.42	2.22%	1.85%	2.15%	1.85%	2.10%
23-Jun-18	54,226,330.66	10.42	2.37%	1.81%	2.17%	1.82%	2.10%
22-Jun-18	54,223,231.53	10.41	2.19%	1.81%	2.18%	1.81%	2.09%
21-Jun-18	53,828,710.56	10.41	2.20%	1.74%	2.12%	1.78%	2.08%
20-Jun-18	53,772,967.30	10.41	2.21%	1.81%	2.16%	1.80%	2.08%
19-Jun-18	53,844,944.93	10.41	1.99%	1.72%	2.06%	1.79%	2.07%
18-Jun-18	53,981,834.75	10.41	2.10%	1.76%	2.13%	1.80%	2.09%
17-Jun-18	53,839,524.94	10.41	1.99%	1.69%	2.10%	1.80%	2.08%
16-Jun-18	53,836,566.02	10.41	2.02%	1.67%	2.10%	1.73%	2.08%
15-Jun-18	53,833,607.02	10.41	2.01%	1.67%	2.06%	1.69%	2.07%
14-Jun-18	51,036,191.25	10.40	1.54%	1.49%	1.90%	1.61%	2.03%
13-Jun-18	50,684,452.52	10.41	1.80%	1.61%	1.99%	1.65%	2.04%
12-Jun-18	48,697,714.18	10.41	1.88%	1.65%	1.96%	1.68%	2.06%
11-Jun-18	48,741,439.02	10.41	1.88%	1.64%	1.88%	1.75%	2.05%
10-Jun-18	48,737,574.54	10.41	1.93%	1.66%	1.87%	1.80%	2.05%
9-Jun-18	48,734,919.99	10.40	1.95%	1.71%	1.80%	1.76%	2.05%
8-Jun-18	48,732,265.28	10.40	2.01%	1.80%	1.78%	1.70%	2.05%
7-Jun-18	48,502,713.13	10.41	2.09%	1.98%	1.83%	1.72%	2.06%
6-Jun-18	48,718,145.83	10.40	2.18%	1.97%	1.83%	1.72%	2.11%
5-Jun-18	48,185,159.73	10.40	2.60%	1.89%	1.71%	1.71%	2.09%
4-Jun-18	48,284,979.54	10.40	2.56%	1.88%	1.71%	1.76%	2.09%
3-Jun-18	49,326,982.80	10.40	2.60%	1.91%	1.73%	1.80%	2.09%
2-Jun-18	49,324,327.39	10.40	2.09%	1.94%	1.74%	1.85%	2.09%
1-Jun-18	49,321,671.90	10.40	1.97%	1.94%	1.71%	1.88%	2.08%
31-May-18	48,427,457.77	10.40	1.74%	2.00%	1.76%	1.90%	2.10%
30-May-18	48,425,138.29	10.40	1.60%	2.00%	1.76%	1.90%	2.11%
29-May-18	48,326,557.90	10.40	1.46%	1.92%	1.70%	1.87%	2.10%
28-May-18	48,415,879.49	10.40	1.32%	1.86%	1.72%	1.83%	2.09%
27-May-18	48,423,411.20	10.40	1.45%	1.97%	1.72%	1.84%	2.10%
26-May-18	48,420,995.59	10.40	1.48%	2.10%	1.72%	1.76%	2.10%
25-May-18	48,418,546.58	10.40	1.48%	2.13%	1.65%	1.75%	2.10%
24-May-18	48,174,438.61	10.39	1.25%	2.07%	1.60%	1.72%	2.09%
23-May-18	48,108,419.03	10.40	1.43%	2.15%	1.65%	1.74%	2.11%
22-May-18	48,081,154.50	10.39	1.28%	2.06%	1.61%	1.71%	2.10%
21-May-18	47,825,531.96	10.39	1.42%	2.08%	1.66%	1.75%	2.09%
20-May-18	47,433,156.08	10.39	1.44%	2.13%	1.61%	1.79%	2.09%
19-May-18	47,430,841.47	10.39	1.41%	2.13%	1.61%	1.83%	2.09%
18-May-18	47,428,481.65	10.39	1.38%	2.14%	1.60%	1.80%	2.10%
17-May-18	47,289,465.63	10.39	1.32%	2.08%	1.59%	1.79%	2.09%
16-May-18	46,665,059.44	10.39	1.32%	2.08%	1.59%	1.79%	2.09%
15-May-18	46,964,145.22	10.39	1.44%	2.08%	1.60%	1.73%	2.09%
14-May-18	47,051,390.78	10.39	1.43%	1.99%	1.62%	1.74%	2.09%
13-May-18	47,135,144.48	10.39	1.42%	1.87%	1.69%	1.77%	2.09%
12-May-18	47,132,758.98	10.39	1.39%	1.83%	1.70%	1.77%	2.09%
11-May-18	47,130,345.63	10.39	1.40%	1.72%	1.69%	1.92%	2.09%
10-May-18	47,114,668.47	10.39	1.47%	1.69%	1.68%	1.91%	2.09%
9-May-18	50,023,072.17	10.39	1.59%	1.65%	1.65%	1.90%	2.08%
8-May-18	49,987,340.24	10.39	1.86%	1.70%	1.68%	1.92%	2.09%
7-May-18	49,975,300.66	10.39	1.76%	1.55%	1.67%	1.91%	2.09%
6-May-18	49,629,660.57	10.38	1.17%	1.27%	1.46%	1.78%	2.04%

Fecha	Patrimonio neto del Fondo	Valor Cuota	Rentabilidad				
			30 días	60 días	90 días	180 días	365 días
5-May-18	49,627,253.32	10.38	1.20%	1.29%	1.48%	1.78%	2.04%
4-May-18	49,624,846.00	10.38	1.22%	1.30%	1.49%	1.78%	2.03%
3-May-18	49,402,385.56	10.38	1.78%	1.52%	1.66%	1.86%	2.08%
2-May-18	48,444,321.89	10.38	1.91%	1.58%	1.70%	1.87%	2.09%
1-May-18	48,454,653.66	10.39	2.25%	1.76%	1.81%	1.88%	2.12%
30-Apr-18	48,326,824.10	10.39	2.39%	1.82%	1.83%	1.92%	2.13%
29-Apr-18	48,324,284.65	10.39	2.39%	1.91%	1.97%	1.94%	2.13%
28-Apr-18	48,321,745.13	10.39	2.39%	1.86%	2.16%	2.00%	2.13%
27-Apr-18	48,319,205.55	10.38	2.48%	1.85%	2.15%	2.03%	2.13%
26-Apr-18	48,405,033.87	10.38	2.71%	1.73%	2.14%	2.02%	2.13%
25-Apr-18	50,077,386.83	10.38	2.77%	1.73%	2.13%	2.02%	2.12%
24-Apr-18	50,320,829.46	10.38	2.88%	1.77%	2.10%	2.03%	2.13%
23-Apr-18	49,699,469.49	10.38	2.87%	1.79%	2.09%	2.01%	2.14%
22-Apr-18	49,682,503.59	10.38	2.84%	1.78%	2.08%	1.98%	2.13%
21-Apr-18	49,679,892.63	10.38	2.73%	1.70%	2.08%	1.98%	2.13%
20-Apr-18	49,677,281.59	10.38	2.82%	1.69%	2.08%	1.97%	2.13%
19-Apr-18	50,615,711.84	10.38	2.85%	1.70%	2.08%	1.98%	2.14%
18-Apr-18	50,578,326.41	10.38	2.90%	1.71%	2.09%	1.98%	2.14%
17-Apr-18	50,659,697.93	10.38	2.83%	1.72%	2.06%	2.01%	2.13%
16-Apr-18	50,187,258.57	10.38	2.82%	1.74%	2.04%	2.00%	2.13%
15-Apr-18	50,169,990.87	10.38	2.71%	1.71%	2.02%	1.99%	2.12%
14-Apr-18	50,167,401.99	10.38	2.55%	1.82%	2.10%	1.96%	2.12%
13-Apr-18	50,164,775.98	10.38	2.32%	1.83%	1.98%	2.15%	2.12%
12-Apr-18	49,989,496.78	10.38	2.27%	1.83%	1.99%	2.15%	2.13%
11-Apr-18	50,481,687.96	10.38	2.04%	1.83%	1.98%	2.14%	2.13%
10-Apr-18	50,302,372.30	10.38	1.90%	1.78%	1.98%	2.11%	2.13%
9-Apr-18	50,324,902.44	10.37	1.71%	1.67%	1.90%	2.08%	2.12%
8-Apr-18	50,410,544.67	10.37	1.53%	1.62%	1.85%	1.99%	2.10%
7-Apr-18	50,407,995.50	10.37	1.34%	1.60%	1.80%	1.92%	2.10%
6-Apr-18	50,405,493.33	10.37	1.37%	1.63%	1.80%	1.93%	2.10%
5-Apr-18	50,403,217.50	10.37	1.37%	1.64%	1.78%	1.92%	2.10%
4-Apr-18	50,353,555.87	10.37	1.39%	1.62%	1.77%	1.91%	2.11%
3-Apr-18	49,990,885.03	10.37	1.26%	1.58%	1.63%	1.91%	2.10%
2-Apr-18	49,913,753.89	10.37	1.24%	1.56%	1.60%	1.92%	2.08%
1-Apr-18	49,150,364.53	10.37	1.27%	1.54%	1.65%	1.93%	2.08%
31-Mar-18	49,147,848.40	10.37	1.24%	1.74%	1.62%	1.97%	2.08%
30-Mar-18	49,145,332.37	10.37	1.43%	2.03%	1.61%	1.98%	2.10%
29-Mar-18	49,142,816.28	10.36	1.32%	2.02%	1.60%	1.98%	2.09%
28-Mar-18	49,128,850.61	10.36	1.22%	1.96%	1.57%	1.96%	2.09%
27-Mar-18	49,152,933.01	10.36	0.75%	1.82%	1.51%	1.95%	2.06%
26-Mar-18	49,158,181.18	10.36	0.69%	1.70%	1.51%	2.00%	2.05%
25-Mar-18	48,902,622.11	10.36	0.65%	1.69%	1.51%	1.87%	2.05%
24-Mar-18	48,900,164.93	10.36	0.72%	1.68%	1.46%	1.98%	2.05%
23-Mar-18	48,897,688.25	10.36	0.72%	1.68%	1.45%	1.96%	2.06%
22-Mar-18	48,569,028.31	10.36	0.67%	1.74%	1.48%	1.97%	2.07%
21-Mar-18	48,602,390.67	10.36	0.57%	1.69%	1.44%	1.95%	2.06%
20-Mar-18	47,376,400.07	10.36	0.54%	1.67%	1.49%	1.92%	2.07%
19-Mar-18	47,367,281.96	10.36	0.52%	1.61%	1.45%	1.91%	2.07%
18-Mar-18	46,926,514.66	10.36	0.62%	1.63%	1.54%	1.90%	2.07%
17-Mar-18	46,924,147.13	10.36	0.65%	1.66%	1.39%	1.91%	2.07%
16-Mar-18	46,921,779.54	10.36	0.72%	1.78%	1.32%	1.87%	2.08%

Fecha	Patrimonio neto del Fondo	Valor Cuota	Rentabilidad				
			30 días	60 días	90 días	180 días	365 días
15-Mar-18	47,308,211.72	10.36	1.09%	1.69%	1.37%	1.89%	2.09%
14-Mar-18	46,559,538.75	10.36	1.33%	1.79%	1.44%	1.93%	2.11%
13-Mar-18	46,761,948.19	10.36	1.39%	1.82%	1.50%	1.93%	2.12%
12-Mar-18	46,530,674.50	10.36	1.61%	1.98%	1.72%	1.94%	2.13%
11-Mar-18	46,401,455.04	10.36	1.64%	1.98%	1.82%	1.94%	2.13%
10-Mar-18	46,399,190.24	10.36	1.63%	2.01%	1.74%	2.03%	2.13%
9-Mar-18	46,396,909.82	10.36	1.71%	1.92%	1.62%	1.98%	2.14%
8-Mar-18	46,172,949.53	10.36	1.86%	2.01%	1.67%	2.01%	2.17%
7-Mar-18	46,172,847.98	10.36	1.88%	1.99%	1.66%	2.00%	2.16%
6-Mar-18	45,443,670.43	10.36	1.90%	1.97%	1.70%	2.01%	2.17%
5-Mar-18	45,411,838.53	10.36	1.85%	1.78%	1.80%	2.00%	2.15%
4-Mar-18	45,499,983.68	10.36	1.91%	1.77%	1.88%	2.00%	2.16%
3-Mar-18	45,497,760.39	10.36	1.88%	1.83%	1.99%	1.99%	2.16%
2-Mar-18	45,495,537.04	10.36	1.81%	1.79%	2.05%	1.99%	2.16%
1-Mar-18	45,402,808.80	10.36	2.25%	1.79%	2.05%	1.99%	2.19%
28-Feb-18	45,377,884.64	10.35	2.62%	1.69%	1.98%	1.96%	2.14%
27-Feb-18	45,377,452.36	10.35	2.71%	1.74%	2.01%	2.01%	2.16%
26-Feb-18	45,375,208.51	10.35	2.70%	1.78%	1.97%	2.02%	2.16%
25-Feb-18	45,706,753.63	10.35	2.89%	1.91%	2.03%	2.03%	2.17%
24-Feb-18	45,704,510.08	10.35	2.72%	1.94%	1.87%	2.11%	2.17%
23-Feb-18	45,702,239.38	10.35	2.73%	1.86%	1.86%	2.11%	2.18%
22-Feb-18	44,708,091.55	10.35	2.65%	1.82%	1.82%	2.09%	2.17%
21-Feb-18	46,726,686.47	10.35	2.64%	1.80%	1.80%	2.09%	2.17%
20-Feb-18	46,690,429.17	10.35	2.81%	1.88%	1.85%	2.19%	2.18%
19-Feb-18	46,859,138.98	10.35	2.80%	1.96%	1.90%	2.20%	2.19%
18-Feb-18	46,911,034.56	10.35	2.81%	1.91%	1.99%	2.33%	2.19%
17-Feb-18	46,908,867.20	10.35	2.69%	2.00%	2.07%	2.38%	2.18%
16-Feb-18	46,906,699.78	10.35	2.64%	1.78%	1.99%	2.30%	2.19%
15-Feb-18	46,538,301.71	10.35	2.67%	1.66%	1.97%	2.29%	2.19%
14-Feb-18	46,259,872.55	10.35	2.84%	1.61%	1.94%	2.28%	2.18%
13-Feb-18	46,200,474.29	10.35	2.29%	1.50%	1.76%	2.24%	2.16%
12-Feb-18	46,183,140.26	10.35	2.25%	1.54%	1.78%	2.26%	2.17%
11-Feb-18	45,892,597.63	10.35	2.26%	1.77%	1.85%	2.26%	2.17%
10-Feb-18	45,890,494.62	10.34	2.35%	1.89%	1.84%	2.30%	2.17%
9-Feb-18	45,888,391.56	10.34	2.32%	1.79%	2.16%	2.26%	2.17%
8-Feb-18	45,848,237.09	10.34	2.38%	1.60%	2.16%	2.26%	2.17%
7-Feb-18	45,471,274.89	10.34	2.14%	1.56%	2.13%	2.24%	2.19%
6-Feb-18	45,318,322.95	10.34	2.16%	1.56%	2.15%	2.25%	2.18%
5-Feb-18	44,955,927.39	10.34	2.10%	1.61%	2.15%	2.22%	2.18%
4-Feb-18	44,437,053.89	10.34	2.04%	1.76%	2.07%	2.20%	2.17%
3-Feb-18	44,435,352.04	10.34	1.70%	1.85%	2.07%	2.21%	2.17%
2-Feb-18	44,433,650.14	10.34	1.62%	2.02%	2.07%	2.22%	2.17%
1-Feb-18	44,096,253.17	10.34	1.78%	2.12%	2.07%	2.22%	2.17%
31-Jan-18	47,505,645.96	10.34	1.76%	2.15%	2.09%	2.23%	2.17%
30-Jan-18	47,346,484.33	10.34	1.34%	1.93%	1.84%	2.15%	2.15%
29-Jan-18	47,287,525.48	10.33	0.75%	1.63%	1.68%	2.06%	2.10%
28-Jan-18	47,285,887.30	10.33	0.75%	1.59%	1.74%	2.06%	2.10%
27-Jan-18	47,284,249.07	10.33	0.87%	1.57%	1.85%	2.08%	2.10%
26-Jan-18	47,282,610.79	10.33	0.93%	1.34%	1.93%	2.08%	2.10%
25-Jan-18	45,868,851.43	10.33	1.16%	1.42%	1.98%	2.11%	2.12%
24-Jan-18	45,853,101.61	10.33	0.98%	1.39%	1.97%	2.10%	2.12%

Fecha	Patrimonio neto del Fondo	Valor Cuota	Rentabilidad				
			30 días	60 días	90 días	180 días	365 días
23-Jan-18	45,827,711.51	10.33	0.98%	1.38%	1.98%	2.11%	2.14%
22-Jan-18	46,034,944.83	10.33	0.97%	1.37%	1.93%	2.10%	2.13%
21-Jan-18	45,997,061.83	10.33	0.94%	1.43%	1.87%	2.10%	2.13%
20-Jan-18	45,995,379.73	10.33	1.11%	1.55%	1.88%	2.11%	2.12%
19-Jan-18	45,993,697.58	10.33	1.02%	1.68%	1.88%	2.07%	2.13%
18-Jan-18	46,200,504.54	10.33	1.30%	1.62%	1.92%	2.09%	2.14%
17-Jan-18	45,329,461.51	10.33	0.91%	1.64%	1.93%	2.09%	2.13%
16-Jan-18	45,186,649.43	10.33	0.65%	1.60%	1.97%	2.15%	2.13%
15-Jan-18	45,633,043.17	10.32	0.38%	1.32%	1.86%	2.09%	2.11%
14-Jan-18	45,599,726.30	10.33	0.71%	1.53%	2.00%	2.16%	2.13%
13-Jan-18	45,598,074.15	10.33	0.83%	1.63%	1.95%	2.17%	2.13%
12-Jan-18	45,596,413.96	10.33	1.28%	1.63%	2.34%	2.18%	2.13%
11-Jan-18	44,447,597.59	10.32	1.43%	2.04%	2.29%	2.16%	2.11%
10-Jan-18	43,608,095.35	10.32	1.25%	2.05%	2.30%	2.16%	2.11%
9-Jan-18	43,136,812.49	10.32	0.82%	2.02%	2.25%	2.16%	2.11%
8-Jan-18	43,200,204.88	10.32	0.97%	2.13%	2.31%	2.19%	2.13%
7-Jan-18	43,261,587.36	10.32	0.96%	2.15%	2.18%	2.20%	2.13%
6-Jan-18	43,259,984.87	10.32	1.12%	2.07%	2.06%	2.20%	2.12%
5-Jan-18	43,258,382.69	10.32	1.47%	2.07%	2.07%	2.20%	2.12%
4-Jan-18	43,187,026.86	10.33	2.00%	2.23%	2.18%	2.26%	2.15%
3-Jan-18	43,460,158.57	10.33	2.41%	2.27%	2.21%	2.27%	2.16%
2-Jan-18	43,431,018.45	10.32	2.46%	2.19%	2.18%	2.24%	2.16%
1-Jan-18	43,886,025.11	10.32	2.53%	2.07%	2.23%	2.30%	2.17%
31-Dec-17	43,884,327.11	10.32	2.52%	2.13%	2.26%	2.32%	2.17%
30-Dec-17	43,882,686.19	10.32	2.51%	2.21%	2.33%	2.31%	2.17%
29-Dec-17	43,881,045.19	10.32	2.43%	2.38%	2.37%	2.32%	2.17%
28-Dec-17	43,185,259.61	10.32	2.27%	2.44%	2.33%	2.30%	2.16%
27-Dec-17	43,207,009.91	10.32	1.76%	2.41%	2.30%	2.30%	2.16%
26-Dec-17	42,092,431.40	10.32	1.67%	2.37%	2.37%	2.27%	2.16%
25-Dec-17	41,830,241.88	10.32	1.79%	2.45%	2.53%	2.29%	2.18%
24-Dec-17	41,828,728.14	10.32	1.77%	2.39%	2.29%	2.34%	2.18%
23-Dec-17	41,827,201.85	10.32	1.76%	2.32%	2.51%	2.29%	2.17%
22-Dec-17	41,825,675.53	10.32	1.92%	2.34%	2.49%	2.32%	2.18%
21-Dec-17	41,780,638.68	10.32	1.99%	2.25%	2.43%	2.30%	2.16%
20-Dec-17	41,878,932.18	10.32	2.33%	2.30%	2.45%	2.31%	2.17%
19-Dec-17	41,810,866.09	10.32	1.94%	2.20%	2.33%	2.27%	2.16%
18-Dec-17	41,534,260.75	10.32	2.37%	2.51%	2.47%	2.34%	2.20%
17-Dec-17	41,422,477.64	10.32	2.56%	2.58%	2.47%	2.36%	2.22%
16-Dec-17	41,421,069.76	10.32	2.25%	2.62%	2.51%	2.39%	2.21%
15-Dec-17	41,419,644.13	10.32	2.35%	2.56%	2.44%	2.41%	2.25%
14-Dec-17	41,375,402.48	10.32	2.43%	3.07%	2.39%	2.39%	2.20%
13-Dec-17	41,465,610.16	10.32	1.97%	2.82%	2.23%	2.31%	2.16%
12-Dec-17	41,448,220.92	10.31	2.65%	2.69%	2.14%	2.25%	2.14%
11-Dec-17	42,258,665.37	10.31	2.85%	2.75%	2.15%	2.29%	2.17%
10-Dec-17	42,292,644.83	10.32	3.21%	2.95%	2.26%	2.34%	2.20%
9-Dec-17	42,291,118.05	10.32	3.28%	2.77%	2.45%	2.36%	2.20%
8-Dec-17	42,289,591.22	10.32	3.33%	2.58%	2.37%	2.35%	2.20%
7-Dec-17	42,255,772.85	10.31	3.01%	2.52%	2.31%	2.32%	2.19%
6-Dec-17	42,030,585.51	10.31	2.65%	2.34%	2.19%	2.26%	2.16%
5-Dec-17	41,880,542.75	10.31	2.46%	2.25%	2.15%	2.23%	2.14%
4-Dec-17	42,371,096.49	10.31	2.11%	2.10%	2.03%	2.17%	2.12%

Fecha	Patrimonio neto del Fondo	Valor Cuota	Rentabilidad				
			30 días	60 días	90 días	180 días	365 días
3-Dec-17	42,589,443.98	10.30	1.92%	2.04%	1.95%	2.24%	2.11%
2-Dec-17	42,588,106.79	10.30	1.60%	2.10%	1.93%	2.23%	2.10%
1-Dec-17	42,586,769.56	10.30	1.73%	2.21%	1.96%	2.24%	2.11%
30-Nov-17	42,990,529.73	10.30	1.91%	2.27%	1.96%	2.24%	2.11%
29-Nov-17	43,254,530.79	10.30	2.33%	2.30%	1.98%	2.25%	2.12%
28-Nov-17	43,290,127.76	10.30	2.60%	2.32%	2.08%	2.25%	2.12%
27-Nov-17	41,628,342.13	10.31	3.06%	2.68%	2.25%	2.35%	2.17%
26-Nov-17	42,089,252.67	10.31	3.06%	2.85%	2.22%	2.37%	2.16%
25-Nov-17	42,088,753.19	10.31	3.11%	2.52%	2.38%	2.38%	2.16%
24-Nov-17	42,088,030.95	10.31	3.01%	2.85%	2.40%	2.38%	2.16%
23-Nov-17	41,717,184.27	10.31	2.88%	2.82%	2.40%	2.38%	2.17%
22-Nov-17	41,587,596.27	10.30	2.75%	2.73%	2.34%	2.36%	2.15%
21-Nov-17	41,530,808.84	10.30	2.51%	2.61%	2.42%	2.33%	2.14%
20-Nov-17	41,552,839.50	10.30	2.26%	2.38%	2.34%	2.29%	2.13%
19-Nov-17	41,500,556.45	10.30	2.47%	2.49%	2.68%	2.34%	2.14%
18-Nov-17	41,499,011.27	10.30	2.65%	2.40%	2.78%	2.35%	2.14%
17-Nov-17	41,497,450.49	10.30	2.60%	2.45%	2.63%	2.32%	2.14%
16-Nov-17	41,643,969.50	10.30	2.99%	2.49%	2.74%	2.38%	2.17%
15-Nov-17	42,343,352.97	10.30	2.75%	2.44%	2.70%	2.36%	2.16%
14-Nov-17	41,930,430.28	10.30	3.70%	2.33%	2.64%	2.34%	2.14%
13-Nov-17	41,867,840.11	10.30	3.67%	2.32%	2.70%	2.35%	2.16%
12-Nov-17	41,708,126.38	10.29	2.73%	1.77%	2.37%	2.19%	2.08%
11-Nov-17	41,706,873.57	10.29	2.64%	1.76%	2.45%	2.19%	2.08%
10-Nov-17	41,705,400.63	10.29	2.68%	2.04%	2.38%	2.20%	2.08%
9-Nov-17	41,123,579.45	10.29	2.25%	1.88%	2.36%	2.19%	2.07%
8-Nov-17	43,817,710.05	10.29	1.83%	1.85%	2.34%	2.18%	2.05%
7-Nov-17	43,695,521.15	10.29	2.03%	1.92%	2.41%	2.21%	2.06%
6-Nov-17	43,667,327.36	10.29	2.03%	1.96%	2.36%	2.22%	2.09%
5-Nov-17	43,665,941.35	10.29	2.03%	1.96%	2.35%	2.22%	2.08%
4-Nov-17	43,664,544.19	10.29	2.09%	1.93%	2.36%	2.23%	2.08%
3-Nov-17	43,663,147.00	10.29	2.16%	1.92%	2.38%	2.24%	2.09%
2-Nov-17	43,684,438.80	10.29	2.59%	2.11%	2.49%	2.30%	2.12%
1-Nov-17	43,612,138.21	10.29	2.68%	2.04%	2.45%	2.28%	2.14%
31-Oct-17	43,023,496.13	10.29	2.62%	1.95%	2.39%	2.24%	2.12%
30-Oct-17	42,853,071.93	10.28	2.27%	1.90%	2.29%	2.19%	2.07%
29-Oct-17	42,390,324.09	10.28	2.02%	1.81%	2.21%	2.15%	2.05%
28-Oct-17	42,388,894.82	10.28	2.29%	1.76%	2.25%	2.16%	2.05%
27-Oct-17	42,387,459.95	10.28	2.62%	1.99%	2.25%	2.16%	2.06%
26-Oct-17	42,358,444.52	10.28	1.92%	2.00%	2.25%	2.16%	2.06%
25-Oct-17	42,549,438.78	10.28	2.69%	2.06%	2.29%	2.18%	2.13%
24-Oct-17	42,691,677.33	10.28	2.76%	2.12%	2.35%	2.21%	2.15%
23-Oct-17	43,276,099.51	10.28	2.71%	2.34%	2.33%	2.22%	2.14%
22-Oct-17	43,291,965.69	10.28	2.70%	2.35%	2.34%	2.20%	2.14%
21-Oct-17	43,290,480.28	10.28	2.51%	2.75%	2.35%	2.21%	2.14%
20-Oct-17	43,288,981.91	10.28	2.50%	2.89%	2.27%	2.22%	2.14%
19-Oct-17	43,255,649.44	10.28	2.14%	2.58%	2.21%	2.19%	2.13%
18-Oct-17	43,105,670.65	10.28	2.28%	2.61%	2.22%	2.20%	2.13%
17-Oct-17	43,164,722.37	10.28	2.00%	2.57%	2.34%	2.18%	2.06%
16-Oct-17	40,139,207.22	10.28	2.12%	2.65%	2.35%	2.24%	2.02%
15-Oct-17	39,843,615.26	10.27	0.96%	2.15%	2.00%	2.05%	1.92%
14-Oct-17	39,843,615.26	10.27	0.98%	2.17%	2.02%	2.02%	1.92%

Fecha	Patrimonio neto del Fondo	Valor Cuota	Rentabilidad				
			30 días	60 días	90 días	180 días	365 días
13-Oct-17	39,842,023.93	10.27	0.81%	2.28%	2.04%	2.03%	1.91%
12-Oct-17	42,783,733.05	10.27	0.87%	2.22%	2.08%	2.05%	1.94%
11-Oct-17	42,368,480.65	10.27	1.40%	2.20%	2.06%	2.04%	1.93%
10-Oct-17	42,794,688.43	10.27	1.51%	2.38%	2.21%	2.11%	1.92%
9-Oct-17	42,056,954.64	10.27	1.87%	2.58%	2.34%	2.18%	1.95%
8-Oct-17	41,967,504.34	10.27	1.82%	2.49%	2.35%	2.18%	1.95%
7-Oct-17	41,966,021.94	10.27	1.90%	2.48%	2.35%	2.20%	1.95%
6-Oct-17	41,964,539.50	10.27	1.88%	2.50%	2.35%	2.21%	1.96%
5-Oct-17	41,837,179.14	10.27	1.78%	2.50%	2.34%	2.21%	2.08%
4-Oct-17	42,000,673.20	10.27	1.67%	2.46%	2.32%	2.20%	2.06%
3-Oct-17	42,022,485.61	10.27	1.62%	2.41%	2.27%	2.18%	2.08%
2-Oct-17	42,189,757.28	10.26	1.40%	2.29%	2.28%	2.15%	2.04%
1-Oct-17	44,338,888.83	10.26	1.29%	2.26%	2.29%	2.15%	2.03%
30-Sep-17	44,337,769.55	10.26	1.54%	2.26%	2.28%	2.15%	2.03%
29-Sep-17	44,336,650.23	10.26	1.60%	2.33%	2.31%	2.12%	2.08%
28-Sep-17	44,311,043.83	10.26	1.23%	2.20%	2.22%	2.08%	2.02%
27-Sep-17	44,545,412.39	10.26	1.36%	2.04%	2.11%	2.02%	2.00%
26-Sep-17	44,322,576.28	10.26	2.07%	2.39%	2.32%	2.17%	2.06%
25-Sep-17	44,075,910.33	10.26	1.42%	2.08%	2.08%	2.06%	2.03%
24-Sep-17	44,054,250.77	10.26	1.48%	2.10%	2.21%	2.09%	2.03%
23-Sep-17	44,053,196.95	10.26	1.97%	2.13%	2.12%	2.07%	2.03%
22-Sep-17	44,052,143.11	10.26	2.01%	2.14%	2.19%	2.08%	2.02%
21-Sep-17	42,533,995.08	10.26	2.98%	2.12%	2.26%	2.11%	2.04%
20-Sep-17	42,532,929.09	10.26	3.28%	2.13%	2.26%	2.12%	1.99%
19-Sep-17	41,468,945.24	10.26	3.02%	2.22%	2.31%	2.16%	2.02%
18-Sep-17	40,897,099.00	10.26	2.92%	2.38%	2.27%	2.15%	2.05%
17-Sep-17	40,641,372.42	10.26	3.14%	2.43%	2.30%	2.19%	2.07%
16-Sep-17	40,640,320.87	10.26	3.17%	2.50%	2.36%	2.22%	2.07%
15-Sep-17	40,639,269.29	10.26	3.33%	2.51%	2.41%	2.22%	2.10%
14-Sep-17	39,371,780.82	10.26	3.36%	2.55%	2.42%	2.23%	2.11%
13-Sep-17	39,358,101.10	10.26	3.75%	2.64%	2.48%	2.25%	2.14%
12-Sep-17	38,906,215.26	10.26	3.57%	2.66%	2.46%	2.27%	2.12%
11-Sep-17	39,447,035.33	10.25	2.99%	2.41%	2.27%	2.17%	2.09%
10-Sep-17	38,945,790.38	10.26	3.24%	2.54%	2.33%	2.22%	2.11%
9-Sep-17	38,944,774.68	10.26	3.29%	2.58%	2.38%	2.24%	2.11%
8-Sep-17	38,943,746.17	10.26	3.16%	2.58%	2.35%	2.22%	2.11%
7-Sep-17	38,830,106.73	10.25	3.06%	2.55%	2.33%	2.21%	2.06%
6-Sep-17	38,829,113.46	10.25	3.10%	2.56%	2.34%	2.21%	2.06%
5-Sep-17	38,477,740.82	10.25	3.21%	2.60%	2.36%	2.24%	2.09%
4-Sep-17	38,483,015.91	10.25	3.25%	2.59%	2.36%	2.28%	2.08%
3-Sep-17	38,357,934.29	10.25	3.19%	2.69%	2.54%	2.26%	2.07%
2-Sep-17	38,356,907.41	10.25	3.19%	2.76%	2.54%	2.27%	2.08%
1-Sep-17	38,355,854.14	10.25	3.23%	2.74%	2.54%	2.26%	2.07%
31-Aug-17	37,769,112.02	10.25	2.99%	2.65%	2.46%	2.22%	2.06%
30-Aug-17	38,189,775.89	10.25	3.05%	2.64%	2.45%	2.22%	2.13%
29-Aug-17	38,182,014.90	10.25	3.17%	2.69%	2.47%	2.24%	2.13%
28-Aug-17	37,923,224.76	10.25	2.72%	2.43%	2.36%	2.22%	2.03%
27-Aug-17	37,461,635.88	10.25	2.70%	2.39%	2.38%	2.14%	2.03%
26-Aug-17	37,460,454.29	10.24	2.74%	2.55%	2.39%	2.17%	2.03%
25-Aug-17	37,459,272.66	10.24	2.72%	2.41%	2.39%	2.17%	2.10%
24-Aug-17	37,316,975.66	10.24	2.28%	2.26%	2.24%	2.09%	2.03%

Fecha	Patrimonio neto del Fondo	Valor Cuota	Rentabilidad				
			30 días	60 días	90 días	180 días	365 días
23-Aug-17	37,299,097.67	10.24	2.28%	2.26%	2.23%	2.08%	1.99%
22-Aug-17	34,277,635.36	10.23	1.26%	1.87%	1.98%	1.97%	1.93%
21-Aug-17	34,329,018.50	10.23	0.97%	1.70%	1.90%	1.93%	1.92%
20-Aug-17	34,313,129.56	10.23	1.40%	1.91%	2.07%	2.01%	1.95%
19-Aug-17	34,311,946.35	10.23	1.83%	1.86%	2.10%	1.99%	1.96%
18-Aug-17	34,310,742.68	10.23	1.73%	1.94%	2.04%	2.02%	1.99%
17-Aug-17	34,273,779.70	10.23	1.82%	1.98%	2.03%	2.01%	1.99%
16-Aug-17	34,162,918.84	10.23	1.68%	1.91%	1.99%	1.98%	1.98%
15-Aug-17	34,161,779.43	10.23	1.75%	1.92%	2.01%	1.99%	1.98%
14-Aug-17	34,845,147.60	10.23	1.53%	1.77%	1.94%	1.95%	1.96%
13-Aug-17	34,762,039.98	10.23	1.75%	1.88%	2.02%	1.99%	1.98%
12-Aug-17	34,760,893.29	10.23	1.82%	1.84%	2.03%	1.99%	1.98%
11-Aug-17	34,759,746.57	10.23	1.83%	1.92%	2.04%	2.03%	1.96%
10-Aug-17	34,380,432.10	10.23	1.87%	1.85%	2.03%	2.01%	1.94%
9-Aug-17	33,310,427.79	10.23	2.00%	1.92%	2.08%	2.03%	1.97%
8-Aug-17	32,481,879.59	10.23	2.03%	1.94%	2.09%	2.04%	1.99%
7-Aug-17	32,538,908.95	10.23	2.01%	1.93%	2.11%	2.05%	1.93%
6-Aug-17	32,482,480.36	10.23	1.97%	1.89%	2.07%	2.08%	1.92%
5-Aug-17	32,481,343.93	10.23	1.93%	2.18%	2.09%	2.07%	1.92%
4-Aug-17	32,480,193.58	10.23	2.18%	2.17%	2.12%	2.07%	1.92%
3-Aug-17	32,127,787.45	10.23	2.32%	2.18%	2.12%	2.07%	1.92%
2-Aug-17	32,555,702.72	10.23	2.24%	2.17%	2.12%	2.06%	1.92%
1-Aug-17	32,376,528.16	10.22	2.32%	2.17%	2.11%	2.06%	1.92%
31-Jul-17	32,346,592.69	10.22	2.21%	2.09%	2.08%	2.05%	1.91%
30-Jul-17	32,279,682.17	10.22	2.21%	2.15%	2.07%	2.04%	1.92%
29-Jul-17	32,278,380.59	10.22	2.14%	2.19%	2.08%	2.07%	1.92%
28-Jul-17	32,277,078.98	10.22	2.08%	2.20%	2.08%	2.06%	1.92%
27-Jul-17	32,170,139.81	10.22	2.35%	2.18%	2.07%	2.05%	1.92%
26-Jul-17	32,249,879.61	10.22	2.10%	2.20%	2.08%	2.05%	1.93%
25-Jul-17	32,081,807.09	10.22	2.24%	2.19%	2.09%	2.05%	1.93%
24-Jul-17	31,907,635.06	10.22	2.23%	2.20%	2.10%	2.07%	1.93%
23-Jul-17	31,980,925.12	10.22	2.47%	2.34%	2.15%	2.10%	1.95%
22-Jul-17	31,979,860.62	10.22	2.43%	2.38%	2.17%	2.14%	1.96%
21-Jul-17	31,978,783.31	10.22	2.41%	2.42%	2.20%	2.13%	1.96%
20-Jul-17	29,542,815.08	10.22	1.88%	2.12%	2.06%	2.05%	1.93%
19-Jul-17	29,014,206.89	10.22	2.15%	2.18%	2.09%	2.06%	1.94%
18-Jul-17	28,939,650.81	10.22	2.15%	2.13%	2.04%	2.06%	1.94%
17-Jul-17	28,535,366.99	10.22	2.14%	2.15%	2.09%	2.06%	1.94%
16-Jul-17	28,727,906.22	10.21	2.09%	2.14%	2.08%	2.03%	1.94%
15-Jul-17	28,726,744.95	10.21	2.01%	2.14%	2.02%	2.04%	1.94%
14-Jul-17	28,725,569.20	10.21	2.01%	2.14%	2.03%	2.04%	1.94%
13-Jul-17	28,707,037.22	10.21	1.86%	2.13%	2.01%	2.02%	1.94%
12-Jul-17	28,584,669.63	10.21	2.00%	2.13%	2.01%	2.01%	1.94%
11-Jul-17	28,401,001.63	10.21	1.83%	2.10%	1.99%	1.99%	1.94%
10-Jul-17	28,514,856.44	10.21	1.84%	2.09%	2.02%	1.98%	1.95%
9-Jul-17	28,404,439.97	10.21	1.84%	2.13%	2.02%	1.98%	1.95%
8-Jul-17	28,403,163.22	10.21	1.85%	2.10%	2.07%	1.99%	1.95%
7-Jul-17	28,401,855.18	10.21	1.80%	2.13%	2.08%	2.00%	1.96%
6-Jul-17	28,377,404.22	10.21	2.42%	2.18%	2.10%	2.00%	0.00%
5-Jul-17	28,366,459.72	10.21	2.15%	2.06%	2.02%	1.95%	0.00%
4-Jul-17	29,056,425.78	10.21	2.03%	2.01%	1.99%	1.93%	0.00%

Fecha	Patrimonio neto del Fondo	Valor Cuota	Rentabilidad				
			30 días	60 días	90 días	180 días	365 días
3-Jul-17	29,042,468.72	10.21	2.09%	2.01%	2.01%	1.94%	0.00%
2-Jul-17	31,484,040.70	10.21	2.03%	1.99%	2.03%	1.93%	0.00%
1-Jul-17	31,482,653.91	10.20	1.96%	1.98%	2.02%	1.94%	0.00%
30-Jun-17	31,481,247.86	10.20	2.09%	1.99%	1.94%	1.96%	0.00%
29-Jun-17	31,708,202.88	10.20	2.23%	2.03%	1.97%	1.96%	0.00%
28-Jun-17	33,533,800.24	10.20	2.31%	2.06%	1.99%	1.97%	0.00%
27-Jun-17	33,569,562.49	10.20	2.00%	1.91%	1.95%	1.92%	0.00%
26-Jun-17	33,102,360.41	10.20	2.30%	2.08%	2.04%	1.98%	0.00%
25-Jun-17	33,208,908.04	10.20	2.14%	2.02%	2.01%	1.95%	0.00%
24-Jun-17	33,207,445.63	10.20	2.17%	1.97%	1.98%	1.95%	0.00%
23-Jun-17	33,205,974.99	10.20	2.21%	1.99%	1.98%	1.98%	0.00%
22-Jun-17	33,127,941.77	10.20	2.33%	2.05%	2.00%	1.98%	0.00%
21-Jun-17	32,897,150.69	10.20	2.43%	2.07%	2.01%	1.97%	0.00%
20-Jun-17	32,732,465.19	10.20	2.35%	2.12%	2.07%	1.99%	0.00%
19-Jun-17	29,503,410.63	10.20	2.20%	2.02%	2.03%	1.97%	36300.00%
18-Jun-17	29,091,061.85	10.20	2.10%	2.05%	2.01%	1.95%	36200.00%
17-Jun-17	29,089,817.66	10.20	2.16%	2.05%	2.06%	1.95%	36100.00%
16-Jun-17	29,088,566.21	10.20	2.18%	1.96%	2.04%	1.97%	36000.00%
15-Jun-17	29,054,526.16	10.20	2.26%	2.02%	2.08%	1.98%	35900.00%
14-Jun-17	29,053,276.03	10.20	2.27%	2.03%	2.08%	1.97%	35800.00%
13-Jun-17	28,267,740.11	10.20	2.39%	2.07%	2.12%	2.05%	35700.00%
12-Jun-17	28,664,200.89	10.20	2.25%	2.00%	2.07%	1.95%	35600.00%
11-Jun-17	28,631,153.53	10.20	2.36%	2.09%	2.12%	1.97%	35500.00%
10-Jun-17	28,629,950.97	10.20	2.34%	2.10%	2.14%	1.97%	35400.00%
9-Jun-17	28,628,748.38	10.20	2.42%	2.17%	2.10%	2.00%	35300.00%
8-Jun-17	28,532,707.16	10.19	2.36%	2.18%	2.10%	1.99%	35200.00%
7-Jun-17	28,728,676.65	10.19	2.45%	2.21%	2.11%	1.99%	35100.00%
6-Jun-17	27,824,760.18	10.19	1.94%	1.92%	1.95%	1.89%	35000.00%
5-Jun-17	27,864,359.73	10.19	1.97%	1.95%	2.03%	1.90%	34900.00%
4-Jun-17	27,098,518.51	10.19	1.97%	1.95%	2.00%	1.90%	34800.00%
3-Jun-17	27,097,368.49	10.19	1.93%	2.01%	2.03%	1.91%	34700.00%
2-Jun-17	27,096,197.47	10.19	1.95%	2.00%	1.99%	1.92%	34600.00%
1-Jun-17	23,727,538.98	10.19	2.00%	1.92%	2.02%	1.93%	34500.00%
31-May-17	23,723,531.80	10.19	1.89%	1.85%	1.98%	1.90%	34400.00%
30-May-17	23,564,351.89	10.19	1.83%	1.82%	1.96%	1.89%	34300.00%
29-May-17	23,379,951.94	10.18	1.80%	1.91%	2.07%	1.89%	34200.00%
28-May-17	24,086,381.06	10.18	1.81%	1.90%	1.92%	1.89%	34100.00%
27-May-17	24,085,235.37	10.18	1.87%	1.94%	1.97%	1.90%	34000.00%
26-May-17	24,084,072.98	10.18	1.89%	1.88%	1.96%	1.90%	33900.00%
25-May-17	24,214,192.04	10.18	1.77%	1.87%	1.94%	1.88%	33800.00%
24-May-17	24,244,443.03	10.18	1.77%	1.85%	1.91%	1.87%	33700.00%
23-May-17	24,232,620.95	10.18	1.77%	1.82%	1.94%	1.86%	33600.00%
22-May-17	23,947,192.12	10.18	1.70%	1.81%	1.92%	1.85%	33500.00%
21-May-17	23,928,430.79	10.18	1.89%	1.92%	2.00%	1.88%	33400.00%
20-May-17	23,927,322.56	10.18	1.84%	1.95%	1.96%	1.88%	33300.00%
19-May-17	23,926,203.88	10.18	1.99%	2.01%	2.02%	1.90%	33200.00%
18-May-17	23,938,988.83	10.18	1.94%	1.97%	1.98%	1.88%	33100.00%
17-May-17	24,767,194.44	10.18	1.74%	1.96%	1.95%	1.87%	33000.00%
16-May-17	24,819,944.08	10.18	1.78%	1.96%	1.97%	1.87%	32900.00%
15-May-17	24,678,864.53	10.18	1.77%	1.97%	1.97%	1.87%	32800.00%
14-May-17	24,557,691.57	10.18	1.75%	1.96%	1.96%	1.87%	32700.00%

Fecha	Patrimonio neto del Fondo	Valor Cuota	Rentabilidad				
			30 días	60 días	90 días	180 días	365 días
13-May-17	24,556,630.67	10.18	1.75%	1.97%	1.96%	1.87%	32600.00%
12-May-17	24,555,569.74	10.18	1.82%	2.00%	2.02%	1.91%	32500.00%
11-May-17	24,095,901.96	10.18	1.85%	1.96%	2.01%	1.91%	32400.00%
10-May-17	23,374,191.66	10.17	1.91%	1.92%	1.97%	1.88%	32300.00%
9-May-17	23,295,367.38	10.17	2.00%	1.95%	2.00%	1.90%	32200.00%
8-May-17	23,262,496.21	10.17	1.96%	1.97%	2.00%	1.87%	32100.00%
7-May-17	23,205,803.05	10.17	1.90%	2.04%	2.06%	1.84%	32000.00%
6-May-17	23,204,791.67	10.17	1.92%	1.99%	2.04%	1.83%	31900.00%
5-May-17	23,203,776.92	10.17	1.93%	2.03%	2.04%	1.87%	31800.00%
4-May-17	23,269,859.39	10.17	2.09%	2.01%	2.04%	1.88%	31700.00%
3-May-17	24,707,878.28	10.17	2.04%	2.00%	2.02%	1.87%	31600.00%
2-May-17	24,802,984.07	10.17	1.84%	2.01%	2.02%	1.89%	31500.00%
1-May-17	24,586,673.98	10.17	1.81%	2.01%	2.02%	1.89%	31400.00%
30-Apr-17	24,585,630.62	10.17	1.82%	2.18%	2.00%	1.93%	31300.00%
29-Apr-17	24,584,611.29	10.17	2.01%	1.96%	2.06%	1.94%	31200.00%
28-Apr-17	24,583,566.88	10.17	1.99%	2.04%	2.05%	1.88%	31100.00%
27-Apr-17	24,438,178.16	10.17	2.00%	1.99%	2.02%	1.87%	31000.00%
26-Apr-17	23,768,812.00	10.17	1.87%	1.96%	1.99%	1.86%	30900.00%
25-Apr-17	23,720,683.18	10.17	1.97%	1.99%	2.04%	1.89%	30800.00%
24-Apr-17	23,777,503.13	10.17	1.93%	2.04%	2.06%	1.90%	30700.00%
23-Apr-17	23,608,691.94	10.17	1.87%	2.02%	2.02%	2.00%	30600.00%
22-Apr-17	23,607,643.23	10.17	1.93%	2.03%	2.09%	2.01%	30500.00%
21-Apr-17	23,606,594.48	10.17	1.95%	1.98%	2.08%	2.00%	30400.00%
20-Apr-17	23,652,817.39	10.17	2.05%	2.09%	2.08%	2.01%	30300.00%
19-Apr-17	22,919,799.92	10.16	2.03%	1.98%	2.01%	1.98%	30200.00%
18-Apr-17	22,910,852.98	10.16	1.99%	1.95%	2.04%	1.98%	30100.00%
17-Apr-17	22,805,539.15	10.16	2.18%	2.07%	2.10%	2.00%	30000.00%
16-Apr-17	22,721,766.64	10.16	2.14%	2.05%	2.04%	2.00%	29900.00%
15-Apr-17	22,720,758.20	10.16	2.17%	2.05%	2.06%	1.86%	29800.00%
14-Apr-17	22,719,739.73	10.16	2.18%	2.05%	2.05%	1.76%	29700.00%
13-Apr-17	22,718,721.24	10.16	2.19%	2.14%	2.03%	1.76%	29600.00%
12-Apr-17	22,133,089.08	10.16	2.19%	2.08%	2.00%	1.74%	29500.00%
11-Apr-17	21,190,804.02	10.16	2.06%	2.05%	1.97%	1.72%	29400.00%
10-Apr-17	21,198,312.76	10.16	1.93%	2.00%	1.90%	1.74%	29300.00%
9-Apr-17	22,097,719.33	10.16	1.90%	2.00%	1.88%	1.71%	29200.00%
8-Apr-17	22,096,678.03	10.16	1.97%	2.12%	1.90%	1.62%	29100.00%
7-Apr-17	22,095,631.60	10.16	2.17%	2.09%	1.92%	1.63%	29000.00%
6-Apr-17	22,005,623.71	10.16	2.06%	2.08%	1.90%	1.63%	28900.00%
5-Apr-17	21,645,442.22	10.16	2.14%	2.06%	1.88%	1.62%	28800.00%
4-Apr-17	21,604,234.15	10.15	1.92%	1.98%	1.83%	1.63%	28700.00%
3-Apr-17	21,598,964.08	10.15	1.96%	1.97%	1.84%	1.87%	28600.00%
2-Apr-17	21,681,065.66	10.16	2.19%	2.11%	1.92%	1.88%	28500.00%
1-Apr-17	21,680,044.09	10.16	2.19%	2.08%	1.94%	1.93%	28400.00%
31-Mar-17	21,679,022.49	10.15	2.54%	2.17%	1.98%	1.89%	28300.00%
30-Mar-17	20,912,756.44	10.15	1.90%	2.05%	1.90%	1.86%	28200.00%
29-Mar-17	20,915,645.35	10.15	2.09%	2.04%	1.89%	1.86%	28100.00%
28-Mar-17	21,110,994.68	10.15	1.98%	1.99%	1.87%	1.93%	28000.00%
27-Mar-17	21,102,978.26	10.15	2.05%	2.06%	1.93%	1.87%	27900.00%
26-Mar-17	21,082,588.73	10.15	2.00%	2.11%	1.93%	1.89%	27800.00%
25-Mar-17	21,081,568.41	10.15	2.15%	2.08%	1.93%	1.90%	27700.00%
24-Mar-17	21,080,525.13	10.15	2.17%	2.18%	1.99%	1.93%	27600.00%

Fecha	Patrimonio neto del Fondo	Valor Cuota	Rentabilidad				
			30 días	60 días	90 días	180 días	365 días
23-Mar-17	21,022,004.94	10.15	2.13%	2.14%	1.94%	1.92%	27500.00%
22-Mar-17	20,504,918.18	10.15	2.01%	2.10%	1.91%	1.91%	27400.00%
21-Mar-17	20,531,564.32	10.15	2.13%	2.04%	1.90%	1.87%	27300.00%
20-Mar-17	20,517,148.68	10.15	1.93%	2.02%	1.85%	1.86%	27200.00%
19-Mar-17	20,525,077.83	10.15	1.91%	2.04%	1.87%	1.75%	27100.00%
18-Mar-17	20,524,085.87	10.15	1.95%	1.97%	1.87%	1.79%	27000.00%
17-Mar-17	20,523,093.87	10.15	1.95%	2.01%	1.90%	1.86%	26900.00%
16-Mar-17	19,689,046.83	10.14	1.93%	1.97%	1.87%	1.85%	26800.00%
15-Mar-17	19,661,075.11	10.14	1.93%	1.94%	1.85%	1.85%	26700.00%
14-Mar-17	19,638,664.80	10.14	2.08%	1.92%	1.98%	1.90%	26600.00%
13-Mar-17	19,638,497.28	10.14	1.97%	1.85%	1.80%	1.91%	26500.00%
12-Mar-17	19,647,736.38	10.14	2.03%	1.87%	1.85%	1.95%	26400.00%
11-Mar-17	19,646,815.09	10.14	2.07%	1.86%	1.84%	1.91%	26300.00%
10-Mar-17	19,645,893.78	10.14	2.11%	1.89%	1.90%	1.95%	26200.00%
9-Mar-17	18,852,452.35	10.14	2.26%	1.87%	1.85%	1.93%	26100.00%
8-Mar-17	19,098,642.65	10.14	2.01%	1.75%	1.77%	1.90%	26000.00%
7-Mar-17	19,086,565.35	10.14	2.10%	1.78%	1.80%	1.90%	25900.00%
6-Mar-17	18,881,789.21	10.14	1.98%	1.72%	1.79%	1.79%	25800.00%
5-Mar-17	18,795,022.04	10.14	2.03%	1.77%	1.82%	1.81%	25700.00%
4-Mar-17	18,794,109.05	10.14	1.99%	1.77%	1.83%	1.87%	25600.00%
3-Mar-17	18,793,196.02	10.14	2.04%	1.81%	1.86%	1.83%	25500.00%
2-Mar-17	18,258,847.08	10.14	1.96%	1.85%	1.84%	1.82%	25400.00%
1-Mar-17	17,483,252.68	10.13	1.78%	1.66%	1.71%	1.76%	25300.00%
28-Feb-17	17,712,922.27	10.14	2.20%	1.86%	1.87%	1.83%	25200.00%
27-Feb-17	17,651,274.80	10.13	1.99%	1.79%	1.81%	1.82%	25100.00%
26-Feb-17	17,651,041.39	10.13	1.99%	1.83%	1.83%	1.96%	25000.00%
25-Feb-17	17,650,807.91	10.13	2.07%	1.86%	1.85%	1.96%	24900.00%
24-Feb-17	17,650,575.19	10.13	2.22%	1.89%	1.87%	1.85%	24800.00%
23-Feb-17	17,614,400.11	10.13	2.01%	1.89%	1.80%	1.82%	24700.00%
22-Feb-17	17,237,650.05	10.13	2.19%	1.84%	1.77%	1.81%	24600.00%
21-Feb-17	17,211,603.56	10.13	2.15%	1.80%	1.76%	1.95%	24500.00%
20-Feb-17	17,897,742.85	10.13	2.18%	1.85%	1.80%	1.90%	24400.00%
19-Feb-17	17,826,365.22	10.13	1.95%	1.77%	1.74%	1.80%	24300.00%
18-Feb-17	17,826,514.35	10.13	2.11%	1.80%	1.77%	1.81%	24200.00%
17-Feb-17	17,826,664.78	10.13	2.16%	1.83%	1.84%	1.85%	24100.00%
16-Feb-17	16,721,904.45	10.13	1.98%	1.87%	1.80%	1.84%	24000.00%
15-Feb-17	16,652,214.28	10.13	2.06%	1.84%	1.78%	1.84%	23900.00%
14-Feb-17	16,678,241.26	10.13	2.00%	1.80%	1.78%	1.90%	23800.00%
13-Feb-17	16,694,854.03	10.13	1.95%	2.00%	1.78%	1.91%	23700.00%
12-Feb-17	16,664,503.89	10.13	1.75%	1.68%	1.72%	1.87%	23600.00%
11-Feb-17	16,664,473.18	10.13	1.72%	1.72%	1.75%	1.88%	23500.00%
10-Feb-17	16,664,443.29	10.13	1.72%	1.73%	1.83%	1.89%	23400.00%
9-Feb-17	16,548,980.03	10.12	1.65%	1.80%	1.81%	1.88%	23300.00%
8-Feb-17	16,543,445.85	10.12	1.66%	1.75%	1.78%	1.87%	23200.00%
7-Feb-17	16,927,399.70	10.12	1.49%	1.62%	1.72%	1.80%	23100.00%
6-Feb-17	16,967,746.87	10.12	1.48%	1.64%	1.68%	1.77%	23000.00%
5-Feb-17	17,182,124.11	10.12	1.45%	1.66%	1.64%	1.80%	22900.00%
4-Feb-17	17,181,978.10	10.12	1.46%	1.68%	1.63%	1.83%	22800.00%
3-Feb-17	17,181,818.46	10.12	1.51%	1.71%	1.74%	1.73%	22700.00%
2-Feb-17	17,119,847.71	10.12	1.55%	1.78%	1.75%	1.73%	22600.00%
1-Feb-17	17,083,314.81	10.12	1.58%	1.73%	1.72%	1.72%	22500.00%

Fecha	Patrimonio neto del Fondo	Valor Cuota	Rentabilidad				
			30 días	60 días	90 días	180 días	365 días
31-Jan-17	17,131,354.32	10.12	1.74%	1.74%	1.78%	1.73%	22400.00%
30-Jan-17	17,710,628.45	10.12	1.53%	1.67%	1.72%	1.70%	22300.00%
29-Jan-17	17,710,435.48	10.12	1.52%	1.69%	1.82%	1.71%	22200.00%
28-Jan-17	17,710,223.60	10.12	1.58%	1.72%	1.84%	1.71%	22100.00%
27-Jan-17	17,710,011.71	10.12	1.67%	1.75%	1.75%	1.72%	22000.00%
26-Jan-17	17,640,464.23	10.12	1.65%	1.73%	1.73%	1.72%	21900.00%
25-Jan-17	17,598,918.94	10.12	1.55%	1.65%	1.68%	1.70%	21800.00%
24-Jan-17	17,559,292.94	10.12	1.77%	1.65%	1.74%	1.72%	21700.00%
23-Jan-17	17,557,742.46	10.11	1.49%	1.55%	1.68%	1.69%	21600.00%
22-Jan-17	17,566,287.82	10.11	1.44%	1.56%	1.92%	1.70%	21500.00%
21-Jan-17	17,566,389.91	10.11	1.51%	1.59%	1.96%	1.71%	21400.00%
20-Jan-17	17,566,493.06	10.11	1.57%	1.63%	1.97%	1.73%	21300.00%
19-Jan-17	17,567,395.11	10.11	1.49%	1.65%	1.93%	1.72%	21200.00%
18-Jan-17	17,634,788.43	10.11	1.50%	1.63%	1.93%	1.73%	21100.00%
17-Jan-17	17,648,321.86	10.11	1.75%	1.67%	1.98%	1.76%	21000.00%
16-Jan-17	17,714,291.57	10.11	1.61%	1.64%	1.94%	1.75%	20900.00%
15-Jan-17	17,403,256.98	10.11	1.60%	1.66%	1.97%	1.76%	20800.00%
14-Jan-17	17,403,163.42	10.11	2.04%	1.68%	1.69%	1.77%	20700.00%
13-Jan-17	17,402,775.05	10.11	1.61%	1.71%	1.50%	1.78%	20600.00%
12-Jan-17	17,395,158.76	10.11	1.71%	1.85%	1.52%	1.80%	20500.00%
11-Jan-17	17,255,908.45	10.11	1.74%	1.87%	1.53%	1.82%	20400.00%
10-Jan-17	17,261,446.18	10.11	1.95%	1.86%	1.50%	1.83%	20300.00%
9-Jan-17	17,233,040.15	10.11	1.85%	1.85%	1.57%	1.83%	20200.00%
8-Jan-17	17,231,491.71	10.11	1.74%	1.74%	1.52%	1.82%	20100.00%
7-Jan-17	17,231,336.10	10.11	1.78%	1.71%	1.35%	1.84%	20000.00%
6-Jan-17	17,231,147.65	10.11	1.87%	1.70%	1.38%	1.85%	19900.00%
5-Jan-17	16,913,498.42	10.11	1.91%	1.85%	1.38%	1.86%	19800.00%
4-Jan-17	17,386,128.22	10.11	1.91%	1.83%	1.38%	1.86%	19700.00%
3-Jan-17	17,568,097.46	10.11	2.00%	1.82%	1.43%	1.87%	19600.00%
2-Jan-17	17,638,469.91	10.11	1.88%	1.84%	1.87%	1.86%	19500.00%
1-Jan-17	17,641,120.17	10.11	1.74%	1.79%	1.79%	1.85%	19400.00%
31-Dec-16	17,640,964.33	10.11	1.81%	1.93%	1.90%	1.86%	19300.00%
30-Dec-16	17,640,804.67	10.11	1.85%	1.97%	1.83%	1.87%	19200.00%
29-Dec-16	17,440,933.87	10.10	1.85%	1.81%	1.82%	1.88%	19100.00%
28-Dec-16	17,180,256.73	10.10	1.82%	1.77%	1.81%	1.87%	19000.00%
27-Dec-16	17,097,743.99	10.10	1.81%	1.75%	1.97%	1.89%	18900.00%
26-Dec-16	17,022,214.95	10.10	1.74%	1.79%	1.81%	1.89%	18800.00%
25-Dec-16	16,940,674.66	10.10	1.52%	1.73%	1.80%	1.87%	18700.00%
24-Dec-16	16,940,968.76	10.10	1.61%	2.11%	1.84%	1.89%	18600.00%
23-Dec-16	16,941,264.45	10.10	1.68%	2.18%	1.94%	1.91%	18500.00%
22-Dec-16	16,866,649.64	10.10	1.68%	2.16%	1.93%	1.91%	18400.00%
21-Dec-16	17,050,997.33	10.10	1.68%	2.14%	1.92%	1.91%	18300.00%
20-Dec-16	17,026,572.77	10.10	1.82%	2.12%	1.85%	1.93%	18200.00%
19-Dec-16	16,922,414.28	10.10	1.76%	2.13%	1.87%	1.98%	18100.00%
18-Dec-16	16,686,816.67	10.10	1.58%	2.06%	1.60%	0.00%	18000.00%
17-Dec-16	16,686,903.06	10.10	1.66%	2.11%	1.71%	0.00%	17900.00%
16-Dec-16	16,686,990.38	10.10	1.71%	1.71%	1.86%	0.00%	17800.00%
15-Dec-16	16,749,814.00	10.09	1.32%	1.21%	1.72%	0.00%	17700.00%
14-Dec-16	16,659,927.24	10.10	1.80%	1.43%	1.87%	0.00%	17600.00%
13-Dec-16	16,523,086.51	10.10	1.99%	1.41%	1.97%	0.00%	17500.00%
12-Dec-16	16,406,521.40	10.10	1.98%	1.36%	2.03%	0.00%	17400.00%

Fecha	Patrimonio neto del Fondo	Valor Cuota	Rentabilidad				
			30 días	60 días	90 días	180 días	365 días
11-Dec-16	16,430,866.22	10.09	1.76%	1.40%	2.01%	0.00%	17300.00%
10-Dec-16	16,430,769.85	10.09	1.85%	1.37%	1.94%	0.00%	17200.00%
9-Dec-16	16,430,673.85	10.09	1.74%	1.12%	2.04%	0.00%	17100.00%
8-Dec-16	16,416,181.73	10.09	1.62%	1.15%	2.04%	0.00%	17000.00%
7-Dec-16	16,336,211.56	10.09	1.52%	1.12%	2.02%	0.00%	16900.00%
6-Dec-16	16,023,440.53	10.09	1.79%	1.11%	1.99%	0.00%	16800.00%
5-Dec-16	15,135,518.60	10.09	1.75%	1.18%	1.79%	0.00%	16700.00%
4-Dec-16	15,455,129.95	10.09	1.64%	1.83%	1.77%	0.00%	16600.00%
3-Dec-16	15,454,955.14	10.09	1.79%	1.78%	1.89%	0.00%	16500.00%
2-Dec-16	15,454,780.56	10.09	1.84%	1.94%	1.83%	0.00%	16400.00%
1-Dec-16	14,819,704.26	10.09	2.06%	1.80%	1.82%	0.00%	16300.00%
30-Nov-16	14,773,797.38	10.09	2.09%	1.81%	1.82%	0.00%	16200.00%
29-Nov-16	14,242,940.01	10.09	1.76%	1.80%	1.79%	0.00%	16100.00%
28-Nov-16	14,502,808.67	10.09	1.72%	2.03%	1.81%	0.00%	16000.00%
27-Nov-16	14,496,639.68	10.09	1.68%	1.81%	2.10%	0.00%	15900.00%
26-Nov-16	14,496,671.70	10.09	1.84%	1.90%	2.09%	0.00%	15800.00%
25-Nov-16	14,496,704.30	10.09	1.94%	1.95%	1.87%	0.00%	15700.00%
24-Nov-16	14,510,148.04	10.09	2.61%	2.05%	1.86%	0.00%	15600.00%
23-Nov-16	14,536,404.28	10.09	2.67%	2.04%	1.85%	0.00%	15500.00%
22-Nov-16	14,513,215.17	10.09	2.63%	2.02%	2.14%	0.00%	15400.00%
21-Nov-16	14,452,557.01	10.09	2.59%	1.93%	1.99%	0.00%	15300.00%
20-Nov-16	14,450,432.64	10.08	2.43%	1.88%	1.81%	0.00%	15200.00%
19-Nov-16	14,450,470.04	10.08	2.51%	1.57%	1.83%	0.00%	15100.00%
18-Nov-16	14,450,508.26	10.08	2.53%	1.72%	1.90%	0.00%	15000.00%
17-Nov-16	14,367,948.84	10.08	2.55%	1.92%	1.90%	0.00%	14900.00%
16-Nov-16	14,370,527.99	10.08	1.70%	1.91%	1.90%	0.00%	14800.00%
15-Nov-16	14,422,812.91	10.08	1.10%	1.91%	2.02%	0.00%	14700.00%
14-Nov-16	14,375,365.02	10.08	1.05%	2.05%	2.03%	0.00%	14600.00%
13-Nov-16	15,429,996.61	10.08	0.83%	2.02%	1.95%	0.00%	14500.00%
12-Nov-16	15,429,661.61	10.08	0.73%	2.10%	1.95%	0.00%	14400.00%
11-Nov-16	15,429,618.81	10.08	1.04%	1.99%	1.97%	0.00%	14300.00%
10-Nov-16	15,294,292.96	10.08	0.89%	2.09%	1.95%	0.00%	14200.00%
9-Nov-16	16,282,014.00	10.08	0.51%	2.17%	2.00%	0.00%	14100.00%
8-Nov-16	16,206,846.45	10.08	0.67%	2.22%	1.98%	0.00%	14000.00%
7-Nov-16	16,216,801.89	10.08	0.72%	2.21%	1.93%	0.00%	13900.00%
6-Nov-16	16,207,247.06	10.08	0.44%	1.79%	1.89%	0.00%	13800.00%
5-Nov-16	16,206,795.68	10.08	0.61%	1.81%	1.96%	0.00%	13700.00%
4-Nov-16	16,206,344.25	10.08	2.02%	1.99%	1.73%	0.00%	13600.00%
3-Nov-16	15,685,857.80	10.08	1.76%	1.82%	1.69%	0.00%	13500.00%
2-Nov-16	15,643,686.26	10.08	2.04%	1.81%	1.68%	0.00%	13400.00%
1-Nov-16	14,844,415.77	10.07	1.55%	1.69%	1.59%	0.00%	13300.00%
31-Oct-16	15,270,937.05	10.07	1.52%	1.63%	1.58%	0.00%	13200.00%
30-Oct-16	15,228,856.83	10.07	1.85%	1.83%	1.70%	0.00%	13100.00%
29-Oct-16	15,228,464.72	10.07	2.34%	2.27%	1.70%	0.00%	13000.00%
28-Oct-16	15,228,055.79	10.07	1.94%	2.25%	1.70%	0.00%	12900.00%
27-Oct-16	13,904,176.45	10.07	1.96%	1.85%	1.68%	0.00%	12800.00%
26-Oct-16	14,064,297.85	10.07	1.95%	1.81%	1.68%	0.00%	12700.00%
25-Oct-16	13,291,319.04	10.07	1.50%	1.46%	1.46%	0.00%	12600.00%
24-Oct-16	12,699,242.63	10.06	1.40%	1.85%	1.45%	0.00%	12500.00%
23-Oct-16	12,647,779.06	10.06	1.42%	1.66%	1.47%	0.00%	12400.00%
22-Oct-16	12,647,508.15	10.06	1.26%	1.47%	1.49%	0.00%	12300.00%

Fecha	Patrimonio neto del Fondo	Valor Cuota	Rentabilidad				
			30 días	60 días	90 días	180 días	365 días
21-Oct-16	12,647,228.99	10.06	1.34%	1.48%	1.51%	0.00%	12200.00%
20-Oct-16	12,127,771.84	10.06	0.63%	1.56%	1.51%	0.00%	12100.00%
19-Oct-16	10,936,721.90	10.06	0.92%	1.57%	1.53%	0.00%	12000.00%
18-Oct-16	10,892,298.86	10.06	1.28%	1.55%	1.54%	0.00%	11900.00%
17-Oct-16	10,727,017.17	10.07	2.13%	2.16%	1.84%	0.00%	11800.00%
16-Oct-16	10,669,192.88	10.07	2.71%	2.50%	2.05%	0.00%	11700.00%
15-Oct-16	10,668,894.14	10.07	3.04%	2.48%	2.07%	0.00%	11600.00%
14-Oct-16	10,668,595.40	10.07	3.21%	2.48%	2.09%	0.00%	11500.00%
13-Oct-16	10,044,921.67	10.07	3.47%	2.55%	2.14%	0.00%	11400.00%
12-Oct-16	9,880,150.96	10.07	2.95%	2.42%	2.07%	0.00%	11300.00%
11-Oct-16	9,857,762.74	10.07	3.29%	2.46%	2.11%	0.00%	11200.00%
10-Oct-16	9,868,955.32	10.08	3.82%	2.65%	2.31%	0.00%	11100.00%
9-Oct-16	9,816,539.45	10.07	3.77%	2.51%	2.30%	0.00%	11000.00%
8-Oct-16	9,816,201.96	10.07	3.70%	2.60%	2.32%	0.00%	10900.00%
7-Oct-16	9,815,864.47	10.07	3.15%	2.69%	2.34%	0.00%	10800.00%
6-Oct-16	9,786,411.21	10.07	3.00%	2.27%	2.30%	0.00%	10700.00%
5-Oct-16	9,742,453.88	10.06	1.95%	1.57%	1.83%	0.00%	10600.00%
4-Oct-16	9,738,827.78	10.06	1.88%	1.64%	1.90%	0.00%	10500.00%
3-Oct-16	9,699,367.31	10.06	1.59%	1.49%	1.81%	0.00%	10400.00%
2-Oct-16	9,497,466.45	10.06	1.82%	1.60%	1.91%	0.00%	10300.00%
1-Oct-16	9,496,983.44	10.06	1.74%	1.61%	1.91%	0.00%	10200.00%
30-Sep-16	9,496,485.92	10.06	1.82%	1.61%	1.92%	0.00%	10100.00%
29-Sep-16	9,329,962.20	10.05	2.20%	1.36%	1.77%	0.00%	10000.00%
28-Sep-16	9,278,207.61	10.06	2.55%	1.59%	1.92%	0.00%	9900.00%
27-Sep-16	9,532,533.08	10.06	1.73%	1.55%	1.91%	0.00%	9800.00%
26-Sep-16	9,489,878.07	10.06	1.67%	1.55%	1.91%	0.00%	9700.00%
25-Sep-16	9,485,378.00	10.05	1.42%	1.45%	1.86%	0.00%	9600.00%
24-Sep-16	9,485,158.09	10.05	2.30%	1.48%	1.88%	0.00%	9500.00%
23-Sep-16	9,484,938.33	10.05	1.91%	1.51%	1.90%	0.00%	9400.00%
22-Sep-16	9,608,634.70	10.05	1.69%	1.62%	1.98%	0.00%	9300.00%
21-Sep-16	9,520,480.54	10.05	1.63%	1.61%	1.96%	0.00%	9200.00%
20-Sep-16	9,456,102.56	10.06	2.49%	1.96%	2.23%	0.00%	9100.00%
19-Sep-16	9,445,850.62	10.06	2.23%	1.86%	2.25%	0.00%	9000.00%
18-Sep-16	9,761,552.12	10.05	1.81%	1.67%	0.00%	0.00%	8900.00%
17-Sep-16	9,761,262.67	10.05	2.20%	1.70%	0.00%	0.00%	8800.00%
16-Sep-16	9,760,973.22	10.05	2.28%	1.72%	0.00%	0.00%	8700.00%
15-Sep-16	9,737,737.65	10.05	1.91%	1.58%	0.00%	0.00%	8600.00%
14-Sep-16	9,589,234.12	10.05	1.75%	1.52%	0.00%	0.00%	8500.00%
13-Sep-16	9,511,421.87	10.04	1.63%	1.48%	0.00%	0.00%	8400.00%
12-Sep-16	9,498,033.61	10.05	1.88%	1.63%	0.00%	0.00%	8300.00%
11-Sep-16	9,378,483.15	10.04	1.63%	1.52%	0.00%	0.00%	8200.00%
10-Sep-16	9,378,138.68	10.04	1.46%	1.54%	0.00%	0.00%	8100.00%
9-Sep-16	9,377,809.19	10.04	1.26%	1.57%	0.00%	0.00%	8000.00%
8-Sep-16	9,347,783.06	10.04	1.48%	1.62%	0.00%	0.00%	7900.00%
7-Sep-16	9,267,787.59	10.05	2.23%	1.92%	0.00%	0.00%	7800.00%
6-Sep-16	8,838,204.30	10.05	1.53%	1.93%	0.00%	0.00%	7700.00%
5-Sep-16	8,872,405.95	10.04	1.18%	1.78%	0.00%	0.00%	7600.00%
4-Sep-16	8,906,742.58	10.05	1.40%	1.91%	0.00%	0.00%	7500.00%
3-Sep-16	8,906,398.66	10.04	1.38%	1.93%	0.00%	0.00%	7400.00%
2-Sep-16	8,906,054.75	10.04	1.38%	1.95%	0.00%	0.00%	7300.00%
1-Sep-16	8,894,164.78	10.04	1.49%	2.00%	0.00%	0.00%	7200.00%

Fecha	Patrimonio neto del Fondo	Valor Cuota	Rentabilidad				
			30 días	60 días	90 días	180 días	365 días
31-Aug-16	8,863,397.44	10.04	1.39%	1.97%	0.00%	0.00%	7100.00%
30-Aug-16	8,889,232.52	10.04	0.53%	1.56%	0.00%	0.00%	7000.00%
29-Aug-16	8,888,208.53	10.04	0.64%	1.64%	0.00%	0.00%	6900.00%
28-Aug-16	8,752,016.10	10.04	1.36%	2.01%	0.00%	0.00%	6800.00%
27-Aug-16	8,751,839.24	10.04	1.42%	2.06%	0.00%	0.00%	6700.00%
26-Aug-16	8,751,662.50	10.04	1.48%	2.09%	0.00%	0.00%	6600.00%
25-Aug-16	8,708,774.61	10.03	0.66%	1.68%	0.00%	0.00%	6500.00%
24-Aug-16	8,665,613.32	10.04	1.10%	1.90%	0.00%	0.00%	6400.00%
23-Aug-16	8,625,667.50	10.04	1.54%	2.11%	0.00%	0.00%	6300.00%
22-Aug-16	8,617,743.12	10.04	1.58%	2.16%	0.00%	0.00%	6200.00%
21-Aug-16	8,541,319.51	10.04	1.44%	2.23%	0.00%	0.00%	6100.00%
20-Aug-16	8,541,001.70	10.04	1.49%	0.00%	0.00%	0.00%	6000.00%
19-Aug-16	8,540,670.02	10.04	1.53%	0.00%	0.00%	0.00%	5900.00%
18-Aug-16	8,535,292.47	10.03	1.19%	0.00%	0.00%	0.00%	5800.00%
17-Aug-16	8,531,183.94	10.03	1.17%	0.00%	0.00%	0.00%	5700.00%
16-Aug-16	8,516,174.56	10.03	1.25%	0.00%	0.00%	0.00%	5600.00%
15-Aug-16	8,515,862.68	10.03	1.29%	0.00%	0.00%	0.00%	5500.00%
14-Aug-16	8,442,155.01	10.03	1.32%	0.00%	0.00%	0.00%	5400.00%
13-Aug-16	8,441,861.00	10.03	1.37%	0.00%	0.00%	0.00%	5300.00%
12-Aug-16	8,441,558.31	10.03	1.41%	0.00%	0.00%	0.00%	5200.00%
11-Aug-16	8,292,715.12	10.03	1.62%	0.00%	0.00%	0.00%	5100.00%
10-Aug-16	8,059,770.77	10.03	1.88%	0.00%	0.00%	0.00%	5000.00%
9-Aug-16	8,073,249.75	10.03	1.76%	0.00%	0.00%	0.00%	4900.00%
8-Aug-16	5,643,781.24	10.03	1.61%	0.00%	0.00%	0.00%	4800.00%
7-Aug-16	5,641,456.51	10.03	2.33%	0.00%	0.00%	0.00%	4700.00%
6-Aug-16	5,641,242.07	10.03	2.38%	0.00%	0.00%	0.00%	4600.00%
5-Aug-16	5,641,027.26	10.03	2.42%	0.00%	0.00%	0.00%	4500.00%
4-Aug-16	5,618,131.39	10.03	2.49%	0.00%	0.00%	0.00%	4400.00%
3-Aug-16	5,607,455.37	10.03	2.51%	0.00%	0.00%	0.00%	4300.00%
2-Aug-16	4,184,302.57	10.03	2.51%	0.00%	0.00%	0.00%	4200.00%
1-Aug-16	4,154,347.76	10.03	2.55%	0.00%	0.00%	0.00%	4100.00%
31-Jul-16	4,149,873.91	10.03	2.58%	0.00%	0.00%	0.00%	4000.00%
30-Jul-16	4,149,581.93	10.03	2.65%	0.00%	0.00%	0.00%	3900.00%
29-Jul-16	4,149,289.95	10.03	2.65%	0.00%	0.00%	0.00%	3800.00%
28-Jul-16	4,129,077.33	10.03	2.69%	0.00%	0.00%	0.00%	3700.00%
27-Jul-16	4,094,762.31	10.03	2.69%	0.00%	0.00%	0.00%	3600.00%
26-Jul-16	4,084,421.86	10.03	2.70%	0.00%	0.00%	0.00%	3500.00%
25-Jul-16	4,129,187.10	10.03	2.69%	0.00%	0.00%	0.00%	3400.00%
24-Jul-16	4,126,638.41	10.03	2.68%	0.00%	0.00%	0.00%	3300.00%
23-Jul-16	4,126,352.94	10.03	2.74%	0.00%	0.00%	0.00%	3200.00%
22-Jul-16	4,126,060.53	10.03	3.02%	0.00%	0.00%	0.00%	3100.00%
21-Jul-16	3,730,267.82	10.02	n.a.	0.00%	0.00%	0.00%	3000.00%
20-Jul-16	3,718,102.75	10.02	n.a.	0.00%	0.00%	0.00%	2900.00%
19-Jul-16	3,684,052.75	10.02	n.a.	0.00%	0.00%	0.00%	2800.00%
18-Jul-16	3,634,593.48	10.02	n.a.	0.00%	0.00%	0.00%	2700.00%
17-Jul-16	3,614,636.45	10.02	n.a.	0.00%	0.00%	0.00%	2600.00%
16-Jul-16	3,614,376.41	10.02	n.a.	0.00%	0.00%	0.00%	2500.00%
15-Jul-16	3,614,116.37	10.02	n.a.	0.00%	0.00%	0.00%	2400.00%
14-Jul-16	3,510,742.33	10.02	n.a.	0.00%	0.00%	0.00%	2300.00%
13-Jul-16	3,266,087.13	10.02	n.a.	0.00%	0.00%	0.00%	2200.00%
12-Jul-16	3,224,368.32	10.02	n.a.	0.00%	0.00%	0.00%	2100.00%

Fecha	Patrimonio neto del Fondo	Valor Cuota	Rentabilidad				
			30 días	60 días	90 días	180 días	365 días
11-Jul-16	2,869,758.18	10.02	n.a.	0.00%	0.00%	0.00%	2000.00%
10-Jul-16	2,809,859.12	10.02	n.a.	0.00%	0.00%	0.00%	1900.00%
9-Jul-16	2,809,660.40	10.02	n.a.	0.00%	0.00%	0.00%	1800.00%
8-Jul-16	2,809,461.68	10.01	n.a.	0.00%	0.00%	0.00%	1700.00%
7-Jul-16	2,678,180.94	10.01	n.a.	0.00%	0.00%	0.00%	1600.00%
6-Jul-16	2,566,995.20	10.01	n.a.	0.00%	0.00%	0.00%	1500.00%
5-Jul-16	2,560,779.64	10.01	n.a.	0.00%	0.00%	0.00%	1400.00%
4-Jul-16	2,472,485.41	10.01	n.a.	0.00%	0.00%	0.00%	1300.00%
3-Jul-16	2,426,411.47	10.01	n.a.	0.00%	0.00%	0.00%	1200.00%
2-Jul-16	2,426,251.06	10.01	n.a.	0.00%	0.00%	0.00%	1100.00%
1-Jul-16	2,426,090.65	10.01	n.a.	0.00%	0.00%	0.00%	1000.00%
30-Jun-16	1,255,629.55	10.01	n.a.	0.00%	0.00%	0.00%	900.00%
29-Jun-16	1,187,193.60	10.01	n.a.	0.00%	0.00%	0.00%	800.00%
28-Jun-16	828,608.06	10.01	0.00%	0.00%	0.00%	0.00%	700.00%
27-Jun-16	798,051.19	10.01	0.00%	0.00%	0.00%	0.00%	600.00%
26-Jun-16	431,297.75	10.01	0.00%	0.00%	0.00%	0.00%	500.00%
25-Jun-16	431,269.31	10.00	0.00%	0.00%	0.00%	0.00%	400.00%
24-Jun-16	431,243.84	10.00	0.00%	0.00%	0.00%	0.00%	300.00%
42544	236215.4	10.00308	0	0	0	0	2