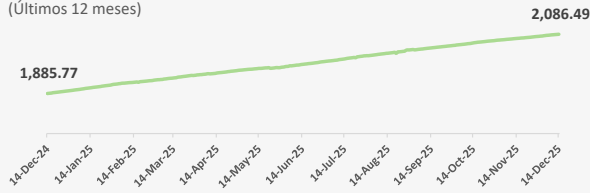


Nombre del fondo **Fondo Mutuo Renta Fija - BHD Plazo 30 Días**

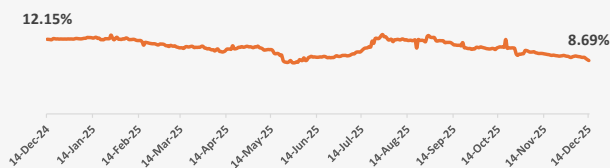
Evolución del Valor de la Cuota
(Últimos 12 meses)



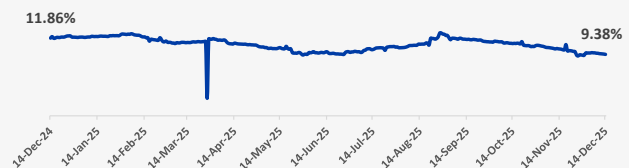
Evolución de la Rentabilidad - 30 días
(Últimos 12 meses)



Evolución de la Rentabilidad - 60 días
(Últimos 12 meses)



Evolución de la Rentabilidad - 90 días
(Últimos 12 meses)



Rentabilidad Histórica

Fecha	Patrimonio neto del Fondo	Valor Cuota	Rentabilidad				
			30 días	60 días	90 días	180 días	365 días
14-Dec-25	5,275,071,473.76	2,086.49	8.59%	8.69%	9.38%	10.53%	10.64%
13-Dec-25	5,274,101,895.15	2,086.11	8.64%	8.84%	9.43%	10.54%	10.65%
12-Dec-25	5,273,127,422.15	2,085.73	8.66%	9.01%	9.45%	10.56%	10.66%
11-Dec-25	5,270,198,905.94	2,085.35	8.74%	9.20%	9.47%	10.58%	10.67%
10-Dec-25	5,263,057,829.31	2,084.90	8.80%	9.20%	9.49%	10.60%	10.67%
9-Dec-25	5,397,935,749.15	2,084.54	8.81%	9.23%	9.55%	10.68%	10.68%
8-Dec-25	5,290,272,083.68	2,084.01	8.72%	9.30%	9.56%	10.69%	10.69%
7-Dec-25	5,268,166,766.85	2,083.42	8.59%	9.33%	9.61%	10.64%	10.69%
6-Dec-25	5,267,263,619.87	2,083.06	8.68%	9.38%	9.61%	10.69%	10.70%
5-Dec-25	5,266,333,359.28	2,082.69	8.79%	9.43%	9.64%	10.73%	10.71%
4-Dec-25	5,234,678,279.42	2,081.96	8.61%	9.37%	9.59%	10.71%	10.71%
3-Dec-25	5,217,912,958.07	2,081.29	8.36%	9.30%	9.59%	10.71%	10.71%
2-Dec-25	5,211,954,474.51	2,080.44	8.13%	9.19%	9.58%	10.59%	10.69%
1-Dec-25	5,207,215,336.39	2,080.21	8.22%	9.26%	9.61%	10.77%	10.77%
30-Nov-25	5,238,838,828.80	2,079.56	8.05%	9.37%	9.23%	10.74%	10.76%
29-Nov-25	5,237,934,977.49	2,079.20	8.18%	9.39%	9.25%	10.75%	10.78%
28-Nov-25	5,237,031,096.53	2,078.84	8.45%	9.46%	9.29%	10.86%	10.85%
27-Nov-25	5,198,418,759.92	2,078.43	8.49%	9.52%	9.32%	10.88%	10.94%
26-Nov-25	5,477,782,313.79	2,077.79	8.32%	9.47%	9.13%	10.87%	10.84%
25-Nov-25	5,980,278,310.84	2,077.24	8.22%	9.44%	9.27%	10.94%	10.84%
24-Nov-25	6,007,880,403.16	2,076.63	8.09%	9.40%	9.79%	10.92%	10.84%
23-Nov-25	5,339,995,790.62	2,076.13	8.03%	9.45%	9.83%	10.82%	10.85%
22-Nov-25	5,339,027,168.66	2,075.76	8.21%	9.48%	9.90%	10.80%	10.86%
21-Nov-25	5,338,058,514.93	2,075.38	8.36%	9.53%	9.94%	10.86%	10.88%
20-Nov-25	5,378,932,247.01	2,074.89	8.35%	9.57%	9.95%	10.87%	10.89%
19-Nov-25	5,372,551,484.72	2,074.30	8.32%	9.53%	9.91%	10.87%	10.93%

Fecha	Patrimonio neto del Fondo	Valor Cuota	Rentabilidad				
			30 días	60 días	90 días	180 días	365 días
18-Nov-25	5,557,792,922.26	2,073.97	8.43%	9.58%	10.88%	10.84%	10.94%
17-Nov-25	5,536,744,011.16	2,073.72	8.52%	9.65%	10.09%	10.58%	10.99%
16-Nov-25	5,508,206,283.86	2,073.17	8.43%	9.68%	10.08%	10.60%	10.99%
15-Nov-25	5,507,191,028.36	2,072.79	8.72%	9.73%	10.16%	10.56%	11.01%
14-Nov-25	5,506,175,739.64	2,072.41	8.79%	9.77%	10.20%	10.58%	11.03%
13-Nov-25	5,500,125,784.42	2,071.95	9.05%	9.82%	10.23%	10.59%	11.05%
12-Nov-25	5,486,766,439.87	2,071.54	9.37%	9.85%	10.28%	10.60%	11.06%
11-Nov-25	5,481,211,604.68	2,071.04	9.67%	9.84%	10.21%	10.58%	11.07%
10-Nov-25	5,457,731,685.85	2,070.50	9.61%	9.84%	10.27%	10.52%	11.08%
9-Nov-25	5,456,742,892.22	2,070.13	9.65%	9.92%	10.33%	10.54%	11.09%
8-Nov-25	5,455,724,482.18	2,069.74	9.89%	9.98%	10.36%	10.57%	11.10%
7-Nov-25	5,454,706,039.13	2,069.35	10.08%	10.12%	10.41%	10.57%	11.12%
6-Nov-25	5,438,048,337.06	2,068.85	10.08%	10.08%	10.43%	10.58%	11.13%
5-Nov-25	5,419,953,905.90	2,068.32	10.06%	10.07%	10.44%	10.58%	11.13%
4-Nov-25	4,929,879,806.29	2,067.88	10.14%	10.09%	10.52%	10.56%	11.15%
3-Nov-25	4,920,950,624.12	2,067.60	10.26%	10.22%	10.60%	10.56%	11.17%
2-Nov-25	4,918,077,274.36	2,067.11	10.25%	10.31%	10.64%	10.54%	11.18%
1-Nov-25	4,917,190,593.09	2,066.74	10.30%	10.30%	10.70%	10.56%	11.19%
31-Oct-25	4,916,302,949.35	2,066.37	10.71%	9.82%	10.75%	10.58%	11.21%
30-Oct-25	4,916,270,472.28	2,065.80	10.62%	9.79%	10.76%	10.58%	11.21%
29-Oct-25	4,919,314,553.53	2,065.03	10.47%	9.71%	10.71%	10.55%	11.21%
28-Oct-25	4,875,891,756.50	2,064.56	10.56%	9.73%	10.57%	10.55%	11.21%
27-Oct-25	4,812,052,229.15	2,064.18	10.62%	9.54%	10.61%	10.54%	11.23%
26-Oct-25	4,807,373,521.96	2,063.80	10.67%	9.79%	10.56%	10.57%	11.24%
25-Oct-25	4,806,444,331.18	2,063.40	10.74%	10.65%	10.68%	10.63%	11.25%
24-Oct-25	4,805,501,221.07	2,063.00	10.89%	10.74%	10.72%	10.64%	11.27%
23-Oct-25	4,801,564,667.92	2,062.33	10.76%	10.75%	10.70%	10.63%	11.27%
22-Oct-25	4,790,697,338.93	2,061.72	10.70%	10.73%	10.74%	10.62%	11.27%
21-Oct-25	4,772,176,799.94	2,061.26	10.81%	10.76%	10.80%	10.62%	11.28%
20-Oct-25	4,926,725,910.30	2,060.72	10.75%	10.71%	11.33%	10.66%	11.29%
19-Oct-25	4,817,055,648.11	2,060.21	10.74%	12.12%	10.98%	10.65%	11.29%
18-Oct-25	4,816,136,497.55	2,059.82	10.79%	10.88%	11.05%	10.71%	11.31%
17-Oct-25	4,815,200,928.71	2,059.42	10.94%	10.92%	11.09%	10.74%	11.32%
16-Oct-25	4,804,728,631.93	2,058.59	10.75%	10.89%	11.04%	10.71%	11.31%
15-Oct-25	4,717,702,806.15	2,058.10	10.76%	10.91%	11.07%	10.72%	11.32%
14-Oct-25	4,619,542,153.40	2,057.26	10.60%	10.82%	11.03%	10.68%	11.31%
13-Oct-25	4,609,352,025.86	2,056.35	10.33%	10.73%	11.07%	10.64%	11.30%
12-Oct-25	4,594,737,126.70	2,055.39	10.02%	10.48%	11.07%	10.59%	11.28%
11-Oct-25	4,593,764,024.63	2,054.95	10.08%	10.60%	11.12%	10.61%	11.29%
10-Oct-25	4,592,790,893.85	2,054.51	10.19%	10.67%	11.15%	10.70%	11.31%
9-Oct-25	4,579,126,185.05	2,053.76	10.06%	10.60%	11.12%	10.67%	11.30%
8-Oct-25	4,569,979,706.12	2,053.08	10.17%	10.57%	11.12%	10.66%	11.30%
7-Oct-25	4,576,652,520.18	2,052.58	10.09%	10.60%	11.28%	10.64%	11.32%
6-Oct-25	4,573,450,572.55	2,052.08	10.08%	10.63%	11.30%	10.64%	11.32%
5-Oct-25	4,805,637,484.08	2,051.53	10.04%	10.72%	11.29%	10.51%	11.33%
4-Oct-25	4,804,556,430.74	2,051.07	10.18%	10.78%	11.34%	10.50%	11.34%
3-Oct-25	4,803,454,023.51	2,050.60	10.36%	10.84%	11.36%	10.57%	11.35%
2-Oct-25	4,779,001,103.24	2,050.15	10.30%	10.91%	11.39%	10.58%	11.36%
1-Oct-25	4,769,251,657.63	2,049.17	8.94%	10.78%	11.24%	10.52%	11.35%
30-Sep-25	4,802,831,785.30	2,048.74	8.97%	10.83%	11.28%	10.56%	11.36%
29-Sep-25	4,550,967,825.13	2,048.20	8.95%	10.83%	11.27%	10.51%	11.42%

Fecha	Patrimonio neto del Fondo	Valor Cuota	Rentabilidad				
			30 días	60 días	90 días	180 días	365 días
28-Sep-25	4,564,481,517.04	2,047.58	8.90%	10.57%	11.30%	10.52%	11.42%
27-Sep-25	4,563,469,479.37	2,047.13	8.47%	10.60%	11.31%	10.49%	11.43%
26-Sep-25	4,562,457,408.96	2,046.68	8.93%	10.50%	11.34%	10.56%	11.42%
25-Sep-25	4,554,400,269.48	2,046.17	10.57%	10.65%	11.36%	10.57%	11.40%
24-Sep-25	4,536,230,608.83	2,045.54	10.59%	10.63%	11.44%	10.56%	11.40%
23-Sep-25	4,535,209,133.16	2,045.08	10.73%	10.67%	11.56%	10.46%	11.41%
22-Sep-25	4,528,128,811.74	2,044.57	10.76%	10.77%	11.57%	10.47%	11.40%
21-Sep-25	4,512,638,899.65	2,043.95	10.72%	10.80%	11.55%	10.48%	11.40%
20-Sep-25	4,511,637,813.89	2,043.49	10.67%	11.62%	11.61%	10.51%	11.40%
19-Sep-25	4,510,574,688.51	2,043.01	13.52%	11.10%	11.64%	10.54%	11.41%
18-Sep-25	4,748,971,730.23	2,042.54	10.96%	11.18%	11.67%	10.55%	11.41%
17-Sep-25	4,803,523,807.69	2,041.92	10.89%	11.17%	11.61%	10.54%	11.48%
16-Sep-25	4,793,551,962.52	2,041.39	11.03%	11.18%	11.62%	10.58%	11.42%
15-Sep-25	4,865,232,571.51	2,040.89	11.07%	11.23%	11.69%	10.60%	11.42%
14-Sep-25	4,862,225,982.99	2,040.29	11.04%	11.25%	11.66%	10.58%	11.42%
13-Sep-25	4,861,072,298.37	2,039.81	11.14%	11.44%	11.69%	10.61%	11.43%
12-Sep-25	4,859,918,578.63	2,039.32	10.95%	11.60%	11.71%	10.73%	11.44%
11-Sep-25	5,052,077,348.57	2,038.79	11.13%	11.65%	11.72%	10.73%	11.44%
10-Sep-25	5,049,842,887.98	2,038.19	11.14%	11.64%	11.83%	10.73%	11.44%
9-Sep-25	5,056,653,203.02	2,037.64	11.14%	11.65%	11.84%	10.74%	11.45%
8-Sep-25	5,045,774,629.60	2,036.81	10.97%	11.59%	11.69%	10.68%	11.44%
7-Sep-25	5,041,739,203.02	2,036.44	11.12%	11.89%	11.77%	10.69%	11.45%
6-Sep-25	5,040,542,336.73	2,035.95	11.20%	11.91%	11.82%	10.70%	11.46%
5-Sep-25	5,039,337,599.72	2,035.47	11.40%	11.92%	11.85%	10.74%	11.47%
4-Sep-25	5,032,393,803.33	2,034.80	11.38%	11.93%	11.83%	10.73%	11.46%
3-Sep-25	5,027,604,690.95	2,034.05	11.32%	11.86%	11.62%	10.71%	11.44%
2-Sep-25	5,033,041,636.23	2,033.69	11.51%	11.94%	11.94%	10.80%	11.46%
1-Sep-25	5,023,672,880.12	2,034.80	12.65%	12.41%	12.28%	10.94%	11.55%
31-Aug-25	5,021,935,820.62	2,034.32	12.73%	12.44%	12.26%	10.96%	11.56%
30-Aug-25	5,020,683,702.23	2,033.81	12.73%	12.45%	12.46%	10.91%	11.57%
29-Aug-25	5,019,374,493.15	2,033.28	12.27%	12.52%	12.47%	10.92%	11.60%
28-Aug-25	5,016,957,245.77	2,033.49	12.77%	12.76%	12.64%	11.01%	11.66%
27-Aug-25	5,021,818,130.82	2,032.34	12.10%	12.57%	12.65%	10.94%	11.68%
26-Aug-25	4,787,277,241.72	2,029.35	10.74%	11.76%	12.06%	10.74%	11.48%
25-Aug-25	4,687,728,865.83	2,028.69	10.68%	11.87%	11.81%	10.72%	11.52%
24-Aug-25	4,696,214,800.02	2,028.01	10.62%	11.98%	11.70%	10.67%	11.52%
23-Aug-25	4,694,940,950.79	2,027.46	10.77%	11.98%	11.80%	10.67%	11.52%
22-Aug-25	4,693,667,061.64	2,026.91	10.89%	11.97%	11.80%	10.68%	11.52%
21-Aug-25	4,494,784,858.18	2,026.53	12.57%	12.09%	11.84%	10.70%	11.64%
20-Aug-25	4,291,068,867.06	2,021.83	8.74%	10.71%	10.81%	10.23%	11.40%
19-Aug-25	4,159,016,592.65	2,025.16	11.41%	12.02%	11.07%	10.65%	11.61%
18-Aug-25	4,153,505,030.58	2,024.65	11.44%	11.97%	11.12%	10.64%	11.51%
17-Aug-25	4,145,991,242.99	2,023.91	11.34%	11.92%	10.97%	10.62%	11.50%
16-Aug-25	4,144,872,396.53	2,023.36	11.39%	12.00%	10.95%	10.78%	11.51%
15-Aug-25	4,143,739,140.08	2,022.81	11.46%	11.97%	10.95%	10.59%	11.51%
14-Aug-25	4,139,530,873.44	2,022.18	11.74%	11.96%	10.93%	10.58%	11.49%
13-Aug-25	4,142,462,999.32	2,021.98	12.24%	12.09%	10.94%	10.61%	11.52%
12-Aug-25	4,138,287,710.58	2,021.19	12.17%	12.02%	10.78%	10.59%	11.53%
11-Aug-25	4,138,043,640.90	2,020.57	12.14%	12.17%	10.76%	10.56%	11.55%
10-Aug-25	4,133,778,104.89	2,020.02	12.16%	12.19%	10.77%	10.52%	11.56%
9-Aug-25	4,132,615,098.49	2,019.45	12.22%	12.05%	10.74%	10.50%	11.56%

Fecha	Patrimonio neto del Fondo	Valor Cuota	Rentabilidad				
			30 días	60 días	90 días	180 días	365 días
8-Aug-25	4,131,426,501.04	2,018.87	12.66%	12.10%	10.73%	10.50%	11.57%
7-Aug-25	4,105,030,712.70	2,018.27	12.64%	12.14%	10.72%	10.49%	11.59%
6-Aug-25	4,098,157,289.11	2,017.49	12.45%	12.07%	10.60%	10.46%	11.58%
5-Aug-25	4,080,303,429.70	2,016.85	12.47%	12.05%	10.51%	10.40%	11.57%
4-Aug-25	4,054,994,259.50	2,016.20	12.41%	11.77%	10.44%	10.37%	11.60%
3-Aug-25	4,051,801,364.95	2,015.56	12.36%	12.15%	10.42%	10.42%	11.60%
2-Aug-25	4,050,624,436.69	2,014.98	12.17%	12.10%	10.40%	10.41%	11.60%
1-Aug-25	4,049,447,471.88	2,014.39	12.17%	12.03%	10.39%	10.45%	11.57%
31-Jul-25	4,047,510,078.25	2,013.87	12.17%	12.32%	10.40%	10.45%	11.59%
30-Jul-25	4,018,604,726.04	2,014.03	12.77%	12.57%	10.52%	10.52%	11.63%
29-Jul-25	4,019,484,758.21	2,013.50	12.75%	12.58%	10.48%	10.52%	11.64%
28-Jul-25	4,016,591,689.67	2,013.35	13.04%	12.92%	10.59%	10.64%	11.67%
27-Jul-25	4,063,597,408.94	2,012.40	12.79%	12.72%	10.57%	10.69%	11.65%
26-Jul-25	4,062,448,680.32	2,011.83	13.06%	12.39%	10.56%	10.68%	11.65%
25-Jul-25	4,061,299,915.41	2,011.27	13.37%	12.25%	10.56%	10.69%	11.66%
24-Jul-25	4,046,940,976.72	2,010.49	13.20%	12.32%	10.51%	10.67%	11.65%
23-Jul-25	4,047,100,912.68	2,009.77	13.07%	12.26%	10.44%	10.66%	11.66%
22-Jul-25	4,030,063,013.51	2,006.91	11.60%	11.47%	9.99%	10.42%	11.50%
21-Jul-25	4,036,290,626.32	2,007.96	12.72%	11.85%	10.32%	10.60%	11.60%
20-Jul-25	4,048,673,263.61	2,007.26	12.65%	10.91%	10.37%	10.66%	11.59%
19-Jul-25	4,047,536,174.68	2,006.69	12.51%	10.96%	10.40%	10.66%	11.59%
18-Jul-25	4,046,379,466.29	2,006.12	12.51%	10.78%	10.39%	10.66%	11.61%
17-Jul-25	4,035,651,034.85	2,005.51	12.62%	10.73%	10.37%	10.66%	11.62%
16-Jul-25	4,028,012,241.41	2,004.86	12.49%	10.69%	10.34%	10.65%	11.64%
15-Jul-25	4,024,496,969.95	2,003.81	12.18%	10.53%	10.21%	10.60%	11.62%
14-Jul-25	4,016,549,659.84	2,002.87	11.93%	10.30%	10.11%	10.58%	11.60%
13-Jul-25	4,023,013,361.44	2,002.20	11.86%	10.08%	10.11%	10.60%	11.60%
12-Jul-25	4,021,873,851.38	2,001.63	12.20%	10.08%	10.24%	10.60%	11.60%
11-Jul-25	4,020,724,931.05	2,001.06	12.22%	10.08%	10.23%	10.61%	11.61%
10-Jul-25	4,089,365,983.29	2,000.41	11.88%	10.01%	10.20%	10.60%	11.62%
9-Jul-25	4,092,929,233.51	1,999.18	11.53%	9.78%	10.01%	10.53%	11.59%
8-Jul-25	4,098,273,722.48	1,998.63	11.64%	9.78%	9.98%	10.60%	11.59%
7-Jul-25	4,090,362,676.83	1,998.12	11.69%	9.68%	9.73%	10.61%	11.59%
6-Jul-25	4,082,308,030.38	1,997.46	11.64%	9.54%	9.67%	10.62%	11.59%
5-Jul-25	4,081,181,555.18	1,996.91	11.13%	9.47%	9.79%	10.65%	11.59%
4-Jul-25	4,080,029,489.69	1,996.34	11.94%	9.46%	9.77%	10.65%	11.59%
3-Jul-25	4,043,013,428.19	1,996.05	12.02%	9.53%	9.81%	10.69%	11.61%
2-Jul-25	4,079,873,004.38	1,995.47	11.89%	9.52%	9.84%	10.69%	11.61%
1-Jul-25	4,077,086,850.73	1,994.96	12.48%	9.52%	9.75%	10.71%	11.61%
30-Jun-25	4,079,986,413.79	1,994.23	12.37%	9.41%	9.75%	10.72%	11.61%
29-Jun-25	4,083,193,268.22	1,993.74	12.41%	9.36%	9.68%	10.73%	11.61%
28-Jun-25	4,082,010,523.77	1,993.16	12.80%	9.38%	9.79%	10.73%	11.61%
27-Jun-25	4,080,827,742.38	1,992.59	12.64%	9.47%	9.78%	10.74%	11.62%
26-Jun-25	4,076,653,283.44	1,991.64	11.71%	9.34%	9.69%	10.71%	11.60%
25-Jun-25	4,120,787,227.19	1,990.63	11.15%	9.18%	9.38%	10.66%	11.58%
24-Jun-25	4,101,001,636.08	1,990.11	11.44%	9.18%	9.39%	10.67%	11.58%
23-Jun-25	4,103,144,300.36	1,989.59	11.46%	9.14%	9.42%	10.69%	11.59%
22-Jun-25	4,104,624,842.38	1,988.88	11.35%	9.20%	9.42%	10.68%	11.58%
21-Jun-25	4,103,412,366.23	1,988.30	11.00%	9.14%	9.45%	10.68%	11.58%
20-Jun-25	4,102,199,852.28	1,987.71	9.19%	9.25%	9.44%	10.69%	11.59%
19-Jun-25	4,099,520,506.15	1,987.35	9.44%	9.35%	9.49%	10.71%	11.61%

Fecha	Patrimonio neto del Fondo	Valor Cuota	Rentabilidad				
			30 días	60 días	90 días	180 días	365 días
18-Jun-25	4,098,342,796.63	1,986.78	9.08%	9.34%	9.54%	10.72%	11.63%
17-Jun-25	4,106,493,064.23	1,986.02	8.88%	9.26%	9.52%	10.69%	11.57%
16-Jun-25	4,108,274,046.58	1,985.56	8.93%	9.28%	9.51%	10.70%	11.57%
15-Jun-25	4,102,670,954.71	1,984.97	8.89%	9.23%	9.55%	10.77%	11.57%
14-Jun-25	4,101,499,896.85	1,984.41	8.70%	9.22%	9.76%	10.77%	11.57%
13-Jun-25	4,100,328,802.22	1,983.84	8.34%	9.24%	9.75%	10.77%	11.57%
12-Jun-25	4,101,451,196.97	1,982.79	8.01%	9.28%	9.64%	10.71%	11.55%
11-Jun-25	4,108,105,198.83	1,982.19	7.99%	9.25%	9.65%	10.70%	11.54%
10-Jun-25	4,113,858,461.82	1,982.04	8.17%	9.38%	9.68%	10.74%	11.62%
9-Jun-25	4,117,002,686.15	1,981.33	8.05%	9.25%	9.62%	10.71%	11.58%
8-Jun-25	4,123,921,070.99	1,980.63	7.94%	9.16%	9.58%	10.69%	11.57%
7-Jun-25	4,122,716,369.16	1,980.05	7.70%	8.77%	9.64%	10.68%	11.57%
6-Jun-25	4,121,511,632.24	1,979.47	7.48%	8.70%	9.63%	10.70%	11.57%
5-Jun-25	4,136,033,665.21	1,979.66	7.84%	9.12%	9.80%	10.78%	11.62%
4-Jun-25	4,136,410,552.16	1,977.92	7.03%	8.70%	9.68%	10.64%	11.55%
3-Jun-25	4,137,701,038.46	1,977.51	7.10%	8.72%	9.62%	10.66%	11.56%
2-Jun-25	4,148,500,850.34	1,977.12	7.19%	8.83%	9.67%	10.68%	11.57%
1-Jun-25	4,143,470,349.44	1,975.78	6.65%	8.42%	9.39%	10.61%	11.53%
31-May-25	4,142,279,424.05	1,975.21	6.54%	8.47%	9.39%	10.60%	11.53%
30-May-25	4,141,151,837.44	1,974.67	6.39%	8.33%	9.40%	10.71%	11.54%
29-May-25	4,143,380,829.42	1,973.53	6.06%	8.32%	9.27%	10.65%	11.50%
28-May-25	4,144,995,162.67	1,973.18	6.39%	8.38%	9.44%	10.68%	11.51%
27-May-25	4,149,282,582.73	1,973.59	7.01%	8.69%	9.64%	10.90%	11.57%
26-May-25	4,166,362,101.79	1,973.41	7.24%	8.50%	9.66%	11.11%	11.59%
25-May-25	4,178,223,557.79	1,972.47	6.97%	8.38%	9.55%	10.87%	11.57%
24-May-25	4,177,085,144.19	1,971.93	6.88%	8.42%	9.58%	10.86%	11.57%
23-May-25	4,175,946,694.92	1,971.39	7.09%	8.47%	9.57%	10.88%	11.58%
22-May-25	4,181,774,679.52	1,971.32	7.32%	8.69%	9.66%	10.94%	11.60%
21-May-25	4,175,739,906.81	1,973.39	9.31%	9.57%	10.23%	11.25%	11.77%
20-May-25	4,202,271,870.33	1,972.67	9.27%	9.51%	10.16%	11.25%	11.76%
19-May-25	4,186,992,186.66	1,972.63	9.59%	9.77%	10.28%	11.30%	11.80%
18-May-25	4,184,754,905.97	1,972.17	9.64%	9.85%	10.61%	11.41%	11.80%
17-May-25	4,183,648,045.85	1,971.65	9.64%	9.80%	10.24%	11.40%	11.80%
16-May-25	4,182,514,705.78	1,971.12	9.57%	9.87%	10.23%	11.47%	11.80%
15-May-25	4,179,219,913.36	1,970.85	9.74%	10.30%	10.28%	11.50%	11.81%
14-May-25	4,174,872,122.13	1,970.83	10.15%	10.47%	10.41%	11.56%	11.83%
13-May-25	4,172,641,054.15	1,970.27	10.56%	10.46%	10.37%	11.59%	11.83%
12-May-25	4,169,104,493.96	1,969.72	10.54%	10.49%	10.27%	11.61%	11.83%
11-May-25	4,173,518,288.45	1,969.29	10.60%	10.45%	10.25%	11.63%	11.84%
10-May-25	4,172,394,233.20	1,968.76	10.47%	10.41%	10.27%	11.64%	11.83%
9-May-25	4,171,252,132.80	1,968.22	10.38%	10.41%	10.26%	11.66%	11.83%
8-May-25	4,109,972,501.52	1,968.01	9.84%	10.62%	10.33%	11.70%	11.85%
7-May-25	4,107,693,521.33	1,967.77	9.94%	10.73%	10.29%	11.75%	11.86%
6-May-25	4,110,009,850.02	1,967.41	10.41%	10.80%	10.30%	11.78%	11.87%
5-May-25	4,167,309,570.02	1,966.91	10.39%	11.03%	10.43%	11.79%	11.88%
4-May-25	4,166,215,429.14	1,966.39	10.37%	10.90%	10.41%	11.81%	11.88%
3-May-25	4,165,121,253.60	1,965.87	10.50%	10.93%	10.51%	11.83%	11.88%
2-May-25	4,164,003,301.34	1,965.35	10.21%	10.79%	10.50%	11.84%	11.87%
1-May-25	4,160,691,856.91	1,964.95	10.43%	10.85%	10.52%	11.86%	11.91%
30-Apr-25	4,268,301,102.85	1,964.64	10.31%	10.93%	10.57%	11.89%	11.89%
29-Apr-25	4,389,097,333.35	1,964.01	10.62%	10.91%	10.70%	11.89%	11.88%

Fecha	Patrimonio neto del Fondo	Valor Cuota	Rentabilidad				
			30 días	60 días	90 días	180 días	365 días
28-Apr-25	4,406,523,635.30	1,963.17	10.41%	11.00%	10.80%	11.87%	11.86%
27-Apr-25	4,397,781,971.14	1,962.63	10.41%	10.98%	10.80%	11.88%	11.86%
26-Apr-25	4,396,598,661.36	1,962.10	9.77%	10.88%	10.83%	11.88%	11.86%
25-Apr-25	4,395,415,314.85	1,961.57	9.80%	10.87%	10.84%	11.89%	11.86%
24-Apr-25	4,381,048,605.94	1,961.18	9.98%	10.96%	10.88%	11.92%	11.87%
23-Apr-25	4,480,576,160.54	1,960.32	9.86%	10.83%	10.85%	11.89%	11.85%
22-Apr-25	4,475,543,909.96	1,959.90	10.07%	10.85%	10.89%	11.91%	11.77%
21-Apr-25	4,476,859,360.33	1,959.00	9.83%	10.69%	10.94%	11.88%	11.76%
20-Apr-25	4,482,804,544.70	1,958.35	9.75%	10.61%	10.93%	11.88%	11.75%
19-Apr-25	4,481,621,532.76	1,957.84	9.96%	10.62%	10.94%	11.89%	11.75%
18-Apr-25	4,480,438,483.72	1,957.32	10.06%	11.10%	10.95%	11.90%	11.75%
17-Apr-25	4,479,255,397.60	1,956.80	9.96%	10.55%	10.97%	11.91%	11.75%
16-Apr-25	4,467,221,710.96	1,956.36	10.17%	10.56%	10.99%	11.93%	11.77%
15-Apr-25	4,456,881,609.27	1,955.85	10.85%	10.55%	11.05%	11.95%	11.82%
14-Apr-25	4,042,957,873.37	1,955.23	10.79%	10.54%	11.09%	11.95%	11.81%
13-Apr-25	4,039,677,977.08	1,954.08	10.36%	10.27%	10.96%	11.88%	11.78%
12-Apr-25	4,038,613,003.39	1,953.56	10.44%	10.14%	10.98%	11.90%	11.78%
11-Apr-25	4,037,548,010.67	1,953.05	10.29%	10.08%	11.00%	11.92%	11.78%
10-Apr-25	4,031,174,098.34	1,952.72	10.35%	10.17%	11.06%	11.95%	11.79%
9-Apr-25	4,019,374,008.88	1,952.31	10.44%	10.20%	11.22%	11.97%	11.79%
8-Apr-25	4,044,349,690.27	1,952.89	11.41%	10.57%	11.50%	12.12%	11.85%
7-Apr-25	4,062,456,250.11	1,952.51	11.53%	10.47%	11.58%	12.15%	11.86%
6-Apr-25	4,057,695,149.92	1,951.46	11.18%	10.24%	11.53%	12.09%	11.83%
5-Apr-25	4,056,702,552.31	1,950.99	11.68%	10.44%	11.55%	12.13%	11.83%
4-Apr-25	4,055,709,923.32	1,950.51	11.43%	10.42%	11.57%	12.14%	11.83%
3-Apr-25	4,047,671,457.38	1,949.81	11.36%	10.51%	11.54%	12.13%	11.82%
2-Apr-25	4,055,717,444.45	1,949.70	11.37%	10.64%	11.67%	12.19%	11.84%
1-Apr-25	4,058,218,408.64	1,948.99	11.27%	10.57%	11.70%	12.18%	11.83%
31-Mar-25	4,047,146,245.87	1,948.85	11.16%	10.70%	11.80%	12.24%	11.85%
30-Mar-25	4,056,154,108.70	1,947.78	11.20%	10.74%	11.69%	12.20%	11.82%
29-Mar-25	4,055,054,235.99	1,947.25	12.01%	11.00%	11.71%	12.21%	11.82%
28-Mar-25	4,053,954,372.89	1,946.73	12.43%	11.00%	11.73%	12.32%	11.81%
27-Mar-25	4,063,000,037.41	1,947.13	11.39%	10.86%	2.67%	12.07%	11.86%
26-Mar-25	4,054,945,958.23	1,946.56	11.33%	10.85%	11.33%	12.07%	11.86%
25-Mar-25	4,052,747,895.89	1,945.91	11.34%	10.83%	11.33%	12.02%	11.85%
24-Mar-25	4,059,138,107.65	1,945.23	11.21%	10.85%	11.32%	11.97%	11.84%
23-Mar-25	4,053,701,784.91	1,944.50	11.05%	10.80%	11.29%	11.96%	11.83%
22-Mar-25	4,052,588,476.53	1,943.97	10.99%	10.99%	11.30%	11.96%	11.83%
21-Mar-25	4,051,475,141.20	1,943.43	10.92%	11.00%	11.33%	11.94%	11.82%
20-Mar-25	4,102,230,511.58	1,942.62	10.75%	10.92%	11.28%	11.91%	11.80%
19-Mar-25	4,098,901,579.69	1,941.97	11.52%	10.90%	11.26%	11.90%	11.79%
18-Mar-25	4,062,189,322.07	1,941.59	10.61%	10.96%	11.29%	11.93%	11.80%
17-Mar-25	4,044,735,426.20	1,940.84	10.44%	10.89%	11.25%	11.90%	11.78%
16-Mar-25	4,034,725,978.47	1,939.36	9.80%	10.66%	11.19%	11.93%	11.72%
15-Mar-25	4,033,637,042.34	1,938.83	9.83%	10.75%	11.18%	11.80%	11.72%
14-Mar-25	4,032,544,746.72	1,938.31	9.73%	10.76%	11.19%	11.81%	11.71%
13-Mar-25	4,025,398,753.98	1,937.68	9.41%	10.76%	11.16%	11.80%	11.71%
12-Mar-25	4,023,071,413.70	1,937.39	9.45%	10.86%	11.21%	11.84%	11.72%
11-Mar-25	4,017,809,087.81	1,936.97	9.56%	10.91%	11.22%	11.85%	11.72%
10-Mar-25	4,018,341,751.43	1,936.44	9.54%	11.09%	11.21%	11.85%	11.72%
9-Mar-25	4,011,838,136.35	1,935.61	9.33%	11.02%	11.13%	11.83%	11.70%

Fecha	Patrimonio neto del Fondo	Valor Cuota	Rentabilidad				
			30 días	60 días	90 días	180 días	365 días
8-Mar-25	4,010,726,329.72	1,935.08	9.04%	11.09%	11.13%	11.84%	11.69%
7-Mar-25	4,009,604,809.51	1,934.54	8.93%	11.16%	11.16%	11.84%	11.69%
6-Mar-25	3,994,886,234.84	1,933.36	8.86%	10.97%	11.02%	11.78%	11.65%
5-Mar-25	3,993,999,597.99	1,933.24	9.04%	11.11%	11.11%	11.83%	11.66%
4-Mar-25	3,993,807,754.63	1,932.64	9.26%	11.11%	11.10%	11.83%	11.65%
3-Mar-25	4,009,331,741.79	1,932.53	9.50%	11.28%	11.20%	11.88%	11.68%
2-Mar-25	4,005,974,650.26	1,931.96	9.46%	11.36%	11.22%	11.85%	11.67%
1-Mar-25	4,004,847,922.93	1,931.42	9.44%	11.37%	11.21%	11.87%	11.67%
28-Feb-25	4,003,706,168.33	1,930.87	9.82%	11.38%	11.42%	11.88%	11.67%
27-Feb-25	4,105,774,265.84	1,929.78	9.95%	11.23%	11.30%	11.82%	11.64%
26-Feb-25	4,104,781,217.22	1,929.31	9.99%	11.27%	11.32%	11.83%	11.64%
25-Feb-25	4,095,170,979.58	1,929.07	10.23%	11.38%	11.60%	11.92%	11.65%
24-Feb-25	3,986,902,999.36	1,928.59	10.28%	11.43%	11.93%	11.96%	11.67%
23-Feb-25	3,993,519,179.57	1,927.94	10.22%	11.42%	11.54%	12.05%	11.65%
22-Feb-25	3,992,542,241.75	1,927.47	10.39%	11.46%	11.53%	11.93%	11.65%
21-Feb-25	3,991,565,280.78	1,927.00	10.44%	11.50%	11.59%	12.03%	11.66%
20-Feb-25	4,000,365,246.33	1,926.56	10.88%	11.56%	11.62%	12.04%	11.66%
19-Feb-25	4,002,426,354.44	1,926.15	10.98%	11.62%	11.65%	12.06%	11.66%
18-Feb-25	3,993,160,203.45	1,925.61	11.00%	11.63%	11.69%	12.06%	11.66%
17-Feb-25	3,981,599,640.48	1,923.75	10.17%	11.19%	11.40%	12.12%	11.61%
16-Feb-25	3,972,130,409.97	1,924.81	11.22%	11.72%	11.91%	12.27%	11.70%
15-Feb-25	3,971,146,709.44	1,924.34	11.25%	11.94%	11.91%	12.28%	11.70%
14-Feb-25	3,970,155,612.77	1,923.86	11.42%	11.95%	12.04%	12.08%	11.64%
13-Feb-25	3,941,496,270.24	1,923.29	11.57%	11.95%	12.04%	12.09%	11.63%
12-Feb-25	3,909,298,552.04	1,922.93	11.71%	11.99%	12.09%	12.11%	11.63%
11-Feb-25	3,908,129,081.37	1,922.81	12.02%	12.10%	12.22%	12.16%	11.65%
10-Feb-25	3,902,584,813.10	1,922.46	12.17%	12.15%	12.30%	12.16%	11.69%
9-Feb-25	3,898,296,449.46	1,921.88	12.17%	12.11%	12.30%	12.17%	11.68%
8-Feb-25	3,897,291,102.96	1,921.39	12.54%	12.10%	12.33%	12.21%	11.67%
7-Feb-25	3,896,285,749.12	1,920.89	12.61%	12.12%	12.37%	12.27%	11.67%
6-Feb-25	3,892,004,533.36	1,920.80	13.03%	12.31%	12.48%	12.32%	11.71%
5-Feb-25	3,883,251,015.41	1,920.44	13.30%	12.36%	12.53%	12.35%	11.76%
4-Feb-25	3,872,484,367.42	1,919.39	12.99%	12.19%	12.44%	12.31%	11.73%
3-Feb-25	3,874,203,383.70	1,918.97	13.08%	12.23%	12.47%	12.36%	11.74%
2-Feb-25	3,877,443,061.30	1,918.04	12.86%	12.12%	12.41%	12.32%	11.72%
1-Feb-25	3,876,444,522.13	1,917.55	12.95%	12.16%	12.45%	12.33%	11.71%
31-Jan-25	3,875,445,958.72	1,917.06	13.15%	12.17%	12.47%	12.39%	11.72%
30-Jan-25	3,868,278,224.35	1,916.55	13.20%	12.49%	12.49%	12.40%	11.70%
29-Jan-25	3,862,019,934.12	1,915.40	12.83%	12.29%	12.36%	12.33%	11.66%
28-Jan-25	3,827,868,144.83	1,914.13	12.42%	12.06%	12.22%	12.21%	11.62%
27-Jan-25	3,821,623,952.53	1,913.61	12.46%	12.38%	12.24%	12.24%	11.62%
26-Jan-25	3,844,754,061.81	1,912.99	12.43%	12.83%	12.24%	12.24%	11.61%
25-Jan-25	3,843,660,451.27	1,912.44	12.47%	12.28%	12.23%	12.24%	11.61%
24-Jan-25	3,842,537,406.07	1,911.88	12.51%	12.24%	12.25%	12.25%	11.60%
23-Jan-25	3,846,471,245.38	1,911.15	12.41%	12.23%	12.22%	12.23%	11.60%
22-Jan-25	3,826,238,836.59	1,910.60	12.44%	12.24%	12.23%	12.24%	11.60%
21-Jan-25	3,818,065,694.90	1,909.49	12.14%	12.07%	12.12%	12.18%	11.56%
20-Jan-25	3,816,932,775.11	1,908.92	12.14%	12.11%	12.12%	12.19%	11.56%
19-Jan-25	3,813,185,113.75	1,908.35	12.15%	12.09%	12.15%	12.21%	11.56%
18-Jan-25	3,812,077,148.08	1,907.80	12.11%	12.34%	12.14%	12.15%	11.55%
17-Jan-25	3,810,944,989.74	1,907.23	12.11%	12.29%	12.16%	12.16%	11.56%

Fecha	Patrimonio neto del Fondo	Valor Cuota	Rentabilidad				
			30 días	60 días	90 días	180 días	365 días
16-Jan-25	3,823,008,227.58	1,906.71	12.51%	12.48%	12.17%	12.17%	11.57%
15-Jan-25	3,811,681,963.44	1,905.96	12.35%	12.42%	12.14%	12.15%	11.54%
14-Jan-25	3,814,144,617.76	1,905.17	12.21%	12.34%	12.10%	12.16%	11.53%
13-Jan-25	3,828,667,891.91	1,904.61	12.15%	12.40%	12.11%	12.17%	11.52%
12-Jan-25	3,827,098,368.35	1,904.00	12.07%	12.43%	12.10%	12.22%	11.52%
11-Jan-25	3,825,941,997.22	1,903.42	12.00%	12.43%	12.12%	12.22%	11.51%
10-Jan-25	3,824,785,458.69	1,902.85	11.94%	12.45%	12.14%	12.23%	11.51%
9-Jan-25	3,809,848,039.26	1,901.78	11.55%	12.32%	12.03%	12.17%	11.48%
8-Jan-25	3,800,065,886.04	1,901.18	11.50%	12.31%	12.03%	12.17%	11.48%
7-Jan-25	3,791,184,708.53	1,900.44	11.46%	12.26%	12.02%	12.16%	11.47%
6-Jan-25	3,739,147,972.96	1,899.68	11.30%	12.22%	11.97%	12.16%	11.48%
5-Jan-25	3,738,051,259.48	1,899.12	11.27%	12.22%	11.98%	12.17%	11.47%
4-Jan-25	3,736,941,699.70	1,898.55	11.26%	12.25%	12.02%	12.18%	11.47%
3-Jan-25	3,735,819,370.32	1,897.98	11.26%	12.28%	12.01%	12.16%	11.47%
2-Jan-25	3,729,008,652.02	1,897.36	11.26%	12.26%	12.01%	12.15%	11.46%
1-Jan-25	3,667,485,655.60	1,896.55	11.07%	12.19%	11.96%	12.13%	11.42%
31-Dec-24	3,666,380,965.55	1,895.98	11.65%	12.19%	11.98%	12.13%	11.42%
30-Dec-24	3,700,034,045.56	1,895.42	11.63%	12.20%	12.00%	12.13%	11.41%
29-Dec-24	3,667,879,150.24	1,894.79	11.59%	12.20%	12.01%	12.12%	11.40%
28-Dec-24	3,666,767,444.25	1,894.21	12.17%	12.21%	12.02%	12.11%	11.39%
27-Dec-24	3,665,655,711.46	1,893.64	13.10%	12.18%	12.21%	12.12%	11.40%
26-Dec-24	3,656,569,883.16	1,893.04	11.97%	12.19%	12.20%	12.12%	11.27%
25-Dec-24	3,654,567,912.91	1,892.42	11.85%	12.18%	12.19%	12.11%	11.39%
24-Dec-24	3,653,459,191.78	1,891.85	11.93%	12.19%	12.11%	12.11%	11.36%
23-Dec-24	3,650,890,635.42	1,891.26	11.92%	12.20%	12.02%	12.11%	11.35%
22-Dec-24	3,650,742,152.11	1,890.63	11.88%	12.18%	12.02%	12.11%	11.34%
21-Dec-24	3,649,638,988.25	1,890.05	11.96%	12.21%	12.02%	12.11%	11.33%
20-Dec-24	3,648,535,797.79	1,889.48	11.91%	12.20%	11.95%	12.12%	11.33%
19-Dec-24	3,650,238,522.12	1,889.00	12.44%	12.25%	11.97%	12.12%	11.36%
18-Dec-24	3,647,659,450.45	1,888.44	12.36%	12.25%	11.97%	12.12%	11.35%
17-Dec-24	3,634,207,171.77	1,887.31	12.33%	12.08%	11.85%	12.07%	11.31%
16-Dec-24	3,631,181,721.26	1,886.80	12.36%	12.11%	11.84%	12.09%	11.31%
15-Dec-24	3,627,799,229.89	1,886.25	12.36%	12.13%	12.09%	12.13%	11.30%
14-Dec-24	3,626,886,839.87	1,885.77	12.53%	12.15%	11.86%	12.04%	11.30%
13-Dec-24	3,625,974,496.41	1,885.30	12.67%	12.21%	11.88%	12.04%	11.30%
12-Dec-24	3,563,350,728.22	1,884.83	12.74%	12.27%	11.90%	12.05%	11.30%
11-Dec-24	3,557,839,307.72	1,884.36	12.83%	12.31%	11.92%	12.05%	11.31%
10-Dec-24	3,566,938,636.39	1,883.91	12.97%	12.36%	11.94%	12.07%	11.31%
9-Dec-24	3,564,585,400.16	1,883.38	13.00%	12.40%	11.94%	12.08%	11.32%
8-Dec-24	3,534,359,476.74	1,882.71	12.95%	12.37%	11.93%	12.04%	11.31%
7-Dec-24	3,533,394,725.69	1,882.20	13.02%	12.39%	11.95%	12.16%	11.31%
6-Dec-24	3,532,429,951.37	1,881.69	13.05%	12.46%	11.96%	12.11%	11.30%
5-Dec-24	3,512,302,640.94	1,881.15	13.11%	12.47%	11.96%	12.10%	11.28%
4-Dec-24	3,521,323,242.78	1,880.58	13.18%	12.47%	11.96%	12.10%	11.27%
3-Dec-24	3,525,726,702.25	1,879.96	13.15%	12.47%	11.97%	12.10%	11.26%
2-Dec-24	3,521,390,992.77	1,879.45	13.18%	12.51%	11.96%	12.10%	11.26%
1-Dec-24	3,518,575,405.64	1,878.00	12.61%	12.24%	11.72%	12.00%	11.20%
30-Nov-24	3,517,577,417.05	1,877.47	12.65%	12.29%	11.75%	12.00%	11.19%
29-Nov-24	3,516,539,004.52	1,876.91	12.68%	12.31%	11.76%	12.00%	11.19%
28-Nov-24	3,512,527,955.72	1,875.45	12.12%	12.29%	11.56%	11.89%	11.13%
27-Nov-24	3,505,799,388.72	1,873.47	11.15%	11.82%	11.24%	11.73%	11.04%

Fecha	Patrimonio neto del Fondo	Valor Cuota	Rentabilidad				
			30 días	60 días	90 días	180 días	365 días
26-Nov-24	3,509,715,744.71	1,874.60	12.30%	12.38%	11.72%	11.93%	11.13%
25-Nov-24	3,507,313,472.70	1,874.17	12.40%	12.31%	11.80%	11.94%	11.14%
24-Nov-24	3,489,866,747.50	1,873.47	12.32%	12.15%	11.97%	11.92%	11.12%
23-Nov-24	3,488,821,175.39	1,872.91	12.36%	12.16%	11.71%	11.91%	11.12%
22-Nov-24	3,487,775,562.80	1,872.35	12.37%	12.16%	11.87%	11.91%	11.12%
21-Nov-24	3,482,650,471.99	1,871.66	12.35%	12.02%	11.84%	11.90%	11.14%
20-Nov-24	3,472,977,312.88	1,871.17	12.37%	12.04%	11.85%	11.90%	11.14%
19-Nov-24	3,480,332,722.19	1,869.88	11.93%	11.80%	11.68%	11.82%	11.08%
18-Nov-24	3,477,303,085.89	1,869.45	12.03%	11.86%	12.10%	11.83%	11.10%
17-Nov-24	3,476,586,209.05	1,868.37	11.71%	11.65%	11.93%	11.81%	11.06%
16-Nov-24	3,475,570,799.92	1,867.83	11.74%	12.02%	11.94%	11.81%	11.05%
15-Nov-24	3,474,555,055.31	1,867.28	11.79%	11.65%	11.53%	11.82%	11.04%
14-Nov-24	3,424,948,654.54	1,866.55	11.65%	11.59%	11.49%	11.79%	11.02%
13-Nov-24	3,409,990,781.97	1,865.87	11.63%	11.55%	11.47%	11.77%	11.01%
12-Nov-24	3,408,332,296.07	1,865.30	11.68%	11.55%	11.47%	11.76%	11.00%
11-Nov-24	3,406,561,925.26	1,864.70	11.67%	11.53%	11.40%	11.73%	11.00%
10-Nov-24	3,396,302,638.75	1,864.03	11.62%	11.48%	11.39%	11.70%	10.99%
9-Nov-24	3,395,262,531.97	1,863.46	11.67%	11.49%	11.45%	11.69%	10.98%
8-Nov-24	3,394,222,400.11	1,862.89	11.67%	11.49%	11.55%	11.69%	10.98%
7-Nov-24	3,392,462,800.88	1,862.27	11.64%	11.47%	11.54%	11.67%	10.96%
6-Nov-24	3,399,484,886.53	1,861.71	11.74%	11.48%	11.54%	11.67%	10.95%
5-Nov-24	3,394,316,231.94	1,861.09	11.69%	11.45%	11.55%	11.64%	10.95%
4-Nov-24	3,399,957,725.42	1,860.43	11.64%	11.44%	11.60%	11.63%	10.94%
3-Nov-24	3,398,929,174.06	1,859.87	11.66%	11.42%	11.60%	11.62%	10.93%
2-Nov-24	3,397,900,598.11	1,859.30	11.72%	11.35%	11.59%	11.61%	10.92%
1-Nov-24	3,396,865,486.08	1,858.74	11.75%	11.38%	11.68%	11.61%	10.91%
31-Oct-24	3,395,541,572.80	1,858.15	11.80%	11.38%	11.68%	11.60%	10.91%
30-Oct-24	3,391,097,627.11	1,857.55	11.82%	11.36%	11.67%	11.58%	10.91%
29-Oct-24	3,390,010,807.71	1,856.95	12.34%	11.34%	11.57%	11.57%	10.90%
28-Oct-24	3,388,281,656.46	1,856.46	12.38%	11.53%	11.63%	11.62%	10.90%
27-Oct-24	3,383,191,140.22	1,855.84	12.34%	11.57%	11.63%	11.54%	10.89%
26-Oct-24	3,382,139,664.13	1,855.26	12.11%	11.87%	11.62%	11.53%	10.88%
25-Oct-24	3,381,088,163.00	1,854.68	11.85%	11.48%	11.63%	11.52%	10.87%
24-Oct-24	3,367,254,094.09	1,854.08	11.84%	11.69%	11.62%	11.51%	10.86%
23-Oct-24	3,357,966,503.43	1,853.51	11.83%	11.69%	11.63%	11.50%	10.86%
22-Oct-24	3,376,557,360.02	1,852.86	11.57%	11.65%	11.61%	11.48%	10.87%
21-Oct-24	3,379,152,211.66	1,852.34	11.59%	11.65%	11.64%	11.48%	10.84%
20-Oct-24	3,383,270,918.39	1,851.73	11.56%	12.22%	11.66%	11.46%	10.83%
19-Oct-24	3,382,213,217.06	1,851.15	11.57%	12.12%	11.53%	11.29%	10.82%
18-Oct-24	3,381,155,497.56	1,850.57	11.48%	12.12%	11.55%	11.30%	10.81%
17-Oct-24	3,395,002,638.82	1,849.98	12.19%	11.50%	11.54%	11.29%	10.80%
16-Oct-24	3,397,808,027.61	1,849.37	11.41%	11.48%	11.53%	11.27%	10.80%
15-Oct-24	3,389,952,666.69	1,848.85	11.42%	11.50%	11.61%	11.27%	10.80%
14-Oct-24	3,384,725,522.89	1,848.21	11.37%	11.47%	11.62%	11.26%	10.80%
13-Oct-24	3,384,464,144.05	1,847.56	11.31%	11.36%	11.70%	11.26%	10.78%
12-Oct-24	3,383,400,844.22	1,846.98	11.28%	11.37%	11.69%	11.35%	10.77%
11-Oct-24	3,382,337,525.23	1,846.40	11.24%	11.45%	11.70%	11.34%	10.76%
10-Oct-24	3,381,349,556.68	1,845.75	11.19%	11.57%	11.68%	11.32%	10.75%
9-Oct-24	3,390,686,502.15	1,845.19	11.21%	11.57%	11.67%	11.31%	10.75%
8-Oct-24	3,384,627,323.70	1,844.63	11.20%	11.56%	11.69%	11.30%	10.74%
7-Oct-24	3,383,709,446.75	1,843.92	11.10%	11.55%	11.70%	11.27%	10.72%

Fecha	Patrimonio neto del Fondo	Valor Cuota	Rentabilidad				
			30 días	60 días	90 días	180 días	365 días
6-Oct-24	3,373,344,192.69	1,843.38	11.11%	11.67%	11.72%	11.26%	10.72%
5-Oct-24	3,372,283,622.30	1,842.80	11.13%	11.66%	11.73%	11.25%	10.71%
4-Oct-24	3,371,222,871.43	1,842.22	11.08%	11.64%	11.69%	11.24%	10.70%
3-Oct-24	3,386,129,809.52	1,841.57	10.88%	11.75%	11.67%	11.22%	10.69%
2-Oct-24	3,381,043,514.56	1,840.95	10.89%	11.73%	11.65%	11.20%	10.68%
1-Oct-24	3,381,468,496.64	1,840.29	10.84%	11.70%	11.63%	11.18%	10.67%
30-Sep-24	3,375,249,092.73	1,839.68	10.80%	11.54%	11.63%	11.16%	10.66%
29-Sep-24	3,369,802,684.55	1,838.31	10.25%	11.33%	11.43%	11.05%	10.61%
28-Sep-24	3,368,787,947.42	1,837.76	10.57%	11.34%	11.42%	11.04%	10.60%
27-Sep-24	3,367,773,185.42	1,837.21	10.70%	11.34%	11.44%	11.04%	10.59%
26-Sep-24	3,359,528,490.38	1,836.98	11.51%	11.48%	11.51%	11.07%	10.60%
25-Sep-24	3,358,144,089.85	1,836.80	11.00%	11.60%	11.59%	11.10%	10.62%
24-Sep-24	3,355,317,781.51	1,836.22	11.44%	11.60%	11.58%	11.08%	10.61%
23-Sep-24	3,354,313,609.69	1,835.67	11.44%	11.61%	11.59%	11.07%	10.61%
22-Sep-24	3,338,856,848.39	1,835.40	11.63%	11.73%	11.66%	11.09%	10.62%
21-Sep-24	3,337,857,287.53	1,834.86	11.60%	11.79%	11.67%	11.09%	10.61%
20-Sep-24	3,336,857,686.48	1,834.31	12.76%	11.61%	11.68%	11.08%	10.60%
19-Sep-24	3,318,215,113.49	1,833.70	12.54%	11.62%	11.67%	11.07%	10.59%
18-Sep-24	3,317,137,452.45	1,833.28	12.65%	11.66%	11.69%	11.07%	10.59%
17-Sep-24	3,305,275,052.87	1,831.63	10.70%	11.29%	11.47%	10.93%	10.52%
16-Sep-24	3,306,636,886.92	1,832.19	11.45%	11.78%	11.73%	11.05%	10.58%
15-Sep-24	3,286,276,867.23	1,831.65	11.46%	11.82%	11.82%	11.04%	10.58%
14-Sep-24	3,285,292,416.56	1,831.10	11.47%	11.97%	11.63%	11.02%	10.57%
13-Sep-24	3,284,307,941.90	1,830.55	11.30%	11.97%	11.60%	11.00%	10.56%
12-Sep-24	3,267,503,104.03	1,830.02	11.36%	12.00%	11.60%	10.99%	10.55%
11-Sep-24	3,261,201,081.71	1,829.51	11.55%	12.01%	11.60%	10.98%	10.55%
10-Sep-24	3,256,964,099.33	1,828.93	11.84%	11.99%	11.59%	10.96%	10.54%
9-Sep-24	3,252,214,540.26	1,828.35	11.82%	12.02%	11.60%	10.96%	10.54%
8-Sep-24	3,246,739,571.29	1,827.79	11.82%	12.08%	11.56%	10.95%	10.53%
7-Sep-24	3,245,763,028.77	1,827.24	11.88%	12.11%	11.77%	10.94%	10.52%
6-Sep-24	3,244,788,110.48	1,826.70	12.11%	12.13%	11.65%	10.92%	10.51%
5-Sep-24	3,238,579,816.87	1,826.09	12.07%	12.06%	11.63%	10.91%	10.50%
4-Sep-24	3,217,226,513.76	1,825.60	12.10%	12.08%	11.63%	10.90%	10.49%
3-Sep-24	3,213,059,450.53	1,825.25	12.50%	12.14%	11.68%	10.91%	10.50%
2-Sep-24	3,215,906,978.84	1,824.62	12.45%	12.12%	11.66%	10.89%	10.49%
1-Sep-24	3,226,810,706.34	1,824.04	12.44%	12.12%	11.66%	10.85%	10.48%
31-Aug-24	3,225,842,798.31	1,823.49	12.16%	12.11%	11.65%	10.83%	10.47%
30-Aug-24	3,224,905,036.06	1,822.96	12.32%	12.09%	11.66%	10.84%	10.46%
29-Aug-24	3,224,359,526.79	1,821.93	12.01%	11.95%	11.54%	10.77%	10.43%
28-Aug-24	3,226,455,846.17	1,821.19	11.87%	11.88%	11.48%	10.74%	10.41%
27-Aug-24	3,226,036,155.09	1,819.77	11.34%	11.58%	11.30%	10.64%	10.35%
26-Aug-24	3,219,333,153.07	1,820.34	12.10%	11.97%	11.54%	10.77%	10.42%
25-Aug-24	3,198,460,905.88	1,819.11	11.65%	11.75%	11.37%	10.68%	10.37%
24-Aug-24	3,197,505,921.11	1,818.57	11.67%	11.75%	11.37%	10.66%	10.36%
23-Aug-24	3,196,550,913.30	1,818.03	11.72%	11.76%	11.37%	10.67%	10.36%
22-Aug-24	3,200,261,817.66	1,817.52	11.87%	11.80%	11.37%	10.66%	10.35%
21-Aug-24	3,195,346,378.21	1,815.27	10.35%	11.21%	10.97%	10.45%	10.24%
20-Aug-24	3,198,152,573.55	1,815.00	10.60%	11.30%	11.05%	10.48%	10.26%
19-Aug-24	3,211,020,147.73	1,814.42	10.57%	11.32%	11.02%	10.46%	10.25%
18-Aug-24	3,215,037,142.06	1,815.66	11.78%	11.95%	11.50%	10.66%	10.35%
17-Aug-24	3,214,058,251.62	1,815.11	12.00%	12.07%	11.50%	10.65%	10.34%

Fecha	Patrimonio neto del Fondo	Valor Cuota	Rentabilidad				
			30 días	60 días	90 días	180 días	365 días
16-Aug-24	3,213,079,337.45	1,814.55	12.07%	11.79%	11.51%	10.70%	10.34%
15-Aug-24	3,212,100,399.81	1,814.00	12.35%	11.75%	11.50%	10.69%	10.33%
14-Aug-24	3,197,969,695.09	1,813.71	12.52%	11.82%	11.54%	10.70%	10.34%
13-Aug-24	3,200,014,687.87	1,813.09	12.53%	11.79%	11.50%	10.56%	10.33%
12-Aug-24	3,198,672,004.87	1,812.30	12.35%	11.70%	11.40%	10.52%	10.32%
11-Aug-24	3,183,544,254.39	1,811.31	12.03%	11.57%	11.27%	10.45%	10.28%
10-Aug-24	3,182,585,528.05	1,810.76	12.10%	11.50%	11.25%	10.43%	10.27%
9-Aug-24	3,181,626,715.14	1,810.22	12.22%	11.82%	11.25%	10.47%	10.27%
8-Aug-24	3,180,226,380.36	1,809.57	12.22%	11.61%	11.21%	10.44%	10.27%
7-Aug-24	3,189,902,499.85	1,808.69	12.02%	11.48%	11.12%	10.39%	10.24%
6-Aug-24	3,185,420,827.58	1,808.15	11.93%	11.47%	11.09%	10.37%	10.23%
5-Aug-24	3,179,527,943.42	1,807.63	11.94%	11.48%	11.08%	10.39%	10.23%
4-Aug-24	3,184,507,155.41	1,806.69	11.66%	11.35%	10.97%	10.43%	10.20%
3-Aug-24	3,183,526,542.73	1,806.13	11.66%	11.34%	10.96%	10.42%	10.20%
2-Aug-24	3,182,545,906.41	1,805.57	11.67%	11.33%	10.95%	10.42%	10.19%
1-Aug-24	3,186,182,589.19	1,805.45	11.93%	11.48%	11.03%	10.46%	10.21%
31-Jul-24	3,183,236,069.39	1,804.69	11.74%	11.39%	10.97%	10.42%	10.19%
30-Jul-24	3,176,213,479.39	1,804.12	11.78%	11.36%	10.94%	10.43%	10.19%
29-Jul-24	3,135,892,244.54	1,803.60	11.78%	11.39%	11.02%	10.37%	10.19%
28-Jul-24	3,116,465,178.14	1,802.97	11.72%	11.34%	10.87%	10.34%	10.18%
27-Jul-24	3,115,514,287.30	1,802.42	11.72%	11.32%	10.86%	10.36%	10.18%
26-Jul-24	3,114,546,637.24	1,801.86	11.73%	11.31%	10.84%	10.34%	10.18%
25-Jul-24	3,116,681,010.82	1,801.29	11.71%	11.29%	10.82%	10.33%	10.18%
24-Jul-24	3,105,461,163.21	1,800.67	11.68%	11.26%	10.79%	10.31%	10.17%
23-Jul-24	3,099,812,411.63	1,799.96	11.61%	11.19%	10.74%	10.28%	10.15%
22-Jul-24	3,111,786,229.86	1,799.96	11.96%	11.40%	10.84%	10.36%	10.19%
21-Jul-24	3,110,549,276.52	1,799.32	11.89%	11.34%	10.80%	10.34%	10.17%
20-Jul-24	3,109,632,826.85	1,798.79	11.98%	11.45%	10.47%	10.34%	10.16%
19-Jul-24	3,108,697,257.59	1,798.25	12.01%	11.45%	10.49%	10.33%	10.15%
18-Jul-24	3,113,032,057.30	1,797.38	12.02%	11.35%	10.40%	10.28%	10.13%
17-Jul-24	3,108,588,804.37	1,796.73	11.40%	11.29%	10.36%	10.26%	10.11%
16-Jul-24	3,089,846,876.94	1,795.77	11.03%	11.13%	10.25%	10.23%	10.08%
15-Jul-24	3,096,628,762.63	1,795.24	11.01%	11.09%	10.25%	10.24%	10.08%
14-Jul-24	3,084,165,140.51	1,794.61	10.93%	11.00%	10.25%	10.19%	10.06%
13-Jul-24	3,083,270,045.22	1,794.09	10.95%	10.97%	10.44%	10.19%	10.06%
12-Jul-24	3,082,374,928.25	1,793.57	10.99%	10.94%	10.42%	10.18%	10.04%
11-Jul-24	3,081,734,265.37	1,792.92	10.80%	10.90%	10.37%	10.16%	10.03%
10-Jul-24	3,082,005,739.06	1,792.21	11.30%	10.82%	10.32%	10.13%	10.00%
9-Jul-24	3,078,338,957.94	1,791.58	10.90%	10.76%	10.30%	10.12%	9.99%
8-Jul-24	3,077,861,874.44	1,790.99	10.83%	10.70%	10.25%	10.11%	9.99%
7-Jul-24	3,073,948,289.54	1,790.59	10.90%	10.73%	10.26%	10.14%	9.99%
6-Jul-24	3,073,041,714.29	1,790.06	10.92%	10.71%	10.25%	10.14%	9.98%
5-Jul-24	3,072,135,117.66	1,789.54	10.93%	10.70%	10.25%	10.17%	9.98%
4-Jul-24	3,073,220,879.03	1,788.99	10.92%	10.69%	10.22%	10.16%	9.97%
3-Jul-24	3,074,114,292.64	1,788.41	10.87%	10.66%	10.20%	10.14%	9.97%
2-Jul-24	3,073,212,696.97	1,787.91	10.92%	10.65%	10.18%	10.14%	9.96%
1-Jul-24	3,078,333,933.61	1,787.45	10.93%	10.63%	10.17%	10.15%	9.97%
30-Jun-24	3,057,115,017.16	1,786.82	10.84%	10.72%	10.13%	10.08%	9.95%
29-Jun-24	3,056,213,026.88	1,786.30	10.89%	10.53%	10.11%	10.08%	9.95%
28-Jun-24	3,055,311,013.52	1,785.77	10.86%	10.52%	10.12%	10.07%	9.95%
27-Jun-24	3,059,488,509.10	1,785.22	10.82%	10.50%	10.08%	10.06%	9.95%

Fecha	Patrimonio neto del Fondo	Valor Cuota	Rentabilidad				
			30 días	60 días	90 días	180 días	365 días
26-Jun-24	3,055,335,384.50	1,784.66	10.78%	10.46%	10.05%	10.04%	9.94%
25-Jun-24	3,053,811,856.38	1,784.11	10.77%	10.44%	10.03%	10.04%	9.94%
24-Jun-24	3,057,468,726.99	1,783.55	10.73%	10.41%	10.00%	9.81%	9.94%
23-Jun-24	3,067,278,519.52	1,782.95	10.67%	10.36%	9.96%	10.04%	9.93%
22-Jun-24	3,066,383,990.02	1,782.43	10.73%	10.34%	9.96%	9.97%	9.93%
21-Jun-24	3,065,489,270.02	1,781.91	10.68%	9.85%	9.95%	9.96%	9.93%
20-Jun-24	3,062,568,547.06	1,781.26	10.81%	9.85%	9.90%	9.93%	9.92%
19-Jun-24	3,074,587,187.59	1,780.68	10.78%	9.80%	9.87%	9.91%	9.91%
18-Jun-24	3,101,460,943.14	1,779.79	10.57%	9.66%	9.76%	9.87%	9.92%
17-Jun-24	3,116,822,236.42	1,780.06	11.08%	9.91%	9.92%	10.01%	9.96%
16-Jun-24	3,111,516,189.62	1,779.64	11.13%	9.95%	9.93%	10.00%	9.96%
15-Jun-24	3,110,633,418.99	1,779.14	11.07%	9.99%	9.90%	10.00%	9.96%
14-Jun-24	3,109,750,627.29	1,778.63	10.96%	10.28%	9.87%	9.99%	9.97%
13-Jun-24	3,108,030,027.32	1,778.10	10.89%	10.24%	9.85%	9.97%	9.97%
12-Jun-24	3,106,214,279.41	1,777.51	10.79%	10.20%	9.81%	9.95%	9.99%
11-Jun-24	3,106,752,202.64	1,777.15	10.91%	10.24%	9.83%	9.96%	10.02%
10-Jun-24	3,106,875,594.10	1,775.72	10.25%	9.92%	9.61%	9.86%	9.95%
9-Jun-24	3,109,308,042.56	1,775.68	10.54%	10.04%	9.72%	9.92%	9.98%
8-Jun-24	3,108,449,300.06	1,775.19	10.47%	10.03%	9.70%	9.91%	9.98%
7-Jun-24	3,107,584,703.20	1,774.70	10.48%	10.01%	9.68%	9.94%	9.97%
6-Jun-24	3,112,600,523.06	1,774.14	10.41%	10.01%	9.65%	9.92%	9.97%
5-Jun-24	3,115,750,792.81	1,773.61	10.38%	9.98%	9.63%	9.90%	9.95%
4-Jun-24	3,081,540,489.31	1,773.08	10.38%	9.94%	9.61%	9.88%	9.95%
3-Jun-24	3,085,454,931.24	1,772.57	10.35%	9.92%	9.59%	9.84%	9.95%
2-Jun-24	3,098,097,168.52	1,772.01	10.28%	9.87%	9.51%	9.83%	9.95%
1-Jun-24	3,097,254,957.62	1,771.53	10.24%	9.85%	9.49%	9.82%	9.95%
31-May-24	3,096,403,108.47	1,771.04	10.51%	9.84%	9.52%	9.82%	9.95%
30-May-24	3,088,390,581.50	1,770.44	10.08%	9.82%	9.48%	9.79%	9.95%
29-May-24	3,087,575,393.85	1,769.97	10.10%	9.80%	9.47%	9.79%	9.96%
28-May-24	3,083,687,261.82	1,769.49	10.08%	9.78%	9.49%	9.78%	9.96%
27-May-24	3,094,874,101.69	1,768.99	10.06%	9.76%	9.48%	9.79%	9.96%
26-May-24	3,039,158,962.22	1,768.46	10.01%	9.73%	9.47%	9.77%	9.95%
25-May-24	3,038,291,868.51	1,767.95	10.00%	9.70%	9.45%	9.76%	9.94%
24-May-24	3,037,424,753.91	1,767.45	9.96%	9.71%	9.47%	9.75%	9.93%
23-May-24	3,030,376,983.77	1,766.85	9.86%	9.66%	9.43%	9.73%	9.92%
22-May-24	3,027,000,881.56	1,766.40	8.93%	9.65%	9.42%	9.73%	9.92%
21-May-24	3,034,553,719.51	1,765.58	8.80%	9.51%	9.35%	9.69%	9.90%
20-May-24	3,022,559,682.51	1,765.04	8.75%	9.48%	9.32%	9.75%	9.89%
19-May-24	3,018,020,917.57	1,764.47	8.67%	9.43%	9.29%	9.73%	9.88%
18-May-24	3,017,203,904.65	1,763.99	8.66%	9.41%	9.29%	9.71%	9.87%
17-May-24	3,016,386,872.03	1,763.51	8.70%	9.38%	9.39%	9.74%	9.87%
16-May-24	3,005,297,902.59	1,763.09	8.83%	9.37%	9.39%	9.74%	9.86%
15-May-24	3,005,247,152.21	1,762.75	9.50%	9.40%	9.40%	9.75%	9.86%
14-May-24	3,011,622,427.83	1,762.32	9.51%	9.40%	9.18%	9.73%	9.87%
13-May-24	3,016,501,968.36	1,761.89	9.52%	9.39%	9.18%	9.73%	9.88%
12-May-24	2,990,825,816.07	1,761.35	9.47%	9.38%	9.14%	9.72%	9.87%
11-May-24	2,990,045,486.76	1,760.89	9.52%	9.39%	9.12%	9.71%	9.87%
10-May-24	2,989,265,138.58	1,760.43	9.46%	9.38%	9.22%	9.72%	9.86%
9-May-24	2,986,481,020.67	1,760.04	9.49%	9.38%	9.22%	9.72%	9.86%
8-May-24	2,991,452,058.40	1,759.54	9.47%	9.35%	9.19%	9.71%	9.85%
7-May-24	2,991,929,175.62	1,759.09	9.52%	9.34%	9.17%	9.72%	9.84%

Fecha	Patrimonio neto del Fondo	Valor Cuota	Rentabilidad				
			30 días	60 días	90 días	180 días	365 días
6-May-24	2,989,948,989.55	1,758.61	9.49%	9.33%	9.23%	9.70%	9.86%
5-May-24	2,991,982,459.40	1,758.08	9.43%	9.29%	9.39%	9.69%	9.85%
4-May-24	2,991,199,662.26	1,757.62	9.42%	9.22%	9.39%	9.70%	9.85%
3-May-24	2,990,416,845.82	1,757.16	9.38%	9.19%	9.42%	9.69%	9.84%
2-May-24	3,104,874,463.87	1,756.75	9.39%	9.25%	9.42%	9.69%	9.84%
1-May-24	3,096,596,781.46	1,755.88	9.09%	9.10%	9.31%	9.63%	9.81%
30-Apr-24	3,093,365,875.60	1,755.89	9.49%	9.25%	9.46%	9.69%	9.83%
29-Apr-24	3,092,237,158.76	1,755.41	9.43%	9.28%	9.35%	9.68%	9.82%
28-Apr-24	3,091,424,858.10	1,754.94	9.41%	9.28%	9.33%	9.69%	9.82%
27-Apr-24	3,090,612,537.85	1,754.48	9.38%	9.28%	9.38%	9.69%	9.82%
26-Apr-24	3,089,800,198.00	1,754.02	9.37%	9.26%	9.37%	9.70%	9.82%
25-Apr-24	3,071,543,901.70	1,753.54	9.33%	9.31%	9.36%	9.69%	9.82%
24-Apr-24	3,080,486,957.99	1,753.09	9.37%	9.29%	9.35%	9.68%	9.81%
23-Apr-24	3,076,895,343.47	1,752.64	9.37%	9.28%	9.36%	9.68%	9.81%
22-Apr-24	3,079,239,400.66	1,753.52	10.29%	9.77%	9.72%	9.84%	9.89%
21-Apr-24	3,073,887,159.86	1,752.89	10.15%	9.70%	9.68%	9.82%	9.88%
20-Apr-24	3,073,084,915.02	1,752.44	10.14%	9.69%	9.69%	9.85%	9.88%
19-Apr-24	3,072,282,650.82	1,751.98	10.11%	9.70%	9.69%	9.80%	9.88%
18-Apr-24	3,085,369,561.20	1,751.52	10.09%	9.86%	9.69%	9.79%	9.88%
17-Apr-24	3,105,057,419.33	1,750.99	9.98%	9.81%	9.67%	9.78%	9.89%
16-Apr-24	3,109,934,508.29	1,750.39	9.83%	9.74%	9.69%	9.75%	9.88%
15-Apr-24	3,363,450,407.63	1,749.09	9.22%	9.09%	9.53%	9.64%	9.83%
14-Apr-24	3,359,873,842.75	1,748.65	9.21%	9.10%	9.48%	9.67%	9.83%
13-Apr-24	3,359,009,739.73	1,748.20	9.18%	9.06%	9.48%	9.68%	9.83%
12-Apr-24	3,358,128,601.52	1,747.75	9.22%	9.04%	9.48%	9.68%	9.83%
11-Apr-24	2,969,582,785.64	1,747.23	9.19%	9.16%	9.46%	9.67%	9.85%
10-Apr-24	2,967,057,563.27	1,746.85	9.22%	9.16%	9.48%	9.67%	9.85%
9-Apr-24	2,958,643,820.57	1,746.41	9.19%	9.14%	9.50%	9.66%	9.85%
8-Apr-24	2,968,584,950.14	1,745.95	9.17%	9.11%	9.51%	9.67%	9.86%
7-Apr-24	2,963,706,407.10	1,745.42	9.10%	9.17%	9.54%	9.66%	9.85%
6-Apr-24	2,962,970,687.09	1,744.99	9.09%	9.46%	9.55%	9.65%	9.85%
5-Apr-24	2,962,234,949.32	1,744.56	9.08%	9.45%	9.64%	9.65%	9.86%
4-Apr-24	2,963,716,024.19	1,744.12	8.94%	9.50%	9.63%	9.64%	9.87%
3-Apr-24	2,961,967,219.40	1,743.72	8.92%	9.51%	9.64%	9.64%	10.27%
2-Apr-24	2,966,066,757.13	1,743.29	9.05%	9.51%	9.65%	9.65%	10.27%
1-Apr-24	2,966,587,641.48	1,742.85	9.04%	9.57%	9.67%	9.65%	10.28%
31-Mar-24	2,953,151,351.94	1,742.31	8.94%	9.38%	9.56%	9.63%	10.27%
30-Mar-24	2,952,477,017.68	1,741.91	9.06%	9.38%	9.59%	9.64%	10.28%
29-Mar-24	2,951,753,888.89	1,741.48	9.09%	9.46%	9.58%	9.65%	10.26%
28-Mar-24	2,951,030,742.64	1,741.06	9.11%	9.46%	9.58%	9.64%	10.26%
27-Mar-24	2,947,758,196.03	1,740.62	9.09%	9.45%	9.57%	9.64%	10.26%
26-Mar-24	2,958,220,995.47	1,740.19	9.21%	9.45%	9.61%	9.64%	10.26%
25-Mar-24	2,961,865,807.76	1,739.69	9.14%	9.44%	9.16%	9.62%	10.26%
24-Mar-24	2,947,676,485.26	1,739.24	9.11%	9.51%	9.64%	9.62%	10.26%
23-Mar-24	2,946,958,996.99	1,738.82	9.18%	9.52%	9.53%	9.62%	10.26%
22-Mar-24	2,946,241,490.27	1,738.39	9.18%	9.54%	9.53%	9.63%	10.26%
21-Mar-24	2,939,878,994.04	1,737.96	9.17%	9.56%	9.52%	9.62%	10.27%
20-Mar-24	2,914,865,028.49	1,737.54	9.20%	9.56%	9.52%	9.62%	10.27%
19-Mar-24	2,919,746,158.47	1,737.11	9.54%	9.56%	9.54%	9.62%	10.27%
18-Mar-24	2,925,766,290.70	1,736.74	9.56%	9.67%	9.65%	9.62%	10.28%
17-Mar-24	2,924,065,788.80	1,736.36	9.58%	9.76%	9.66%	9.62%	10.28%

Fecha	Patrimonio neto del Fondo	Valor Cuota	Rentabilidad				
			30 días	60 días	90 días	180 días	365 días
16-Mar-24	2,923,355,499.76	1,735.94	8.90%	9.69%	9.66%	9.62%	10.28%
15-Mar-24	2,922,645,193.70	1,735.51	8.91%	9.70%	9.66%	9.63%	10.28%
14-Mar-24	2,927,365,118.51	1,735.11	8.87%	9.72%	9.66%	9.63%	10.28%
13-Mar-24	2,924,771,320.03	1,734.60	8.80%	9.70%	9.64%	9.61%	10.28%
12-Mar-24	2,924,765,808.04	1,734.13	9.05%	9.69%	9.62%	9.61%	10.29%
11-Mar-24	2,923,867,559.51	1,733.71	9.03%	9.73%	9.65%	9.60%	10.29%
10-Mar-24	2,928,503,410.31	1,733.32	9.03%	9.76%	9.69%	9.61%	10.30%
9-Mar-24	2,927,791,418.15	1,732.89	8.98%	9.84%	9.69%	9.60%	10.30%
8-Mar-24	2,927,079,408.80	1,732.47	9.18%	9.86%	9.75%	9.61%	10.30%
7-Mar-24	2,920,207,434.04	1,732.05	9.75%	9.99%	9.75%	9.61%	10.32%
6-Mar-24	2,914,258,254.06	1,731.63	9.75%	9.99%	9.74%	9.60%	10.32%
5-Mar-24	2,911,270,863.71	1,731.39	9.99%	10.06%	9.76%	9.62%	10.34%
4-Mar-24	2,909,027,402.90	1,731.02	10.02%	10.10%	9.71%	9.63%	10.34%
3-Mar-24	2,908,124,840.90	1,730.42	9.89%	10.07%	9.67%	9.60%	10.33%
2-Mar-24	2,907,425,965.16	1,730.01	10.02%	9.94%	9.67%	9.60%	10.33%
1-Mar-24	2,906,727,072.42	1,729.59	9.74%	9.98%	9.68%	9.60%	10.31%
29-Feb-24	2,907,885,486.09	1,729.04	9.63%	9.93%	9.64%	9.58%	10.31%
28-Feb-24	2,906,496,480.96	1,728.57	9.75%	9.90%	9.63%	9.57%	10.32%
27-Feb-24	2,898,998,822.95	1,728.11	9.72%	9.88%	9.62%	9.56%	10.31%
26-Feb-24	2,898,327,645.40	1,727.71	9.74%	9.95%	9.65%	9.56%	10.31%
25-Feb-24	2,892,820,953.96	1,727.12	9.62%	9.25%	9.60%	9.54%	10.30%
24-Feb-24	2,892,144,519.65	1,726.72	9.66%	9.97%	9.60%	9.54%	10.31%
23-Feb-24	2,891,468,068.99	1,726.32	9.83%	9.82%	9.62%	9.56%	10.28%
22-Feb-24	2,892,406,491.40	1,725.80	9.79%	9.78%	9.59%	9.55%	10.26%
21-Feb-24	2,892,597,496.70	1,725.37	9.82%	9.77%	9.58%	9.54%	10.27%
20-Feb-24	2,889,798,288.92	1,724.95	9.87%	9.77%	9.61%	9.54%	10.38%
19-Feb-24	2,888,920,834.79	1,724.49	9.85%	9.79%	9.73%	9.54%	10.39%
18-Feb-24	2,884,398,000.70	1,723.59	9.51%	9.77%	9.62%	9.48%	10.36%
17-Feb-24	2,883,740,094.21	1,723.20	9.70%	9.76%	9.60%	9.49%	10.36%
16-Feb-24	2,883,070,212.96	1,722.80	9.88%	9.78%	9.66%	9.49%	10.37%
15-Feb-24	2,877,340,481.94	1,723.33	10.41%	10.12%	9.89%	9.61%	10.42%
14-Feb-24	2,856,706,290.55	1,722.89	10.41%	10.10%	9.88%	9.60%	10.43%
13-Feb-24	2,855,393,959.81	1,722.55	10.50%	10.13%	9.86%	9.61%	10.39%
12-Feb-24	2,853,371,914.27	1,722.14	10.52%	10.13%	9.87%	9.62%	10.40%
11-Feb-24	2,845,598,669.93	1,721.32	10.24%	10.02%	9.78%	9.57%	10.37%
10-Feb-24	2,844,957,500.14	1,720.93	10.35%	10.08%	9.79%	9.58%	10.38%
9-Feb-24	2,844,316,314.87	1,720.54	10.41%	10.09%	9.81%	9.59%	10.39%
8-Feb-24	2,822,212,395.80	1,720.19	10.61%	10.21%	9.82%	9.60%	10.39%
7-Feb-24	2,816,239,664.61	1,719.49	10.46%	10.10%	9.75%	9.56%	10.38%
6-Feb-24	2,812,986,666.17	1,718.28	10.14%	9.81%	9.59%	9.47%	10.33%
5-Feb-24	2,813,258,875.67	1,717.86	10.15%	9.78%	9.56%	9.49%	10.34%
4-Feb-24	2,819,795,488.57	1,717.29	10.05%	9.63%	9.52%	9.47%	10.33%
3-Feb-24	2,819,129,544.00	1,716.89	10.10%	9.64%	9.55%	9.47%	10.34%
2-Feb-24	2,818,447,923.44	1,716.47	10.16%	9.64%	9.54%	9.48%	10.36%
1-Feb-24	2,821,233,290.03	1,715.87	9.77%	9.58%	9.49%	9.46%	10.39%
31-Jan-24	2,826,245,785.71	1,715.85	10.13%	9.71%	9.58%	9.51%	10.42%
30-Jan-24	2,999,412,871.98	1,715.46	10.15%	9.72%	9.59%	9.51%	10.43%
29-Jan-24	2,997,923,946.14	1,714.82	9.98%	9.64%	9.54%	9.49%	10.42%
28-Jan-24	2,997,196,975.03	1,714.41	9.97%	9.68%	9.57%	9.49%	10.42%
27-Jan-24	2,996,469,986.17	1,713.99	10.08%	9.66%	9.57%	9.51%	10.42%
26-Jan-24	2,995,734,682.33	1,713.57	8.80%	9.66%	9.59%	9.51%	10.46%

Fecha	Patrimonio neto del Fondo	Valor Cuota	Rentabilidad				
			30 días	60 días	90 días	180 días	365 días
25-Jan-24	2,979,298,912.30	1,713.11	10.20%	9.66%	9.57%	9.51%	10.42%
24-Jan-24	2,989,167,119.60	1,712.48	9.73%	9.58%	9.51%	9.50%	10.41%
23-Jan-24	2,974,016,125.46	1,712.02	9.69%	9.56%	9.51%	9.51%	10.41%
22-Jan-24	2,972,272,328.15	1,711.56	9.64%	9.58%	9.50%	9.51%	10.41%
21-Jan-24	2,979,610,161.71	1,711.08	9.59%	9.75%	9.49%	9.51%	10.41%
20-Jan-24	2,978,873,954.58	1,710.65	9.66%	9.75%	9.56%	9.50%	10.41%
19-Jan-24	2,978,130,784.92	1,710.23	9.95%	9.71%	9.47%	9.52%	10.42%
18-Jan-24	2,978,629,176.89	1,709.56	9.75%	9.70%	9.40%	9.48%	10.40%
17-Jan-24	2,977,655,592.44	1,708.93	9.61%	9.62%	9.34%	9.45%	10.39%
16-Jan-24	2,980,727,711.45	1,708.71	9.74%	9.69%	9.38%	9.46%	10.41%
15-Jan-24	2,972,533,152.93	1,708.28	9.72%	9.63%	9.37%	9.47%	10.47%
14-Jan-24	2,960,061,400.81	1,707.81	9.67%	9.62%	9.41%	9.45%	10.47%
13-Jan-24	2,959,318,139.39	1,707.38	9.65%	9.62%	9.43%	9.45%	10.47%
12-Jan-24	2,958,564,359.74	1,706.95	9.72%	9.62%	9.44%	9.46%	10.42%
11-Jan-24	3,026,280,006.98	1,706.42	9.73%	9.60%	9.41%	9.44%	10.41%
10-Jan-24	3,011,880,625.83	1,705.94	9.69%	9.57%	9.39%	9.43%	10.41%
9-Jan-24	3,010,870,847.35	1,705.32	9.72%	9.49%	9.33%	9.38%	10.41%
8-Jan-24	3,009,759,463.08	1,704.83	9.66%	9.51%	9.32%	9.38%	10.40%
7-Jan-24	3,005,512,990.76	1,704.07	9.40%	9.34%	9.25%	9.31%	10.38%
6-Jan-24	3,004,759,096.46	1,703.65	9.33%	9.33%	9.24%	9.32%	10.38%
5-Jan-24	3,004,005,184.29	1,703.22	9.13%	9.36%	9.23%	9.33%	10.38%
4-Jan-24	3,024,903,616.54	1,702.75	9.10%	9.34%	9.21%	9.32%	10.38%
3-Jan-24	3,021,446,529.67	1,702.25	9.03%	9.30%	9.18%	9.31%	10.39%
2-Jan-24	3,019,188,348.18	1,702.20	9.31%	9.42%	9.29%	9.35%	10.42%
1-Jan-24	2,992,258,565.99	1,701.68	9.22%	9.38%	9.26%	9.34%	10.41%
31-Dec-23	2,991,553,282.80	1,701.28	9.22%	9.39%	9.26%	9.34%	10.41%
30-Dec-23	2,990,855,905.46	1,700.88	9.23%	9.44%	9.27%	9.35%	10.41%
29-Dec-23	2,990,155,750.97	1,700.48	9.32%	9.44%	9.29%	9.36%	10.42%
28-Dec-23	3,010,989,710.93	1,699.91	9.16%	9.42%	9.24%	9.34%	10.41%
27-Dec-23	3,005,720,739.37	1,701.26	10.44%	10.05%	9.67%	9.56%	10.48%
26-Dec-23	2,994,448,038.29	1,698.87	9.05%	9.32%	9.19%	9.33%	10.36%
25-Dec-23	2,991,022,953.35	1,698.89	9.35%	9.49%	9.29%	9.39%	10.40%
24-Dec-23	2,990,319,027.77	1,698.49	9.35%	9.50%	9.29%	9.39%	10.40%
23-Dec-23	2,989,615,085.46	1,698.09	9.44%	9.51%	9.29%	9.40%	10.40%
22-Dec-23	2,988,911,125.79	1,697.69	9.84%	9.63%	9.31%	9.42%	10.51%
21-Dec-23	2,985,056,977.80	1,697.18	9.76%	9.45%	9.28%	9.41%	10.50%
20-Dec-23	3,011,385,098.40	1,696.36	9.40%	9.29%	9.17%	9.37%	10.48%
19-Dec-23	3,017,179,146.52	1,695.98	9.58%	9.30%	9.17%	9.38%	10.48%
18-Dec-23	2,981,595,636.66	1,695.53	9.55%	9.26%	9.16%	9.39%	10.51%
17-Dec-23	2,971,111,040.03	1,695.14	9.57%	9.28%	9.16%	9.39%	10.51%
16-Dec-23	2,970,414,996.96	1,694.74	9.46%	9.35%	9.17%	9.46%	10.51%
15-Dec-23	2,969,718,851.98	1,694.35	9.49%	9.39%	9.18%	9.46%	10.54%
14-Dec-23	2,959,712,439.00	1,693.94	9.51%	9.42%	9.18%	9.47%	10.54%
13-Dec-23	2,892,214,791.27	1,693.42	9.44%	9.37%	9.14%	9.46%	10.53%
12-Dec-23	2,893,057,030.17	1,692.88	9.39%	9.32%	9.11%	9.46%	10.53%
11-Dec-23	2,894,924,135.26	1,692.46	9.38%	9.31%	9.10%	9.48%	10.53%
10-Dec-23	2,886,104,590.05	1,691.80	9.18%	9.23%	9.04%	9.49%	10.51%
9-Dec-23	2,885,429,300.47	1,691.40	9.29%	9.26%	9.04%	9.55%	10.52%
8-Dec-23	2,884,753,994.55	1,691.01	9.21%	9.24%	9.06%	9.55%	10.52%
7-Dec-23	2,882,467,222.86	1,690.69	9.26%	9.27%	9.07%	9.56%	10.53%
6-Dec-23	2,840,794,575.83	1,690.53	9.52%	9.35%	9.12%	9.60%	10.54%

Fecha	Patrimonio neto del Fondo	Valor Cuota	Rentabilidad				
			30 días	60 días	90 días	180 días	365 días
5-Dec-23	2,844,947,067.41	1,690.11	9.50%	9.34%	9.12%	9.60%	10.54%
4-Dec-23	2,837,055,496.69	1,689.71	9.49%	9.36%	9.11%	9.60%	10.55%
3-Dec-23	2,848,598,152.14	1,689.27	9.46%	9.35%	9.09%	9.58%	10.55%
2-Dec-23	2,847,941,574.82	1,688.88	9.48%	9.36%	9.10%	9.59%	10.55%
1-Dec-23	2,847,277,481.40	1,688.49	9.49%	9.37%	9.11%	9.61%	10.55%
30-Nov-23	2,843,934,591.63	1,688.07	9.57%	9.40%	9.10%	9.61%	10.55%
29-Nov-23	2,841,220,367.21	1,687.55	9.49%	9.34%	9.07%	9.60%	10.55%
28-Nov-23	2,842,641,726.89	1,687.20	9.61%	9.35%	9.07%	9.62%	10.56%
27-Nov-23	2,839,139,164.18	1,686.79	9.58%	9.35%	9.06%	9.63%	10.57%
26-Nov-23	2,815,914,879.31	1,686.33	9.53%	9.33%	9.05%	9.67%	10.56%
25-Nov-23	2,815,259,271.79	1,685.94	9.55%	9.33%	9.06%	9.67%	10.56%
24-Nov-23	2,814,584,759.32	1,685.54	9.57%	9.33%	9.09%	9.67%	10.60%
23-Nov-23	2,813,000,378.80	1,685.01	9.51%	9.32%	9.06%	9.65%	10.56%
22-Nov-23	2,751,621,971.71	1,684.07	9.34%	9.11%	8.92%	9.58%	10.53%
21-Nov-23	2,759,200,502.84	1,683.67	9.08%	9.10%	8.92%	9.58%	10.53%
20-Nov-23	2,761,966,501.41	1,683.35	9.12%	9.13%	8.96%	9.59%	10.55%
19-Nov-23	2,760,225,518.53	1,682.72	8.94%	9.04%	8.90%	9.56%	10.53%
18-Nov-23	2,759,566,177.42	1,682.32	8.91%	9.04%	8.91%	9.56%	10.53%
17-Nov-23	2,758,906,820.35	1,681.92	8.92%	9.04%	8.91%	9.56%	10.53%
16-Nov-23	2,761,239,794.84	1,681.66	9.17%	9.12%	8.95%	9.58%	10.54%
15-Nov-23	2,759,216,053.38	1,681.24	9.23%	9.10%	8.94%	9.57%	10.54%
14-Nov-23	2,756,896,405.06	1,680.80	9.26%	9.07%	8.93%	9.56%	10.54%
13-Nov-23	2,749,504,245.43	1,680.39	9.24%	9.07%	8.94%	9.55%	10.54%
12-Nov-23	2,751,303,269.32	1,679.91	9.17%	9.04%	8.92%	9.53%	10.54%
11-Nov-23	2,750,663,560.46	1,679.52	9.17%	9.04%	8.93%	9.55%	10.54%
10-Nov-23	2,750,023,836.11	1,679.13	9.21%	9.05%	8.96%	9.57%	10.51%
9-Nov-23	2,748,790,158.41	1,678.59	9.15%	9.02%	8.93%	9.55%	10.51%
8-Nov-23	2,748,441,525.44	1,678.31	9.21%	9.05%	8.96%	9.56%	10.53%
7-Nov-23	2,746,643,815.57	1,677.91	9.20%	9.04%	8.97%	9.54%	10.54%
6-Nov-23	2,744,830,058.22	1,677.40	9.10%	9.00%	8.98%	9.53%	10.54%
5-Nov-23	2,744,194,978.20	1,677.01	9.10%	8.99%	8.98%	9.53%	10.54%
4-Nov-23	2,743,559,837.73	1,676.62	9.16%	8.98%	8.99%	9.51%	10.54%
3-Nov-23	2,742,924,681.70	1,676.24	9.18%	8.99%	9.01%	9.57%	10.61%
2-Nov-23	2,736,163,291.55	1,675.83	9.18%	9.01%	9.01%	9.56%	10.59%
1-Nov-23	2,735,261,927.13	1,675.42	9.19%	8.99%	9.01%	9.55%	10.57%
31-Oct-23	2,741,683,237.42	1,674.90	9.15%	8.94%	8.99%	9.53%	10.56%
30-Oct-23	2,741,051,473.24	1,674.49	9.12%	8.91%	9.00%	9.52%	10.69%
29-Oct-23	2,746,256,439.74	1,673.98	9.02%	8.87%	8.98%	9.51%	10.68%
28-Oct-23	2,745,635,665.92	1,673.60	9.05%	8.88%	9.01%	9.49%	10.68%
27-Oct-23	2,745,014,876.87	1,673.23	9.06%	8.90%	9.01%	9.48%	10.70%
26-Oct-23	2,743,375,472.22	1,672.81	9.04%	8.94%	9.04%	9.48%	10.68%
25-Oct-23	2,736,076,436.56	1,672.38	9.02%	8.92%	9.06%	9.48%	10.68%
24-Oct-23	2,739,021,888.58	1,671.95	9.06%	8.90%	9.09%	9.50%	10.68%
23-Oct-23	2,738,044,579.13	1,671.24	8.81%	8.79%	9.01%	9.47%	10.66%
22-Oct-23	2,738,545,954.06	1,671.21	9.06%	8.95%	9.12%	9.49%	10.68%
21-Oct-23	2,737,928,541.56	1,670.83	9.07%	8.95%	9.12%	9.50%	10.68%
20-Oct-23	2,737,304,947.65	1,670.45	9.07%	8.99%	9.16%	9.50%	10.82%
19-Oct-23	2,728,469,157.72	1,670.10	9.10%	9.00%	9.16%	9.51%	10.80%
18-Oct-23	2,727,840,756.56	1,669.68	9.10%	8.99%	9.14%	9.51%	10.82%
17-Oct-23	2,726,614,676.52	1,669.09	9.00%	8.91%	9.08%	9.49%	10.80%
16-Oct-23	2,724,941,934.25	1,668.58	8.90%	8.88%	9.07%	9.49%	10.80%

Fecha	Patrimonio neto del Fondo	Valor Cuota	Rentabilidad				
			30 días	60 días	90 días	180 días	365 días
15-Oct-23	2,725,083,755.37	1,668.10	8.82%	8.87%	9.04%	9.50%	10.79%
14-Oct-23	2,724,464,753.39	1,667.72	8.83%	8.87%	9.04%	9.51%	10.79%
13-Oct-23	2,723,845,736.20	1,667.34	8.85%	8.89%	9.07%	9.52%	10.78%
12-Oct-23	2,719,662,048.96	1,666.96	8.85%	8.94%	9.06%	9.53%	10.78%
11-Oct-23	2,720,790,705.30	1,666.52	8.82%	8.92%	9.05%	9.53%	10.53%
10-Oct-23	2,725,860,031.84	1,666.06	8.82%	8.89%	8.99%	9.51%	10.52%
9-Oct-23	2,723,651,309.73	1,665.70	8.82%	8.93%	9.01%	9.57%	10.52%
8-Oct-23	2,720,812,904.30	1,665.32	8.82%	8.99%	8.97%	9.57%	10.52%
7-Oct-23	2,720,196,264.68	1,664.94	8.83%	8.99%	9.00%	9.58%	10.52%
6-Oct-23	2,719,571,901.70	1,664.56	8.82%	9.00%	9.03%	9.60%	10.53%
5-Oct-23	2,722,844,216.54	1,664.09	8.74%	9.01%	9.01%	9.60%	10.52%
4-Oct-23	2,723,109,119.72	1,663.69	8.74%	9.01%	9.00%	9.60%	10.51%
3-Oct-23	2,721,925,911.99	1,663.28	8.77%	9.01%	9.00%	9.61%	10.50%
2-Oct-23	2,732,179,246.33	1,662.87	8.73%	9.02%	9.00%	9.63%	10.45%
1-Oct-23	2,733,190,232.22	1,662.39	8.65%	9.00%	8.99%	10.40%	10.44%
30-Sep-23	2,732,596,668.81	1,662.03	8.64%	9.03%	9.01%	10.41%	10.44%
29-Sep-23	2,731,991,204.78	1,661.66	8.66%	9.08%	9.04%	10.42%	10.45%
28-Sep-23	2,731,870,739.48	1,661.24	8.65%	9.07%	9.03%	10.43%	10.49%
27-Sep-23	2,730,457,724.32	1,660.86	8.68%	9.12%	9.03%	10.44%	10.48%
26-Sep-23	2,727,275,626.27	1,660.47	8.77%	9.16%	9.07%	10.40%	10.48%
25-Sep-23	2,727,447,012.58	1,660.07	8.75%	9.21%	9.09%	10.41%	10.48%
24-Sep-23	2,728,649,776.52	1,659.59	8.68%	9.19%	9.07%	10.40%	10.47%
23-Sep-23	2,728,050,438.62	1,659.23	8.71%	9.22%	9.09%	10.41%	10.47%
22-Sep-23	2,727,446,439.96	1,658.86	8.78%	9.22%	9.14%	10.42%	10.47%
21-Sep-23	2,727,029,803.30	1,658.46	8.77%	9.27%	9.15%	10.42%	10.43%
20-Sep-23	2,729,930,909.77	1,658.09	8.83%	9.27%	9.16%	10.43%	10.43%
19-Sep-23	2,732,301,854.44	1,657.70	8.84%	9.25%	9.19%	10.44%	10.43%
18-Sep-23	2,720,390,745.46	1,657.28	8.82%	9.23%	9.20%	10.44%	8.58%
17-Sep-23	2,720,807,651.26	1,656.83	8.76%	9.23%	9.19%	10.43%	9.19%
16-Sep-23	2,720,204,003.10	1,656.47	8.79%	9.22%	9.33%	10.44%	9.79%
15-Sep-23	2,719,600,340.27	1,656.10	8.85%	9.22%	9.34%	10.46%	10.42%
14-Sep-23	2,723,629,902.41	1,655.70	8.85%	9.26%	9.35%	10.46%	10.54%
13-Sep-23	2,724,674,963.10	1,655.31	8.87%	9.25%	9.36%	10.47%	10.55%
12-Sep-23	2,734,925,197.97	1,654.92	8.96%	9.24%	9.40%	10.46%	10.59%
11-Sep-23	2,735,073,200.75	1,654.53	8.95%	9.17%	9.44%	10.47%	10.59%
10-Sep-23	2,733,072,599.33	1,654.07	8.91%	9.18%	9.52%	10.46%	10.58%
9-Sep-23	2,732,470,165.40	1,653.71	8.97%	9.12%	9.64%	10.49%	10.58%
8-Sep-23	2,731,867,716.89	1,653.34	9.09%	9.17%	9.64%	10.50%	10.58%
7-Sep-23	2,724,151,437.90	1,652.95	9.10%	9.20%	9.65%	10.51%	10.57%
6-Sep-23	2,723,627,075.23	1,652.58	9.12%	9.21%	9.66%	10.51%	10.55%
5-Sep-23	2,724,770,915.18	1,652.23	9.22%	9.22%	9.67%	10.53%	10.54%
4-Sep-23	2,722,364,178.50	1,651.83	9.22%	9.22%	9.68%	10.56%	10.53%
3-Sep-23	2,725,111,128.55	1,651.38	9.19%	9.20%	9.64%	10.56%	10.52%
2-Sep-23	2,724,517,813.56	1,651.02	9.24%	9.24%	9.66%	10.57%	10.52%
1-Sep-23	2,723,902,007.62	1,650.65	9.29%	9.26%	9.69%	10.57%	10.50%
31-Aug-23	2,723,332,180.86	1,650.31	9.35%	9.31%	9.72%	10.58%	10.49%
30-Aug-23	2,719,904,184.63	1,649.91	9.42%	9.31%	9.73%	10.59%	10.49%
29-Aug-23	2,721,908,221.04	1,649.52	9.42%	9.30%	9.75%	10.55%	10.52%
28-Aug-23	2,712,750,851.02	1,649.10	9.49%	9.34%	9.78%	10.56%	10.63%
27-Aug-23	2,717,746,301.93	1,648.59	9.49%	9.33%	9.83%	10.57%	10.62%
26-Aug-23	2,717,127,974.77	1,648.21	9.60%	9.34%	9.82%	10.56%	10.62%

Fecha	Patrimonio neto del Fondo	Valor Cuota	Rentabilidad				
			30 días	60 días	90 días	180 días	365 días
25-Aug-23	2,716,500,466.14	1,647.83	9.63%	9.36%	9.84%	10.57%	10.48%
24-Aug-23	2,716,841,485.52	1,647.43	9.66%	9.42%	9.82%	10.57%	10.48%
23-Aug-23	2,716,879,786.49	1,646.98	9.60%	9.41%	9.80%	10.58%	10.47%
22-Aug-23	2,716,242,329.29	1,646.59	9.71%	9.43%	9.80%	10.53%	10.53%
21-Aug-23	2,736,503,597.40	1,646.13	9.63%	9.45%	9.79%	10.48%	10.49%
20-Aug-23	2,718,116,214.21	1,645.74	9.60%	9.47%	9.78%	10.50%	10.49%
19-Aug-23	2,717,489,369.60	1,645.36	9.57%	9.48%	9.80%	10.72%	10.49%
18-Aug-23	2,716,862,509.83	1,644.98	9.62%	9.68%	9.80%	10.74%	10.48%
17-Aug-23	2,708,889,365.14	1,644.58	9.57%	9.69%	9.79%	10.74%	10.43%
16-Aug-23	2,707,139,227.12	1,644.14	9.53%	9.68%	9.77%	10.74%	10.42%
15-Aug-23	2,706,491,015.07	1,643.74	9.61%	9.69%	9.75%	10.75%	10.42%
14-Aug-23	2,709,276,806.68	1,643.33	9.56%	9.74%	9.74%	10.74%	10.41%
13-Aug-23	2,703,404,521.18	1,642.82	9.45%	9.76%	9.69%	10.74%	10.40%
12-Aug-23	2,702,776,429.85	1,642.44	9.33%	9.90%	9.72%	10.66%	10.40%
11-Aug-23	2,702,127,614.40	1,642.05	9.39%	10.08%	9.77%	10.67%	10.56%
10-Aug-23	2,726,436,942.27	1,641.60	9.21%	10.03%	9.74%	10.67%	10.56%
9-Aug-23	2,724,461,444.73	1,641.08	9.18%	10.00%	9.70%	10.66%	10.54%
8-Aug-23	2,731,526,591.92	1,640.69	9.24%	10.01%	9.67%	10.68%	10.54%
7-Aug-23	2,742,655,216.87	1,640.28	9.22%	10.01%	9.66%	10.67%	10.54%
6-Aug-23	2,743,924,750.21	1,639.80	9.15%	9.98%	9.63%	10.67%	10.53%
5-Aug-23	2,743,257,740.53	1,639.40	9.15%	9.94%	9.60%	10.68%	10.52%
4-Aug-23	2,742,590,714.72	1,639.00	9.15%	9.96%	9.70%	10.69%	10.52%
3-Aug-23	2,742,896,601.04	1,638.58	9.17%	9.99%	9.68%	10.70%	10.52%
2-Aug-23	2,732,402,989.35	1,638.15	9.15%	9.99%	9.66%	10.70%	10.51%
1-Aug-23	2,729,240,735.08	1,637.73	9.20%	9.99%	9.64%	10.74%	10.46%
31-Jul-23	2,723,133,450.21	1,637.23	9.12%	9.99%	9.60%	10.81%	10.45%
30-Jul-23	2,721,001,386.10	1,636.84	9.11%	10.03%	9.61%	10.82%	10.44%
29-Jul-23	2,720,162,727.42	1,636.34	9.13%	10.11%	9.52%	10.83%	10.43%
28-Jul-23	2,719,324,048.57	1,635.83	9.11%	10.06%	9.48%	10.81%	10.41%
27-Jul-23	2,719,954,347.77	1,635.31	9.01%	10.02%	9.45%	10.80%	10.40%
26-Jul-23	2,718,013,572.95	1,634.90	9.02%	9.99%	9.45%	10.80%	10.39%
25-Jul-23	2,712,833,752.78	1,634.45	9.10%	9.96%	9.47%	10.87%	10.38%
24-Jul-23	2,712,011,380.29	1,634.09	9.15%	9.96%	9.50%	10.80%	10.39%
23-Jul-23	2,706,202,346.52	1,633.56	9.08%	9.92%	9.42%	10.78%	10.37%
22-Jul-23	2,705,623,686.61	1,633.21	9.19%	9.93%	9.43%	10.80%	10.36%
21-Jul-23	2,705,045,012.89	1,632.86	9.26%	9.96%	9.45%	10.82%	10.36%
20-Jul-23	2,705,170,675.76	1,632.52	9.31%	9.98%	9.46%	10.83%	10.36%
19-Jul-23	2,703,134,683.40	1,632.08	9.68%	9.95%	9.46%	10.82%	10.36%
18-Jul-23	2,703,528,480.54	1,631.74	9.73%	9.95%	9.48%	10.85%	10.35%
17-Jul-23	2,705,086,725.04	1,631.37	9.76%	9.94%	9.51%	10.85%	10.34%
16-Jul-23	2,701,729,976.97	1,630.87	9.70%	9.88%	9.52%	10.85%	10.33%
15-Jul-23	2,701,145,350.61	1,630.51	9.84%	9.87%	9.55%	10.86%	10.33%
14-Jul-23	2,700,560,710.11	1,630.16	9.99%	9.92%	9.58%	10.98%	10.31%
13-Jul-23	2,700,259,281.87	1,629.94	10.39%	10.06%	9.64%	11.01%	10.33%
12-Jul-23	2,707,413,305.38	1,629.48	10.69%	10.01%	9.63%	11.01%	10.32%
11-Jul-23	2,652,707,047.51	1,629.27	10.78%	10.07%	9.65%	10.93%	10.33%
10-Jul-23	2,653,119,417.60	1,628.79	10.73%	9.99%	9.74%	10.92%	10.38%
9-Jul-23	2,678,712,753.26	1,628.32	10.69%	9.95%	9.71%	10.93%	10.31%
8-Jul-23	2,678,086,899.49	1,627.94	10.71%	9.94%	9.73%	10.95%	10.30%
7-Jul-23	2,677,461,030.57	1,627.56	10.74%	9.90%	9.77%	10.95%	10.27%
6-Jul-23	2,677,644,983.00	1,627.16	10.66%	10.05%	9.77%	10.95%	10.26%

Fecha	Patrimonio neto del Fondo	Valor Cuota	Rentabilidad				
			30 días	60 días	90 días	180 días	365 días
5-Jul-23	2,662,583,977.77	1,626.77	10.69%	10.03%	9.78%	10.95%	10.26%
4-Jul-23	2,658,027,297.20	1,626.33	10.73%	10.00%	9.78%	10.95%	10.25%
3-Jul-23	2,664,155,793.23	1,625.91	10.74%	9.96%	9.81%	10.96%	10.24%
2-Jul-23	2,665,440,625.21	1,625.44	10.70%	9.91%	11.32%	10.96%	10.22%
1-Jul-23	2,664,819,726.29	1,625.06	10.78%	9.93%	11.33%	10.98%	10.22%
30-Jun-23	2,664,189,298.60	1,624.67	10.87%	9.85%	11.36%	10.98%	10.20%
29-Jun-23	2,667,298,024.88	1,624.15	11.01%	9.78%	11.34%	10.97%	10.19%
28-Jun-23	2,667,742,974.68	1,623.68	10.92%	9.75%	11.33%	10.95%	10.22%
27-Jun-23	2,682,187,999.16	1,623.29	10.95%	9.76%	11.26%	10.96%	10.20%
26-Jun-23	2,678,727,878.91	1,622.86	10.88%	9.79%	11.26%	10.96%	10.19%
25-Jun-23	2,688,831,921.00	1,622.30	10.73%	9.76%	11.22%	10.86%	10.17%
24-Jun-23	2,688,135,418.00	1,621.88	10.69%	9.67%	11.22%	10.86%	10.16%
23-Jun-23	2,687,438,899.04	1,621.46	10.68%	9.67%	11.23%	10.89%	10.12%
22-Jun-23	2,685,527,990.83	1,620.97	10.59%	9.63%	11.21%	10.87%	10.12%
21-Jun-23	2,684,671,320.50	1,620.52	10.58%	9.62%	11.20%	10.86%	10.11%
20-Jun-23	2,683,943,108.81	1,620.12	10.58%	9.63%	11.21%	11.07%	10.09%
19-Jun-23	2,682,697,648.43	1,619.21	10.14%	9.44%	11.08%	11.00%	10.09%
18-Jun-23	2,673,220,835.26	1,618.80	10.10%	9.46%	11.08%	11.00%	10.08%
17-Jun-23	2,672,534,090.24	1,618.38	10.03%	9.51%	11.08%	11.01%	10.07%
16-Jun-23	2,671,847,328.46	1,617.97	9.99%	9.53%	11.10%	11.06%	10.06%
15-Jun-23	2,670,811,626.21	1,617.44	9.82%	9.51%	11.07%	11.04%	10.04%
14-Jun-23	2,670,246,582.48	1,616.88	9.77%	9.46%	11.03%	11.02%	9.99%
13-Jun-23	2,668,537,427.85	1,616.14	9.64%	9.34%	10.93%	11.02%	10.03%
12-Jun-23	2,667,168,197.64	1,615.29	9.26%	9.14%	10.83%	10.97%	10.04%
11-Jun-23	2,685,607,013.73	1,614.97	9.28%	9.32%	10.83%	10.97%	10.04%
10-Jun-23	2,684,916,643.74	1,614.55	9.16%	9.29%	10.89%	10.97%	10.03%
9-Jun-23	2,684,226,256.97	1,614.14	9.12%	9.30%	10.89%	10.98%	10.02%
8-Jun-23	2,685,683,611.11	1,613.74	9.10%	9.36%	10.89%	10.98%	10.01%
7-Jun-23	2,684,986,061.96	1,613.32	8.98%	9.36%	10.89%	10.98%	10.00%
6-Jun-23	2,689,006,665.64	1,613.04	9.36%	9.41%	10.93%	10.99%	9.93%
5-Jun-23	2,686,007,027.51	1,612.61	9.30%	9.41%	11.00%	10.99%	9.91%
4-Jun-23	2,718,037,145.85	1,612.11	9.18%	9.43%	10.98%	10.98%	9.90%
3-Jun-23	2,717,320,776.86	1,611.69	9.11%	11.69%	10.98%	10.98%	9.89%
2-Jun-23	2,716,604,390.73	1,611.26	9.04%	11.69%	10.96%	10.98%	9.87%
1-Jun-23	2,911,427,801.99	1,610.79	9.00%	11.69%	10.95%	10.97%	9.86%
31-May-23	2,908,510,483.08	1,610.28	8.75%	11.66%	10.92%	10.96%	9.84%
30-May-23	2,907,802,084.24	1,609.58	8.46%	11.56%	10.77%	10.92%	9.81%
29-May-23	2,922,994,962.59	1,609.23	8.50%	11.47%	10.80%	10.93%	9.80%
28-May-23	2,917,984,885.26	1,608.82	8.50%	11.47%	10.84%	10.93%	9.79%
27-May-23	2,917,368,058.36	1,608.48	8.62%	11.50%	10.83%	10.96%	9.78%
26-May-23	2,916,738,091.51	1,608.13	8.71%	11.53%	10.86%	10.97%	9.78%
25-May-23	2,916,571,451.67	1,607.75	8.58%	11.56%	10.87%	10.97%	9.78%
24-May-23	2,917,465,293.63	1,607.35	8.59%	11.56%	10.88%	10.97%	9.78%
23-May-23	2,922,367,010.69	1,606.98	8.60%	11.57%	10.79%	11.04%	9.77%
22-May-23	2,916,747,000.51	1,606.55	8.58%	11.57%	10.70%	10.98%	9.75%
21-May-23	2,919,570,117.38	1,606.16	8.60%	11.58%	10.74%	10.99%	9.74%
20-May-23	2,918,952,390.31	1,605.82	8.66%	11.61%	11.18%	11.00%	9.73%
19-May-23	2,918,327,036.66	1,605.48	8.76%	11.64%	11.22%	11.01%	9.76%
18-May-23	2,892,016,368.45	1,605.15	8.92%	11.70%	11.25%	11.02%	9.76%
17-May-23	2,887,855,275.66	1,604.79	8.99%	11.72%	11.27%	11.02%	9.76%
16-May-23	2,888,847,097.41	1,604.48	9.12%	11.75%	11.30%	11.03%	9.93%

Fecha	Patrimonio neto del Fondo	Valor Cuota	Rentabilidad				
			30 días	60 días	90 días	180 días	365 días
15-May-23	2,887,151,555.89	1,604.01	9.09%	11.71%	11.26%	11.03%	9.74%
14-May-23	2,880,352,988.04	1,603.44	8.98%	11.65%	11.24%	11.00%	9.72%
13-May-23	2,879,729,793.55	1,603.09	8.94%	11.66%	11.09%	11.02%	9.71%
12-May-23	2,879,106,583.95	1,602.74	9.29%	11.76%	11.12%	11.02%	9.70%
11-May-23	2,879,708,573.66	1,602.48	9.36%	11.83%	11.17%	11.04%	9.63%
10-May-23	2,881,504,153.32	1,602.12	9.42%	11.84%	11.19%	11.04%	9.62%
9-May-23	2,881,019,396.17	1,601.76	9.55%	11.86%	11.23%	10.99%	9.61%
8-May-23	2,901,675,607.37	1,601.51	9.67%	11.93%	11.25%	11.01%	9.61%
7-May-23	2,898,669,735.33	1,600.72	9.39%	11.89%	11.16%	11.00%	9.57%
6-May-23	2,898,055,187.09	1,600.38	9.46%	11.92%	11.19%	11.02%	9.56%
5-May-23	2,897,440,624.12	1,600.04	9.60%	11.95%	11.23%	11.04%	9.57%
4-May-23	2,903,830,327.28	1,599.72	14.17%	11.97%	11.26%	11.04%	9.57%
3-May-23	2,901,077,705.16	1,599.38	14.24%	11.99%	11.29%	11.05%	9.52%
2-May-23	2,886,190,737.55	1,598.96	14.27%	11.99%	11.38%	11.17%	9.49%
1-May-23	2,879,327,540.37	1,598.79	14.48%	11.97%	11.58%	11.16%	9.49%
30-Apr-23	2,878,734,991.31	1,598.46	14.56%	12.02%	11.63%	11.14%	9.49%
29-Apr-23	2,878,032,397.87	1,598.07	14.35%	12.09%	11.67%	11.14%	9.47%
28-Apr-23	2,877,277,650.58	1,597.65	14.35%	12.05%	11.66%	11.37%	9.46%
27-Apr-23	2,679,927,665.01	1,597.16	14.28%	12.03%	11.63%	11.36%	9.43%
26-Apr-23	2,681,613,858.32	1,596.70	14.25%	12.01%	11.62%	11.34%	9.31%
25-Apr-23	2,674,978,986.01	1,596.49	14.45%	12.11%	11.82%	11.40%	9.30%
24-Apr-23	2,674,314,103.01	1,596.09	14.43%	11.95%	11.66%	11.37%	9.33%
23-Apr-23	2,672,990,295.96	1,595.70	14.44%	11.83%	11.67%	11.37%	9.31%
22-Apr-23	2,672,319,968.96	1,595.30	14.46%	11.89%	11.68%	11.36%	9.29%
21-Apr-23	2,671,630,037.01	1,594.89	14.46%	12.51%	11.70%	11.36%	9.31%
20-Apr-23	2,673,240,426.15	1,594.47	14.46%	12.55%	11.70%	11.35%	9.29%
19-Apr-23	2,674,914,869.91	1,594.00	14.42%	12.53%	11.68%	11.33%	9.26%
18-Apr-23	2,677,621,554.48	1,593.46	14.36%	12.49%	11.67%	11.59%	9.16%
17-Apr-23	2,673,641,026.02	1,593.02	14.33%	12.48%	11.66%	11.53%	9.17%
16-Apr-23	2,670,052,270.01	1,592.54	14.28%	12.42%	11.66%	11.56%	9.15%
15-Apr-23	2,669,339,906.00	1,592.12	14.22%	12.44%	11.66%	11.54%	9.13%
14-Apr-23	2,668,627,525.06	1,591.69	14.22%	12.19%	11.88%	11.54%	9.11%
13-Apr-23	2,664,915,621.87	1,591.39	14.27%	12.25%	11.91%	11.54%	9.10%
12-Apr-23	2,638,058,454.32	1,590.59	14.13%	12.11%	11.81%	11.48%	9.06%
11-Apr-23	2,633,798,998.26	1,590.25	14.19%	12.15%	11.63%	11.48%	9.04%
10-Apr-23	2,635,175,040.37	1,589.82	14.16%	12.18%	11.62%	11.47%	9.06%
9-Apr-23	2,609,785,558.63	1,589.29	14.07%	12.10%	11.61%	10.96%	9.03%
8-Apr-23	2,609,098,459.53	1,588.87	14.08%	12.12%	11.64%	10.95%	9.02%
7-Apr-23	2,608,411,343.81	1,588.46	14.28%	12.13%	11.63%	10.94%	8.83%
6-Apr-23	2,607,718,170.20	1,588.03	14.27%	12.16%	11.62%	10.93%	8.81%
5-Apr-23	2,607,494,509.85	1,587.51	14.19%	12.12%	11.58%	10.91%	8.75%
4-Apr-23	2,563,045,958.91	1,581.29	9.64%	9.86%	10.07%	10.13%	7.86%
3-Apr-23	2,585,144,123.60	1,580.88	9.63%	10.00%	10.07%	10.12%	7.96%
2-Apr-23	2,585,016,402.24	1,580.42	9.59%	10.19%	10.09%	10.10%	7.94%
1-Apr-23	2,584,309,790.29	1,579.99	9.35%	10.21%	10.11%	10.07%	7.92%
31-Mar-23	2,583,603,161.25	1,579.56	9.37%	10.25%	10.10%	9.98%	7.86%
30-Mar-23	2,618,508,179.69	1,579.45	9.72%	10.36%	10.17%	10.01%	7.98%
29-Mar-23	2,619,761,048.20	1,579.04	9.64%	10.35%	10.15%	10.00%	8.34%
28-Mar-23	2,560,842,655.18	1,578.63	9.66%	10.35%	10.16%	10.00%	8.31%
27-Mar-23	2,561,757,267.60	1,578.21	9.66%	10.56%	10.16%	10.06%	8.33%
26-Mar-23	2,558,612,487.84	1,577.76	9.65%	10.30%	9.98%	10.04%	8.31%

Fecha	Patrimonio neto del Fondo	Valor Cuota	Rentabilidad				
			30 días	60 días	90 días	180 días	365 días
25-Mar-23	2,557,990,004.54	1,577.38	9.36%	10.32%	9.99%	10.03%	8.30%
24-Mar-23	2,557,343,006.18	1,576.98	9.10%	10.33%	10.05%	10.03%	8.26%
23-Mar-23	2,556,534,965.02	1,576.57	9.21%	10.36%	10.03%	10.02%	8.23%
22-Mar-23	2,554,938,823.05	1,576.16	10.43%	10.36%	10.02%	10.01%	8.23%
21-Mar-23	2,564,999,538.59	1,575.75	10.52%	10.36%	10.42%	10.00%	8.19%
20-Mar-23	2,573,583,467.94	1,575.33	10.51%	10.38%	10.41%	9.93%	8.21%
19-Mar-23	2,578,467,034.72	1,574.87	10.49%	10.37%	10.40%	9.91%	8.19%
18-Mar-23	2,577,809,657.85	1,574.47	10.51%	10.39%	10.41%	9.90%	8.17%
17-Mar-23	2,577,152,265.27	1,574.07	10.44%	10.40%	10.52%	6.35%	8.11%
16-Mar-23	2,574,765,324.47	1,573.72	10.53%	10.75%	10.53%	7.54%	8.13%
15-Mar-23	2,581,830,325.71	1,573.30	10.05%	10.74%	10.52%	8.68%	8.08%
14-Mar-23	2,577,928,617.79	1,572.94	10.12%	10.77%	10.62%	9.88%	8.02%
13-Mar-23	2,592,474,113.65	1,572.34	9.98%	10.40%	10.56%	10.09%	8.04%
12-Mar-23	2,595,303,788.77	1,571.92	9.99%	10.39%	10.56%	10.10%	8.01%
11-Mar-23	2,594,646,722.13	1,571.52	10.08%	10.41%	10.56%	10.18%	8.00%
10-Mar-23	2,593,981,694.87	1,571.12	10.02%	10.47%	10.57%	10.17%	7.93%
9-Mar-23	2,590,822,573.00	1,570.70	10.04%	10.45%	10.56%	10.16%	7.91%
8-Mar-23	2,544,093,682.13	1,570.03	9.87%	10.34%	10.48%	10.11%	7.82%
7-Mar-23	2,536,469,185.45	1,569.63	9.94%	10.33%	10.48%	10.10%	7.83%
6-Mar-23	2,546,337,487.13	1,569.20	9.94%	10.34%	10.48%	10.07%	7.70%
5-Mar-23	2,552,534,338.64	1,568.86	10.00%	10.37%	10.49%	10.04%	7.69%
4-Mar-23	2,551,886,186.47	1,568.46	10.28%	10.41%	10.50%	10.01%	7.67%
3-Mar-23	2,551,238,018.40	1,568.06	10.70%	10.46%	10.50%	9.98%	7.64%
2-Mar-23	2,545,568,049.93	1,567.94	10.99%	10.56%	10.57%	10.01%	7.59%
1-Mar-23	2,544,666,452.25	1,567.49	11.04%	10.53%	10.55%	9.99%	7.56%
28-Feb-23	2,541,172,940.50	1,566.93	10.91%	10.45%	10.51%	9.92%	7.50%
27-Feb-23	2,553,323,232.01	1,566.62	10.97%	10.50%	10.54%	9.92%	7.61%
26-Feb-23	2,552,636,384.78	1,566.20	10.96%	10.50%	10.54%	9.90%	7.59%
25-Feb-23	2,551,939,798.63	1,565.77	11.36%	10.24%	10.56%	9.96%	7.57%
24-Feb-23	2,551,235,768.86	1,565.34	10.86%	10.23%	10.57%	10.17%	7.63%
23-Feb-23	2,552,124,545.22	1,565.33	11.19%	10.47%	10.67%	10.22%	7.55%
22-Feb-23	2,551,403,284.45	1,565.27	11.47%	10.58%	10.75%	10.25%	7.38%
21-Feb-23	2,564,907,157.85	1,564.72	11.41%	10.51%	10.83%	9.95%	7.39%
20-Feb-23	2,566,336,435.88	1,562.76	10.19%	10.48%	10.30%	9.73%	7.28%
19-Feb-23	2,564,751,260.69	1,562.25	10.11%	10.44%	10.29%	9.71%	7.26%
18-Feb-23	2,564,074,576.39	1,561.83	10.16%	10.43%	10.28%	9.81%	7.24%
17-Feb-23	2,563,387,361.62	1,561.41	10.16%	10.44%	10.29%	9.74%	7.18%
16-Feb-23	2,543,411,158.06	1,560.99	10.17%	10.59%	10.28%	9.73%	7.24%
15-Feb-23	2,545,380,609.85	1,560.68	10.28%	10.62%	10.29%	9.73%	7.07%
14-Feb-23	2,543,540,326.19	1,560.21	10.87%	10.59%	10.27%	9.71%	7.06%
13-Feb-23	2,545,645,469.19	1,560.41	11.35%	10.95%	10.43%	9.68%	7.09%
12-Feb-23	2,541,389,338.55	1,559.97	11.32%	10.93%	10.42%	9.67%	7.07%
11-Feb-23	2,540,701,299.25	1,559.54	10.73%	10.92%	10.42%	9.66%	7.05%
10-Feb-23	2,540,013,095.12	1,559.12	10.70%	10.91%	10.41%	9.64%	7.00%
9-Feb-23	2,531,943,733.98	1,558.61	10.66%	10.88%	10.37%	9.61%	6.97%
8-Feb-23	2,530,509,632.65	1,558.29	10.82%	10.90%	10.38%	9.61%	7.06%
7-Feb-23	2,524,428,456.98	1,557.84	10.77%	10.88%	10.26%	9.93%	6.95%
6-Feb-23	2,522,678,003.84	1,557.40	10.71%	10.86%	10.25%	9.91%	6.91%
5-Feb-23	2,507,535,998.87	1,556.91	10.63%	10.83%	10.30%	9.89%	6.89%
4-Feb-23	2,506,853,964.96	1,556.49	10.65%	10.82%	10.32%	9.87%	6.66%
3-Feb-23	2,506,171,914.30	1,556.06	10.65%	10.81%	10.32%	9.87%	6.87%

Fecha	Patrimonio neto del Fondo	Valor Cuota	Rentabilidad				
			30 días	60 días	90 días	180 días	365 días
2-Feb-23	2,509,423,863.87	1,555.32	10.45%	10.68%	10.22%	9.81%	6.84%
1-Feb-23	2,512,808,997.51	1,554.40	10.13%	10.47%	10.07%	9.72%	6.78%
31-Jan-23	2,510,656,858.33	1,553.90	10.03%	10.42%	10.28%	9.70%	6.73%
30-Jan-23	2,508,718,981.92	1,553.39	9.93%	10.37%	10.17%	9.68%	6.74%
29-Jan-23	2,508,097,157.06	1,553.01	9.91%	10.39%	10.11%	9.66%	6.72%
28-Jan-23	2,507,475,317.18	1,552.62	9.94%	10.39%	10.11%	9.57%	6.70%
27-Jan-23	2,506,823,870.35	1,552.22	9.95%	10.44%	10.57%	9.56%	6.78%
26-Jan-23	2,465,133,649.22	1,551.29	9.03%	10.25%	10.41%	9.47%	6.64%
25-Jan-23	2,468,993,894.52	1,551.49	9.52%	10.48%	10.56%	9.53%	6.68%
24-Jan-23	2,463,763,485.74	1,551.07	9.66%	10.46%	10.61%	9.52%	6.69%
23-Jan-23	2,464,576,570.50	1,550.65	9.61%	10.64%	10.54%	9.49%	6.67%
22-Jan-23	2,463,582,661.55	1,550.17	9.52%	10.42%	10.52%	9.47%	6.64%
21-Jan-23	2,462,948,784.02	1,549.77	10.68%	10.45%	10.50%	9.46%	6.62%
20-Jan-23	2,462,314,891.69	1,549.37	10.68%	10.44%	10.50%	9.46%	6.60%
19-Jan-23	2,458,992,130.02	1,548.90	10.61%	10.44%	10.46%	9.43%	6.53%
18-Jan-23	2,457,201,759.63	1,548.48	10.63%	10.42%	10.43%	9.41%	6.51%
17-Jan-23	2,452,662,108.65	1,548.04	10.91%	10.39%	10.96%	9.39%	6.49%
16-Jan-23	2,454,795,513.85	1,547.60	10.86%	10.36%	10.85%	9.38%	6.48%
15-Jan-23	2,450,692,332.09	1,546.40	10.22%	10.05%	10.69%	9.25%	6.41%
14-Jan-23	2,450,041,753.43	1,545.99	10.46%	10.03%	10.67%	9.23%	6.39%
13-Jan-23	2,449,391,157.78	1,545.58	10.45%	10.04%	10.66%	9.21%	6.46%
12-Jan-23	2,447,323,488.51	1,545.91	11.01%	10.33%	10.84%	9.30%	6.49%
11-Jan-23	2,443,825,062.06	1,545.53	11.02%	10.32%	10.82%	9.28%	6.47%
10-Jan-23	2,441,399,825.26	1,545.08	11.00%	10.29%	10.79%	9.24%	6.44%
9-Jan-23	2,433,475,015.53	1,544.55	10.89%	10.08%	10.74%	9.22%	6.41%
8-Jan-23	2,432,885,784.50	1,544.18	10.89%	10.08%	9.79%	9.21%	6.40%
7-Jan-23	2,432,296,539.20	1,543.80	10.91%	10.19%	9.78%	9.21%	6.38%
6-Jan-23	2,431,707,713.16	1,543.43	10.94%	10.24%	9.77%	9.31%	6.43%
5-Jan-23	2,437,322,178.99	1,542.98	10.89%	10.23%	9.74%	9.17%	6.40%
4-Jan-23	2,566,359,633.25	1,542.56	10.88%	10.21%	9.72%	9.15%	6.15%
3-Jan-23	2,545,366,607.18	1,542.07	10.82%	10.16%	9.70%	9.08%	6.14%
2-Jan-23	2,517,360,739.67	1,541.56	10.71%	10.47%	9.65%	9.05%	6.07%
1-Jan-23	2,516,759,123.66	1,541.19	10.71%	10.36%	9.63%	9.04%	6.06%
31-Dec-22	2,516,148,604.80	1,540.81	10.72%	10.27%	9.59%	9.02%	6.04%
30-Dec-22	2,515,575,949.52	1,540.46	10.79%	10.28%	9.42%	9.01%	6.10%
29-Dec-22	2,409,142,300.14	1,540.04	10.76%	10.95%	9.39%	8.99%	6.08%
28-Dec-22	2,405,370,071.63	1,539.63	10.85%	10.93%	9.37%	8.97%	6.08%
27-Dec-22	2,426,841,462.59	1,539.87	11.40%	11.16%	9.54%	9.03%	6.10%
26-Dec-22	2,420,480,876.49	1,539.44	11.35%	11.24%	9.67%	9.01%	6.07%
25-Dec-22	2,414,200,942.63	1,538.85	11.16%	11.06%	9.59%	9.04%	6.04%
24-Dec-22	2,413,653,229.71	1,538.50	11.57%	11.07%	9.58%	9.02%	6.02%
23-Dec-22	2,413,086,476.06	1,538.14	11.24%	11.06%	9.58%	9.00%	5.99%
22-Dec-22	2,410,664,180.21	1,536.28	10.13%	10.47%	9.17%	8.78%	5.83%
21-Dec-22	2,409,505,200.96	1,535.89	10.12%	10.45%	9.16%	8.76%	5.78%
20-Dec-22	2,410,914,075.51	1,535.51	10.18%	10.42%	9.13%	8.68%	5.74%
19-Dec-22	2,406,777,685.71	1,535.07	10.12%	11.21%	8.99%	8.68%	5.71%
18-Dec-22	2,428,928,637.43	1,534.29	9.78%	10.90%	8.86%	8.62%	5.66%
17-Dec-22	2,428,326,955.03	1,533.91	9.78%	10.99%	8.84%	8.57%	5.65%
16-Dec-22	2,427,719,175.34	1,533.52	9.80%	10.97%	1.92%	8.65%	5.60%
15-Dec-22	2,411,747,756.68	1,532.81	9.52%	10.83%	4.14%	8.59%	5.54%
14-Dec-22	2,454,277,733.99	1,532.42	9.55%	10.81%	6.37%	8.57%	5.58%

Fecha	Patrimonio neto del Fondo	Valor Cuota	Rentabilidad				
			30 días	60 días	90 días	180 días	365 días
13-Dec-22	2,453,024,009.83	1,532.05	9.56%	10.79%	8.70%	8.55%	5.51%
12-Dec-22	2,470,780,467.11	1,531.65	9.53%	10.76%	9.16%	8.53%	5.49%
11-Dec-22	2,467,801,414.98	1,531.23	9.49%	10.73%	9.17%	8.44%	5.47%
10-Dec-22	2,467,192,555.97	1,530.85	9.18%	9.31%	9.34%	8.57%	5.45%
9-Dec-22	2,466,578,494.46	1,530.47	9.18%	9.29%	9.32%	8.65%	5.44%
8-Dec-22	2,461,881,663.74	1,530.08	9.39%	9.27%	9.30%	8.62%	5.41%
7-Dec-22	2,464,952,317.86	1,529.68	9.46%	9.24%	9.28%	8.60%	5.37%
6-Dec-22	2,479,255,847.18	1,529.29	9.49%	9.22%	9.26%	8.59%	5.42%
5-Dec-22	2,506,163,881.96	1,528.89	9.45%	9.23%	9.20%	8.57%	5.41%
4-Dec-22	2,514,884,402.61	1,528.47	9.41%	9.19%	9.12%	8.54%	5.39%
3-Dec-22	2,514,279,308.81	1,528.10	10.14%	9.16%	9.07%	8.40%	5.37%
2-Dec-22	2,513,674,200.61	1,527.74	9.92%	9.11%	9.01%	8.37%	5.35%
1-Dec-22	2,497,634,716.24	1,527.35	9.74%	8.84%	9.00%	8.35%	5.32%
30-Nov-22	2,494,603,409.47	1,526.93	9.69%	8.79%	8.98%	8.33%	5.30%
29-Nov-22	2,498,873,019.05	1,526.54	11.05%	8.76%	8.88%	8.30%	5.29%
28-Nov-22	2,506,459,573.33	1,526.02	10.91%	8.72%	8.81%	8.26%	5.29%
27-Nov-22	2,506,576,315.45	1,525.57	10.83%	8.90%	8.76%	8.24%	5.26%
26-Nov-22	2,505,994,296.96	1,525.22	11.03%	8.87%	8.90%	8.22%	5.24%
25-Nov-22	2,505,400,711.60	1,524.86	10.86%	8.85%	9.32%	8.20%	5.25%
24-Nov-22	2,503,824,518.63	1,524.00	10.47%	8.64%	9.18%	8.12%	5.20%
23-Nov-22	2,501,564,214.12	1,524.06	10.79%	8.80%	9.29%	8.16%	5.21%
22-Nov-22	2,504,677,525.23	1,523.60	10.73%	8.76%	8.72%	8.12%	5.18%
21-Nov-22	2,504,377,159.34	1,523.23	10.69%	8.72%	8.72%	8.13%	5.19%
20-Nov-22	2,472,410,190.05	1,522.76	10.57%	8.50%	8.68%	8.11%	5.16%
19-Nov-22	2,471,835,187.41	1,522.41	12.19%	8.48%	8.89%	8.09%	5.15%
18-Nov-22	2,471,246,580.28	1,522.05	11.91%	8.45%	8.77%	8.06%	5.14%
17-Nov-22	2,573,199,825.35	1,521.68	12.11%	-1.83%	8.76%	8.04%	5.12%
16-Nov-22	2,568,920,107.71	1,521.27	12.05%	1.58%	8.74%	8.02%	5.10%
15-Nov-22	2,563,328,580.41	1,520.91	12.05%	4.91%	8.71%	8.06%	5.09%
14-Nov-22	2,568,474,615.05	1,520.48	11.97%	8.36%	8.49%	8.05%	4.83%
13-Nov-22	2,570,454,814.36	1,520.11	11.92%	9.05%	8.48%	8.05%	4.81%
12-Nov-22	2,569,848,445.60	1,519.75	11.90%	9.09%	8.47%	8.37%	4.80%
11-Nov-22	2,569,235,145.70	1,519.39	11.87%	9.35%	8.45%	8.02%	4.77%
10-Nov-22	2,568,909,773.62	1,519.38	9.36%	9.47%	8.54%	8.04%	4.76%
9-Nov-22	2,567,611,220.74	1,519.01	9.32%	9.45%	8.52%	8.02%	4.73%
8-Nov-22	2,573,185,455.98	1,518.36	9.07%	9.32%	9.07%	7.95%	4.69%
7-Nov-22	2,573,477,239.86	1,517.88	8.95%	9.24%	9.02%	7.79%	4.66%
6-Nov-22	2,573,840,622.55	1,517.46	8.88%	9.14%	8.99%	7.76%	4.63%
5-Nov-22	2,573,234,197.69	1,517.10	8.93%	9.06%	8.98%	7.74%	4.62%
4-Nov-22	2,572,627,758.50	1,516.74	8.90%	8.98%	8.99%	7.72%	4.60%
3-Nov-22	2,568,531,033.17	1,515.48	8.11%	8.53%	8.72%	7.57%	4.52%
2-Nov-22	2,571,251,028.54	1,515.38	8.22%	8.63%	8.77%	7.58%	4.51%
1-Nov-22	2,571,972,739.24	1,515.22	7.88%	8.70%	8.83%	7.64%	4.50%
31-Oct-22	2,578,328,690.29	1,514.86	7.83%	8.56%	8.82%	7.61%	4.48%
30-Oct-22	2,574,318,711.11	1,512.81	6.42%	7.83%	8.33%	7.28%	4.35%
29-Oct-22	2,573,737,545.12	1,512.46	6.47%	7.80%	8.16%	7.24%	4.33%
28-Oct-22	2,573,148,031.52	1,512.12	6.91%	8.01%	8.14%	7.22%	4.31%
27-Oct-22	2,571,495,738.16	1,511.52	6.66%	8.54%	8.05%	7.16%	4.27%
26-Oct-22	2,571,087,933.85	1,511.37	6.77%	8.62%	8.09%	7.16%	4.28%
25-Oct-22	2,570,839,857.54	1,511.00	6.75%	8.60%	8.06%	7.14%	4.26%
24-Oct-22	2,570,827,558.69	1,510.67	6.76%	7.81%	8.04%	7.10%	4.23%

Fecha	Patrimonio neto del Fondo	Valor Cuota	Rentabilidad				
			30 días	60 días	90 días	180 días	365 días
23-Oct-22	2,571,025,119.13	1,510.28	6.72%	7.80%	8.01%	6.88%	4.22%
22-Oct-22	2,570,490,638.41	1,509.97	6.70%	7.80%	8.01%	6.84%	4.20%
21-Oct-22	2,569,942,004.74	1,509.64	6.36%	8.12%	8.03%	6.90%	4.15%
20-Oct-22	2,567,196,564.22	1,507.30	4.72%	7.14%	7.46%	6.60%	4.03%
19-Oct-22	2,562,816,040.94	1,507.29	4.94%	7.26%	7.52%	6.62%	4.03%
18-Oct-22	2,563,474,454.64	1,506.68	-15.62%	7.15%	7.44%	6.61%	4.02%
17-Oct-22	2,561,821,969.96	1,506.36	-8.80%	7.12%	7.44%	6.59%	3.99%
16-Oct-22	2,555,484,521.71	1,505.99	-2.22%	6.82%	7.42%	6.55%	3.98%
15-Oct-22	2,554,947,758.36	1,505.68	4.71%	6.82%	7.41%	6.38%	3.96%
14-Oct-22	2,554,399,604.37	1,505.35	6.12%	6.82%	7.39%	6.41%	3.94%
13-Oct-22	2,559,516,143.83	1,505.03	6.22%	6.80%	7.37%	6.39%	3.95%
12-Oct-22	2,558,150,362.11	1,504.70	6.76%	6.80%	7.36%	6.36%	3.95%
11-Oct-22	2,575,970,050.21	1,507.79	9.50%	8.20%	8.25%	6.81%	4.21%
10-Oct-22	2,577,189,076.15	1,507.46	9.51%	9.14%	8.27%	6.78%	4.20%
9-Oct-22	2,573,462,854.82	1,507.12	9.50%	9.12%	8.25%	6.76%	4.18%
8-Oct-22	2,572,903,406.44	1,506.79	9.47%	9.12%	8.25%	6.74%	4.17%
7-Oct-22	2,572,346,773.44	1,506.47	9.35%	9.11%	8.46%	6.77%	4.19%
6-Oct-22	2,576,576,381.73	1,506.04	9.12%	9.10%	8.20%	6.74%	4.18%
5-Oct-22	2,576,156,999.23	1,505.73	8.99%	9.09%	8.19%	6.71%	4.19%
4-Oct-22	2,583,155,494.49	1,505.45	8.90%	9.09%	8.10%	6.37%	4.18%
3-Oct-22	2,584,283,640.94	1,505.21	8.97%	9.13%	8.11%	6.35%	4.16%
2-Oct-22	2,587,172,366.57	1,505.48	9.46%	9.37%	8.26%	6.35%	4.19%
1-Oct-22	2,586,656,702.42	1,505.18	9.23%	9.36%	8.25%	5.40%	4.18%
30-Sep-22	2,586,112,345.14	1,504.86	9.18%	9.12%	8.24%	5.61%	4.15%
29-Sep-22	2,587,268,553.63	1,504.46	9.09%	9.07%	8.20%	5.58%	4.14%
28-Sep-22	2,576,862,568.48	1,503.58	9.05%	8.82%	8.02%	5.48%	4.09%
27-Sep-22	2,578,020,888.19	1,503.29	10.36%	8.82%	7.99%	5.38%	4.07%
26-Sep-22	2,582,473,178.54	1,503.00	10.40%	8.81%	8.00%	5.59%	4.05%
25-Sep-22	2,568,963,762.63	1,502.66	10.39%	8.77%	8.12%	6.29%	4.03%
24-Sep-22	2,568,382,080.05	1,502.32	8.81%	8.75%	8.07%	6.23%	4.01%
23-Sep-22	2,567,800,383.70	1,501.98	8.82%	8.73%	8.05%	6.28%	3.99%
22-Sep-22	2,565,035,251.34	1,501.70	8.84%	8.77%	8.04%	6.27%	3.97%
21-Sep-22	2,568,560,680.89	1,501.79	9.82%	8.92%	8.12%	6.30%	3.99%
20-Sep-22	2,588,124,759.89	1,501.47	9.51%	8.90%	7.98%	6.23%	3.97%
19-Sep-22	2,592,429,164.24	1,501.19	9.54%	8.91%	8.03%	6.19%	3.94%
18-Sep-22	2,635,754,952.95	1,526.28	30.30%	19.36%	15.03%	9.73%	5.68%
17-Sep-22	2,620,300,145.58	1,517.33	23.20%	15.79%	12.57%	8.47%	5.07%
16-Sep-22	2,605,469,058.04	1,508.74	15.88%	12.37%	10.47%	7.37%	4.46%
15-Sep-22	2,589,522,605.44	1,499.87	8.90%	8.82%	8.09%	6.16%	3.86%
14-Sep-22	2,585,374,538.90	1,497.82	7.49%	8.09%	7.59%	5.90%	3.73%
13-Sep-22	2,575,360,826.57	1,497.38	7.35%	8.02%	7.53%	5.77%	3.70%
12-Sep-22	2,575,530,012.11	1,496.39	6.81%	7.68%	7.32%	5.72%	3.65%
11-Sep-22	2,583,328,208.75	1,496.10	6.84%	7.72%	7.19%	5.63%	3.64%
10-Sep-22	2,582,758,250.38	1,495.77	8.70%	7.70%	7.45%	5.51%	3.62%
9-Sep-22	2,582,188,278.28	1,495.44	8.68%	7.70%	7.61%	5.58%	3.56%
8-Sep-22	2,578,604,642.05	1,495.16	8.70%	8.03%	7.60%	5.55%	3.56%
7-Sep-22	2,585,547,777.61	1,494.98	8.81%	7.74%	7.62%	5.56%	3.58%
6-Sep-22	2,587,156,975.14	1,494.84	9.02%	7.79%	7.65%	5.45%	3.54%
5-Sep-22	2,597,766,232.69	1,494.68	9.11%	7.72%	7.68%	5.46%	3.56%
4-Sep-22	2,607,913,103.29	1,494.52	9.21%	7.76%	7.69%	5.34%	3.55%
3-Sep-22	2,607,341,867.97	1,494.19	9.23%	7.74%	7.42%	5.37%	3.54%

Fecha	Patrimonio neto del Fondo	Valor Cuota	Rentabilidad				
			30 días	60 días	90 días	180 días	365 días
2-Sep-22	2,606,760,452.30	1,493.86	9.21%	7.71%	7.38%	5.13%	3.53%
1-Sep-22	2,608,220,710.79	1,493.84	9.42%	7.81%	7.44%	5.15%	3.54%
31-Aug-22	2,609,738,801.49	1,493.59	8.98%	7.81%	7.44%	5.13%	3.57%
30-Aug-22	2,601,001,900.32	1,493.30	8.99%	7.80%	7.42%	5.08%	3.55%
29-Aug-22	2,600,042,014.92	1,492.48	8.52%	7.52%	7.25%	4.90%	3.51%
28-Aug-22	2,596,944,328.32	1,490.60	7.21%	6.88%	6.80%	4.64%	3.38%
27-Aug-22	2,596,353,825.40	1,490.26	7.17%	7.05%	6.78%	4.55%	3.36%
26-Aug-22	2,595,794,080.99	1,489.94	7.08%	6.99%	6.75%	4.75%	3.35%
25-Aug-22	2,589,010,721.13	1,491.51	8.63%	7.75%	7.24%	4.99%	3.48%
24-Aug-22	2,595,753,442.89	1,491.17	8.59%	7.70%	7.21%	4.97%	3.46%
23-Aug-22	2,603,957,848.02	1,490.86	8.64%	7.67%	7.18%	5.09%	3.47%
22-Aug-22	2,599,642,326.00	1,489.76	7.95%	7.14%	7.00%	4.79%	3.42%
21-Aug-22	2,614,573,276.99	1,489.82	8.22%	7.35%	7.10%	4.46%	3.43%
20-Aug-22	2,614,017,607.25	1,489.51	8.20%	7.34%	7.06%	4.52%	3.41%
19-Aug-22	2,613,461,924.04	1,489.19	8.21%	7.23%	7.02%	4.53%	3.48%
18-Aug-22	2,619,882,098.71	1,488.94	8.23%	7.51%	7.01%	4.51%	3.38%
17-Aug-22	2,618,648,051.95	1,489.30	8.74%	7.76%	7.17%	4.58%	3.44%
16-Aug-22	2,612,692,541.17	1,488.98	8.68%	7.72%	7.28%	4.48%	3.43%
15-Aug-22	2,612,127,723.71	1,488.66	8.64%	7.69%	7.27%	4.61%	3.41%
14-Aug-22	2,609,113,474.03	1,488.38	8.64%	7.67%	7.29%	4.28%	3.40%
13-Aug-22	2,608,553,636.79	1,488.06	8.50%	7.46%	7.93%	4.28%	3.38%
12-Aug-22	2,607,993,785.92	1,487.74	8.57%	7.85%	7.25%	4.27%	3.38%
11-Aug-22	2,610,053,037.86	1,485.15	6.64%	7.15%	6.58%	3.93%	3.20%
10-Aug-22	2,609,688,152.82	1,484.85	6.67%	7.12%	6.56%	3.91%	3.21%
9-Aug-22	2,611,356,865.62	1,484.54	7.31%	7.10%	6.52%	3.81%	3.16%
8-Aug-22	2,640,008,569.77	1,484.24	6.63%	7.08%	6.25%	3.78%	3.15%
7-Aug-22	2,643,953,982.25	1,483.85	6.52%	7.02%	6.20%	3.95%	3.13%
6-Aug-22	2,643,463,837.93	1,483.57	6.28%	7.00%	6.18%	3.75%	3.12%
5-Aug-22	2,642,973,681.59	1,483.30	6.26%	6.61%	6.16%	3.70%	3.09%
4-Aug-22	2,648,962,872.39	1,482.94	6.20%	6.55%	6.11%	3.67%	3.13%
3-Aug-22	2,654,717,330.93	1,482.64	6.16%	6.52%	6.08%	3.24%	3.13%
2-Aug-22	2,653,195,160.43	1,482.36	6.15%	6.50%	6.15%	3.67%	3.16%
1-Aug-22	2,654,227,227.45	1,482.64	6.59%	6.70%	6.28%	3.75%	3.22%
31-Jul-22	2,655,115,173.50	1,482.35	6.55%	6.67%	6.11%	3.71%	3.20%
30-Jul-22	2,654,661,577.01	1,482.10	6.48%	6.67%	6.04%	3.65%	3.19%
29-Jul-22	2,654,168,578.82	1,481.82	6.51%	6.66%	6.02%	3.69%	3.20%
28-Jul-22	2,655,857,598.44	1,481.53	6.90%	6.63%	5.99%	3.67%	3.21%
27-Jul-22	2,653,240,622.01	1,481.31	6.86%	6.63%	5.97%	3.65%	3.30%
26-Jul-22	2,658,830,088.87	1,481.01	6.83%	6.59%	5.95%	3.82%	3.25%
25-Jul-22	2,683,302,926.93	1,480.72	6.77%	6.56%	5.87%	3.62%	3.25%
24-Jul-22	2,681,554,762.32	1,480.35	6.66%	6.59%	5.46%	3.63%	3.23%
23-Jul-22	2,681,089,934.26	1,480.09	6.28%	6.61%	5.38%	3.67%	3.22%
22-Jul-22	2,680,615,969.92	1,479.83	6.44%	6.57%	5.53%	3.64%	3.22%
21-Jul-22	2,667,781,928.62	1,479.53	6.44%	6.52%	5.49%	3.62%	3.26%
20-Jul-22	2,666,429,724.13	1,479.21	6.21%	6.48%	5.44%	3.59%	3.24%
19-Jul-22	2,696,425,782.19	1,478.93	6.75%	6.45%	5.51%	3.56%	3.22%
18-Jul-22	2,704,298,603.14	1,478.67	6.73%	6.63%	5.48%	3.44%	3.23%
17-Jul-22	2,709,292,673.25	1,478.43	6.71%	6.65%	5.44%	3.43%	3.22%
16-Jul-22	2,708,792,967.08	1,478.16	6.68%	6.68%	5.11%	3.42%	3.21%
15-Jul-22	2,708,293,248.93	1,477.88	6.65%	7.65%	5.18%	3.42%	3.19%
14-Jul-22	2,708,346,477.73	1,477.73	6.36%	6.71%	5.19%	3.41%	3.19%

Fecha	Patrimonio neto del Fondo	Valor Cuota	Rentabilidad				
			30 días	60 días	90 días	180 días	365 días
13-Jul-22	2,727,227,556.79	1,477.34	7.08%	6.63%	5.12%	3.37%	3.15%
12-Jul-22	2,724,646,094.18	1,477.08	7.62%	6.60%	5.09%	3.52%	3.16%
11-Jul-22	2,727,490,008.33	1,476.75	7.54%	6.54%	5.02%	3.50%	3.16%
10-Jul-22	2,729,317,495.65	1,475.67	6.84%	5.81%	4.78%	3.35%	3.09%
9-Jul-22	2,730,286,620.85	1,476.20	7.50%	6.11%	4.96%	3.44%	3.13%
8-Jul-22	2,729,802,064.12	1,475.94	7.48%	6.08%	5.05%	3.42%	3.11%
7-Jul-22	2,728,651,588.80	1,475.96	7.68%	6.19%	5.10%	3.44%	3.17%
6-Jul-22	2,729,988,843.51	1,475.70	6.93%	6.16%	5.07%	3.42%	3.21%
5-Jul-22	2,763,614,666.46	1,475.43	6.87%	6.12%	4.39%	3.52%	3.20%
4-Jul-22	2,777,496,012.17	1,475.17	6.84%	6.22%	4.36%	3.50%	3.21%
3-Jul-22	2,776,759,580.89	1,474.90	6.82%	6.19%	4.21%	3.03%	3.20%
2-Jul-22	2,776,294,196.28	1,474.66	6.78%	5.96%	2.36%	3.03%	3.19%
1-Jul-22	2,775,823,716.92	1,474.41	6.75%	5.86%	2.78%	2.95%	3.20%
30-Jun-22	2,769,758,139.19	1,474.25	6.84%	5.87%	2.78%	2.94%	3.21%
29-Jun-22	2,742,283,334.34	1,473.94	6.79%	5.82%	2.74%	2.91%	3.20%
28-Jun-22	2,753,024,284.87	1,473.18	6.32%	5.57%	2.42%	2.98%	3.17%
27-Jun-22	2,774,203,217.97	1,473.01	6.36%	5.58%	2.86%	2.97%	3.16%
26-Jun-22	2,813,113,595.51	1,472.75	6.33%	5.48%	4.25%	2.98%	3.14%
25-Jun-22	2,812,684,389.57	1,472.52	6.32%	4.93%	4.17%	2.95%	3.13%
24-Jun-22	2,812,246,229.27	1,472.29	6.49%	4.82%	4.30%	2.92%	3.15%
23-Jun-22	2,777,512,612.39	1,472.49	6.89%	5.23%	4.40%	2.97%	3.16%
22-Jun-22	2,774,275,365.06	1,472.03	6.67%	5.10%	4.32%	2.92%	3.15%
21-Jun-22	2,776,305,257.67	1,471.74	6.57%	5.05%	4.18%	2.88%	3.13%
20-Jun-22	2,791,670,393.49	1,471.70	6.71%	5.26%	4.17%	2.81%	3.20%
19-Jun-22	2,805,297,852.19	1,470.78	6.12%	4.92%	4.01%	2.63%	3.14%
18-Jun-22	2,804,860,442.91	1,470.55	6.50%	4.87%	3.91%	2.58%	3.12%
17-Jun-22	2,804,417,681.30	1,470.31	6.55%	4.40%	4.04%	2.53%	3.09%
16-Jun-22	2,797,462,363.56	1,470.09	6.65%	4.52%	4.02%	2.52%	3.07%
15-Jun-22	2,797,017,764.81	1,469.85	8.61%	4.49%	4.00%	2.50%	3.08%
14-Jun-22	2,801,073,860.79	1,470.04	7.02%	4.64%	3.93%	2.49%	3.10%
13-Jun-22	2,813,078,236.27	1,468.79	6.14%	4.18%	3.75%	2.29%	3.02%
12-Jun-22	2,805,492,132.19	1,467.89	5.54%	3.83%	3.39%	2.30%	2.95%
11-Jun-22	2,805,053,912.75	1,467.66	5.51%	3.83%	3.20%	2.17%	2.94%
10-Jun-22	2,804,602,835.39	1,467.42	4.76%	3.78%	3.36%	2.16%	2.94%
9-Jun-22	2,811,479,514.15	1,467.16	4.70%	3.91%	3.30%	2.14%	2.96%
8-Jun-22	2,818,015,897.91	1,466.92	4.66%	3.88%	3.30%	2.12%	2.99%
7-Jun-22	2,819,913,237.44	1,466.70	4.67%	3.85%	3.06%	2.11%	2.97%
6-Jun-22	2,822,352,241.90	1,467.34	5.35%	3.22%	3.29%	2.21%	3.05%
5-Jun-22	2,825,593,554.09	1,467.15	5.34%	3.20%	3.05%	2.16%	3.04%
4-Jun-22	2,825,149,168.02	1,466.92	5.57%	2.99%	3.13%	2.28%	3.02%
3-Jun-22	2,824,704,771.08	1,466.69	5.53%	0.24%	2.70%	2.27%	3.03%
2-Jun-22	2,821,705,402.65	1,466.48	5.10%	0.88%	2.68%	2.26%	3.02%
1-Jun-22	2,824,554,614.95	1,466.27	4.93%	0.86%	2.66%	2.25%	3.06%
31-May-22	2,824,877,711.88	1,466.01	4.87%	0.82%	2.56%	2.22%	3.08%
30-May-22	2,828,015,895.54	1,465.77	4.83%	0.56%	2.37%	2.18%	3.05%
29-May-22	2,856,992,572.00	1,465.56	4.79%	1.19%	2.31%	2.18%	3.04%
28-May-22	2,856,570,502.92	1,465.35	4.78%	3.29%	2.16%	2.17%	3.03%
27-May-22	2,856,148,423.54	1,465.13	4.62%	3.17%	2.60%	2.20%	3.00%
26-May-22	2,862,947,916.89	1,464.92	3.52%	3.37%	2.58%	2.18%	3.11%
25-May-22	2,887,746,072.24	1,464.49	3.15%	3.26%	2.49%	2.13%	3.16%
24-May-22	2,896,573,562.85	1,464.19	3.54%	3.21%	2.75%	2.15%	3.13%

Fecha	Patrimonio neto del Fondo	Valor Cuota	Rentabilidad				
			30 días	60 días	90 días	180 días	365 días
23-May-22	2,940,888,972.88	1,464.01	3.52%	3.05%	2.40%	2.14%	3.11%
22-May-22	2,941,686,421.03	1,463.84	3.50%	2.97%	1.70%	2.13%	3.10%
21-May-22	2,941,268,809.49	1,463.63	3.78%	3.03%	1.85%	2.11%	3.10%
20-May-22	2,940,849,825.92	1,463.42	3.71%	2.88%	1.88%	2.15%	3.08%
19-May-22	2,938,820,485.23	1,462.73	3.21%	2.90%	1.72%	2.06%	3.10%
18-May-22	2,973,514,290.00	1,462.44	2.24%	2.84%	1.68%	2.04%	3.17%
17-May-22	2,981,545,655.94	1,462.10	2.39%	2.76%	1.47%	2.03%	3.16%
16-May-22	2,988,196,969.76	1,459.52	0.37%	1.49%	1.10%	1.67%	3.01%
15-May-22	2,992,373,313.26	1,461.61	2.24%	2.62%	1.10%	1.98%	3.16%
14-May-22	2,991,988,000.32	1,461.42	2.21%	2.39%	1.14%	1.98%	3.15%
13-May-22	2,991,602,678.04	1,461.23	2.12%	2.11%	1.17%	1.51%	3.15%
12-May-22	3,011,358,335.50	1,461.05	2.14%	2.37%	1.15%	1.50%	3.17%
11-May-22	3,011,439,022.19	1,461.71	2.80%	2.66%	1.37%	1.61%	3.26%
10-May-22	3,041,487,247.50	1,461.52	3.12%	2.68%	1.21%	1.58%	3.25%
9-May-22	3,056,140,267.59	1,461.32	3.08%	2.34%	1.18%	1.54%	3.27%
8-May-22	3,052,287,741.17	1,461.09	3.02%	2.33%	1.56%	1.49%	3.26%
7-May-22	3,051,924,636.11	1,460.92	1.08%	1.97%	1.19%	1.49%	3.26%
6-May-22	3,051,559,647.02	1,460.74	1.05%	2.12%	1.12%	1.45%	3.25%
5-May-22	3,006,306,193.67	1,460.23	0.41%	1.35%	1.01%	1.40%	3.27%
4-May-22	3,040,695,957.76	1,460.05	-5.04%	1.33%	0.19%	1.38%	3.27%
3-May-22	3,067,354,204.00	1,460.36	-3.32%	1.52%	1.22%	1.45%	3.31%
2-May-22	3,059,196,937.90	1,460.35	-3.20%	1.47%	1.29%	1.46%	3.33%
1-May-22	3,058,805,954.68	1,460.16	-3.23%	1.21%	1.24%	1.43%	3.33%
30-Apr-22	3,058,414,961.96	1,459.98	-3.70%	1.13%	1.14%	1.39%	3.32%
29-Apr-22	3,058,091,799.82	1,459.82	-2.40%	0.94%	1.25%	1.39%	3.33%
28-Apr-22	3,064,478,138.90	1,459.61	1.79%	1.59%	1.22%	1.38%	3.34%
27-Apr-22	3,065,939,897.95	1,459.59	1.73%	1.64%	1.25%	1.39%	3.33%
26-Apr-22	3,070,941,930.79	1,460.70	3.23%	2.16%	1.97%	1.55%	3.42%
25-Apr-22	3,065,742,436.58	1,460.71	3.37%	2.67%	1.66%	1.56%	3.42%
24-Apr-22	3,069,109,042.86	1,459.94	2.87%	1.90%	1.57%	1.48%	3.37%
23-Apr-22	3,068,784,819.01	1,459.79	2.56%	0.85%	1.67%	1.47%	3.36%
22-Apr-22	3,068,460,587.34	1,459.63	2.42%	1.10%	1.65%	1.45%	3.36%
21-Apr-22	3,085,138,028.15	1,459.09	2.28%	1.01%	1.53%	1.39%	3.35%
20-Apr-22	3,087,882,681.85	1,458.97	2.05%	1.02%	1.52%	1.38%	3.38%
19-Apr-22	3,098,261,377.81	1,458.88	2.57%	1.03%	1.52%	1.32%	3.39%
18-Apr-22	3,106,531,256.72	1,459.75	3.43%	1.23%	1.61%	1.51%	3.47%
17-Apr-22	3,103,349,082.77	1,459.23	3.13%	1.53%	1.50%	1.46%	3.44%
16-Apr-22	3,103,023,521.73	1,459.08	2.62%	0.60%	1.52%	1.48%	3.43%
15-Apr-22	3,102,694,202.91	1,458.92	3.00%	0.67%	1.55%	1.46%	3.45%
14-Apr-22	3,102,364,876.08	1,458.77	2.56%	0.72%	1.54%	1.45%	3.48%
13-Apr-22	3,101,366,635.70	1,458.70	2.10%	0.74%	1.55%	1.46%	3.53%
12-Apr-22	3,123,553,444.61	1,458.49	2.60%	0.71%	1.85%	1.44%	3.54%
11-Apr-22	3,126,057,590.36	1,458.35	2.52%	0.49%	1.85%	1.46%	3.53%
10-Apr-22	3,135,208,344.89	1,457.78	2.24%	0.29%	1.71%	1.44%	3.49%
9-Apr-22	3,134,882,307.55	1,457.63	1.60%	0.89%	1.70%	1.50%	3.48%
8-Apr-22	3,134,546,539.93	1,457.47	1.63%	0.34%	1.68%	1.51%	3.47%
7-Apr-22	3,142,931,814.24	1,459.63	2.87%	1.21%	2.31%	1.83%	3.67%
6-Apr-22	3,238,267,209.43	1,459.48	3.18%	1.20%	2.30%	1.82%	3.71%
5-Apr-22	3,238,292,136.31	1,459.74	2.29%	0.16%	2.66%	1.95%	3.70%
4-Apr-22	3,291,964,152.50	1,466.12	7.74%	4.23%	4.47%	2.87%	4.16%
3-Apr-22	3,299,747,362.70	1,464.35	6.38%	3.60%	3.12%	2.69%	4.04%

Fecha	Patrimonio neto del Fondo	Valor Cuota	Rentabilidad				
			30 días	60 días	90 días	180 días	365 días
2-Apr-22	3,299,402,346.09	1,464.20	6.16%	3.55%	3.15%	2.68%	4.03%
1-Apr-22	3,299,057,321.08	1,464.05	5.66%	3.42%	3.00%	2.67%	4.02%
31-Mar-22	3,303,008,881.57	1,464.43	5.97%	3.81%	3.14%	2.74%	4.07%
30-Mar-22	3,319,515,833.32	1,462.70	4.29%	3.13%	2.69%	2.51%	3.98%
29-Mar-22	3,317,486,631.97	1,457.46	1.38%	0.98%	1.57%	1.76%	3.65%
28-Mar-22	3,335,422,311.57	1,457.52	1.55%	1.62%	1.62%	1.82%	3.66%
27-Mar-22	3,338,128,224.22	1,456.83	1.09%	0.87%	1.51%	1.73%	3.62%
26-Mar-22	3,337,762,229.10	1,456.67	1.96%	0.99%	1.48%	1.71%	3.62%
25-Mar-22	3,337,386,669.91	1,456.51	0.93%	1.14%	1.44%	1.68%	3.62%
24-Mar-22	3,390,030,568.90	1,456.72	-0.85%	1.26%	1.53%	1.72%	3.65%
23-Mar-22	3,424,589,058.46	1,456.73	-0.22%	1.31%	1.57%	1.73%	3.67%
22-Mar-22	3,494,500,668.02	1,456.37	-0.25%	1.20%	1.46%	1.69%	3.65%
21-Mar-22	3,523,031,258.48	1,456.52	-0.02%	1.30%	1.37%	1.70%	3.69%
20-Mar-22	3,540,457,149.00	1,455.80	-0.50%	0.76%	1.09%	1.63%	3.64%
19-Mar-22	3,540,080,789.24	1,455.65	-0.97%	0.75%	0.99%	1.62%	3.64%
18-Mar-22	3,539,704,420.32	1,455.49	-0.06%	0.77%	0.92%	1.57%	3.64%
17-Mar-22	3,790,409,268.80	1,455.95	-1.41%	1.08%	1.09%	1.65%	3.72%
16-Mar-22	3,923,659,401.99	1,455.33	-1.65%	0.87%	0.95%	1.58%	3.72%
15-Mar-22	3,954,092,858.20	1,455.71	-1.11%	1.07%	0.98%	1.59%	3.77%
14-Mar-22	3,991,455,068.72	1,456.18	-0.61%	1.81%	1.06%	1.68%	3.84%
13-Mar-22	4,050,638,404.59	1,455.38	-1.18%	1.54%	1.10%	1.61%	3.79%
12-Mar-22	4,050,504,392.96	1,455.33	-1.53%	1.54%	0.90%	1.60%	3.80%
11-Mar-22	4,049,844,890.32	1,455.09	-1.66%	1.48%	0.87%	1.61%	3.78%
10-Mar-22	4,097,459,879.05	1,455.71	0.17%	1.79%	1.08%	1.70%	3.87%
9-Mar-22	4,104,203,376.79	1,455.52	-0.94%	1.75%	1.06%	1.68%	3.86%
8-Mar-22	4,147,315,580.24	1,456.19	-0.45%	2.07%	1.29%	1.72%	3.94%
7-Mar-22	4,180,055,164.88	1,455.68	-0.78%	2.29%	1.17%	1.67%	3.91%
6-Mar-22	4,191,051,625.47	1,456.99	-1.97%	2.88%	1.49%	1.93%	4.01%
5-Mar-22	4,190,652,479.57	1,456.85	0.73%	1.54%	1.74%	1.85%	4.00%
4-Mar-22	4,190,251,275.01	1,456.71	0.82%	1.59%	1.76%	1.89%	4.00%
3-Mar-22	4,226,034,673.21	1,456.82	0.93%	1.47%	1.82%	1.91%	4.07%
2-Mar-22	4,526,547,780.54	1,457.26	1.16%	1.71%	1.98%	1.98%	4.12%
1-Mar-22	4,557,755,051.93	1,457.27	1.63%	1.77%	1.99%	2.02%	4.14%
28-Feb-22	4,567,012,752.79	1,457.57	1.96%	2.40%	2.06%	2.08%	4.17%
27-Feb-22	4,480,959,524.32	1,455.81	0.58%	1.71%	1.62%	1.93%	4.04%
26-Feb-22	4,480,533,138.69	1,455.67	1.69%	1.78%	1.64%	1.91%	4.04%
25-Feb-22	4,480,106,742.68	1,455.53	0.66%	1.74%	1.72%	1.92%	4.04%
24-Feb-22	4,504,463,367.80	1,454.33	0.02%	1.24%	1.40%	1.76%	3.96%
23-Feb-22	4,529,882,223.50	1,455.40	1.34%	1.75%	1.72%	1.92%	4.03%
22-Feb-22	4,549,381,354.77	1,457.74	3.38%	2.78%	2.50%	2.26%	4.19%
21-Feb-22	4,639,655,383.46	1,457.00	2.84%	2.45%	2.32%	2.20%	4.10%
20-Feb-22	4,645,902,358.37	1,456.67	2.64%	2.12%	2.25%	2.16%	4.09%
19-Feb-22	4,645,483,546.99	1,456.54	2.61%	1.94%	2.23%	2.21%	4.08%
18-Feb-22	4,645,064,725.41	1,456.41	2.03%	1.81%	2.33%	2.24%	4.10%
17-Feb-22	4,648,702,637.23	1,456.80	2.48%	1.94%	2.47%	2.30%	4.16%
16-Feb-22	4,647,496,193.80	1,455.57	1.61%	1.47%	2.14%	2.14%	4.08%
15-Feb-22	4,666,529,230.69	1,457.64	3.59%	2.39%	2.82%	2.62%	4.25%
14-Feb-22	4,693,614,138.74	1,457.32	3.39%	2.14%	2.73%	2.40%	4.20%
13-Feb-22	4,804,792,086.80	1,457.04	3.25%	1.94%	2.68%	2.42%	4.19%
12-Feb-22	4,804,390,133.39	1,456.91	4.24%	2.30%	2.70%	2.44%	4.18%
11-Feb-22	4,803,973,097.50	1,456.79	4.25%	1.96%	1.77%	2.43%	4.21%

Fecha	Patrimonio neto del Fondo	Valor Cuota	Rentabilidad				
			30 días	60 días	90 días	180 días	365 días
10-Feb-22	4,702,534,871.22	1,457.17	4.62%	2.18%	1.91%	2.49%	4.26%
9-Feb-22	4,756,091,950.80	1,457.08	4.63%	2.19%	1.92%	2.49%	4.26%
8-Feb-22	4,769,789,067.12	1,455.50	3.40%	1.58%	1.48%	2.32%	4.23%
7-Feb-22	4,781,384,305.46	1,456.64	4.44%	2.12%	1.77%	2.47%	4.30%
6-Feb-22	4,790,150,193.21	1,456.74	4.60%	2.20%	1.76%	2.54%	4.31%
5-Feb-22	4,789,733,027.96	1,456.61	5.36%	2.07%	1.77%	2.47%	4.31%
4-Feb-22	4,798,745,612.08	1,459.35	7.74%	3.65%	2.51%	2.89%	4.53%
3-Feb-22	4,794,390,585.27	1,455.98	2.36%	2.33%	1.61%	2.42%	4.34%
2-Feb-22	4,795,692,332.07	1,455.74	2.36%	2.28%	1.56%	2.39%	4.31%
1-Feb-22	4,822,914,709.04	1,455.71	2.02%	2.32%	1.59%	2.38%	4.31%
31-Jan-22	4,841,876,860.71	1,455.87	2.26%	2.40%	1.66%	2.53%	4.33%
30-Jan-22	4,822,692,169.29	1,455.32	1.90%	2.15%	1.51%	2.49%	4.30%
29-Jan-22	4,822,371,188.47	1,455.23	2.83%	2.19%	1.46%	2.58%	4.30%
28-Jan-22	4,821,993,113.43	1,455.11	2.84%	2.22%	1.46%	2.64%	4.37%
27-Jan-22	4,830,461,248.51	1,453.65	1.87%	1.79%	1.08%	2.44%	4.29%
26-Jan-22	4,845,723,590.49	1,454.74	2.81%	2.28%	1.42%	2.61%	4.43%
25-Jan-22	4,924,062,592.41	1,454.30	2.46%	2.12%	1.31%	2.61%	4.41%
24-Jan-22	4,934,415,304.08	1,453.79	2.14%	2.09%	1.18%	2.58%	4.38%
23-Jan-22	4,934,096,530.08	1,453.70	2.17%	2.09%	1.21%	2.78%	4.38%
22-Jan-22	4,933,773,998.67	1,453.61	2.05%	2.09%	1.21%	2.72%	4.39%
21-Jan-22	4,933,448,771.86	1,453.51	1.59%	2.08%	1.18%	2.75%	4.38%
20-Jan-22	4,933,123,537.10	1,453.41	1.26%	2.24%	1.18%	2.75%	4.38%
19-Jan-22	4,982,143,071.76	1,453.99	1.58%	2.52%	1.37%	2.84%	4.43%
18-Jan-22	4,987,927,148.16	1,453.85	1.39%	2.49%	1.23%	2.86%	4.47%
17-Jan-22	4,984,394,463.99	1,453.65	1.33%	2.55%	1.32%	2.95%	4.47%
16-Jan-22	4,990,982,304.66	1,453.35	1.20%	2.43%	1.26%	2.92%	4.45%
15-Jan-22	4,990,670,589.94	1,453.26	0.88%	2.43%	1.34%	2.90%	4.46%
14-Jan-22	4,990,306,392.37	1,453.16	0.64%	2.47%	1.30%	2.95%	4.48%
13-Jan-22	4,993,330,092.87	1,451.86	0.36%	0.59%	0.96%	2.77%	4.40%
12-Jan-22	5,009,899,615.20	1,451.71	-0.33%	0.58%	0.96%	2.76%	4.33%
11-Jan-22	5,076,760,131.85	1,451.66	-0.27%	0.61%	0.96%	2.75%	4.33%
10-Jan-22	5,084,955,051.34	1,451.55	-0.25%	0.57%	1.02%	2.75%	4.33%
9-Jan-22	5,084,593,046.80	1,451.45	-0.23%	0.48%	1.11%	2.72%	4.34%
8-Jan-22	5,084,231,033.41	1,451.35	-0.19%	0.38%	1.24%	2.77%	4.34%
7-Jan-22	5,083,869,011.17	1,451.24	-0.21%	0.40%	1.27%	2.79%	4.35%
6-Jan-22	5,163,191,703.71	1,450.22	-1.21%	-0.06%	1.01%	2.66%	4.32%
5-Jan-22	5,086,858,205.01	1,450.13	-0.42%	-0.05%	1.03%	2.66%	4.32%
4-Jan-22	5,107,730,404.53	1,453.17	2.29%	1.27%	2.05%	3.08%	4.55%
3-Jan-22	5,122,307,173.97	1,452.92	2.19%	1.22%	2.04%	3.17%	4.54%
2-Jan-22	5,113,011,395.89	1,453.30	2.61%	1.42%	2.27%	3.32%	4.58%
1-Jan-22	5,112,582,910.96	1,453.18	2.53%	1.36%	2.28%	3.33%	4.58%
31-Dec-21	5,112,155,015.59	1,453.05	2.40%	1.27%	2.25%	3.37%	4.58%
30-Dec-21	5,106,117,739.29	1,451.85	1.54%	0.83%	1.94%	3.21%	4.51%
29-Dec-21	5,117,685,471.07	1,451.73	1.60%	0.82%	1.94%	3.21%	4.49%
28-Dec-21	5,130,353,107.97	1,451.42	1.71%	0.74%	1.82%	3.23%	4.48%
27-Dec-21	4,704,459,107.43	1,451.39	1.74%	0.74%	1.91%	3.27%	4.50%
26-Dec-21	4,694,423,848.99	1,451.37	1.77%	0.74%	1.92%	3.27%	4.50%
25-Dec-21	4,694,008,811.13	1,451.24	2.04%	0.78%	1.88%	3.31%	4.50%
24-Dec-21	4,693,593,763.50	1,451.11	2.01%	0.77%	1.85%	3.29%	4.50%
23-Dec-21	4,687,631,051.38	1,451.16	2.12%	0.78%	1.88%	3.30%	4.48%
22-Dec-21	4,680,073,940.61	1,451.61	2.57%	1.02%	2.03%	3.37%	4.51%

Fecha	Patrimonio neto del Fondo	Valor Cuota	Rentabilidad				
			30 días	60 días	90 días	180 días	365 días
21-Dec-21	4,693,278,132.42	1,451.91	3.22%	1.19%	2.13%	3.48%	4.56%
20-Dec-21	4,717,922,963.17	1,452.10	3.45%	1.11%	2.16%	3.51%	4.59%
19-Dec-21	4,739,965,570.68	1,452.18	3.59%	1.36%	2.24%	3.57%	4.61%
18-Dec-21	4,739,547,857.11	1,452.06	3.77%	1.35%	2.24%	3.55%	4.61%
17-Dec-21	4,739,130,132.96	1,451.93	3.66%	1.44%	2.15%	3.68%	4.65%
16-Dec-21	4,742,089,836.66	1,452.22	3.99%	1.55%	2.25%	3.72%	4.71%
15-Dec-21	4,743,916,841.85	1,452.40	4.31%	1.67%	2.33%	3.75%	4.75%
14-Dec-21	4,792,376,494.46	1,451.43	0.82%	1.32%	1.99%	3.58%	4.66%
13-Dec-21	4,818,836,893.47	1,452.11	1.49%	1.63%	2.22%	3.67%	4.72%
12-Dec-21	4,844,648,217.47	1,451.98	1.48%	1.71%	2.26%	3.70%	4.72%
11-Dec-21	4,844,221,031.97	1,451.85	1.38%	1.83%	2.21%	3.69%	4.72%
10-Dec-21	4,843,793,836.07	1,451.72	1.18%	2.02%	2.27%	3.69%	4.72%
9-Dec-21	4,855,766,968.26	1,451.58	0.96%	2.04%	2.24%	3.67%	4.71%
8-Dec-21	4,866,810,399.28	1,451.49	1.01%	2.06%	2.23%	3.66%	4.73%
7-Dec-21	4,906,562,803.83	1,451.66	1.09%	2.18%	2.16%	3.73%	4.78%
6-Dec-21	5,065,774,114.95	1,450.64	0.33%	2.01%	1.93%	3.64%	4.70%
5-Dec-21	5,067,317,590.11	1,450.43	0.24%	2.02%	2.02%	3.72%	4.70%
4-Dec-21	5,066,876,543.51	1,450.31	0.25%	2.14%	1.85%	3.69%	4.70%
3-Dec-21	5,066,435,486.08	1,450.18	0.22%	2.15%	1.94%	3.74%	4.70%
2-Dec-21	5,085,136,170.97	1,450.15	0.19%	2.16%	1.95%	3.74%	4.72%
1-Dec-21	5,096,700,636.08	1,450.19	0.14%	2.22%	1.98%	3.75%	4.71%
30-Nov-21	5,093,664,766.43	1,450.01	0.11%	2.19%	2.00%	3.76%	4.71%
29-Nov-21	5,096,893,343.58	1,449.82	0.04%	2.06%	1.99%	3.74%	4.69%
28-Nov-21	5,112,621,999.83	1,449.38	-0.23%	2.02%	2.05%	3.80%	4.67%
27-Nov-21	5,112,394,907.68	1,449.32	-0.26%	2.02%	2.02%	3.87%	4.68%
26-Nov-21	5,112,168,017.63	1,449.25	-0.29%	1.99%	2.07%	3.83%	4.69%
25-Nov-21	5,112,795,861.23	1,448.81	-0.48%	1.81%	1.97%	3.78%	4.67%
24-Nov-21	5,114,515,185.87	1,448.71	-0.47%	1.79%	1.95%	3.78%	4.68%
23-Nov-21	5,111,750,348.23	1,448.63	-0.57%	1.78%	1.96%	3.74%	4.62%
22-Nov-21	5,134,003,996.60	1,448.56	-0.53%	1.78%	2.02%	3.97%	4.63%
21-Nov-21	5,153,344,344.28	1,448.07	-0.84%	1.55%	1.91%	4.06%	4.60%
20-Nov-21	5,153,049,486.62	1,447.99	-1.23%	1.60%	2.01%	4.03%	4.60%
19-Nov-21	5,152,754,622.29	1,447.91	-0.86%	1.61%	2.09%	4.01%	4.61%
18-Nov-21	5,165,547,050.04	1,447.57	-1.06%	1.38%	2.01%	3.96%	4.63%
17-Nov-21	5,173,805,563.59	1,447.57	-0.77%	1.42%	2.02%	3.99%	4.67%
16-Nov-21	5,177,369,657.07	1,447.47	-0.89%	1.42%	2.37%	3.96%	4.69%
15-Nov-21	5,181,563,258.79	1,447.28	-0.96%	1.23%	1.97%	4.07%	4.69%
14-Nov-21	5,189,813,982.40	1,450.45	1.80%	2.64%	2.99%	4.71%	4.93%
13-Nov-21	5,189,377,966.84	1,450.33	1.76%	2.70%	3.03%	4.72%	4.93%
12-Nov-21	5,188,941,953.97	1,450.21	1.94%	2.63%	3.01%	4.76%	4.96%
11-Nov-21	5,199,163,031.89	1,450.21	2.28%	2.76%	3.02%	4.77%	4.97%
10-Nov-21	5,181,546,421.02	1,450.31	2.85%	2.83%	3.07%	4.80%	5.00%
9-Nov-21	5,194,165,512.25	1,450.43	3.12%	2.90%	3.21%	4.85%	5.02%
8-Nov-21	5,209,381,097.26	1,450.29	3.10%	2.66%	3.14%	4.88%	5.02%
7-Nov-21	5,174,698,913.07	1,450.36	3.27%	2.77%	3.28%	4.98%	5.03%
6-Nov-21	5,174,266,450.15	1,450.24	3.68%	2.95%	3.14%	4.98%	5.03%
5-Nov-21	5,173,937,484.61	1,450.14	3.79%	2.71%	3.18%	5.03%	5.05%
4-Nov-21	5,187,677,793.00	1,450.01	4.03%	2.83%	3.16%	5.03%	5.05%
3-Nov-21	5,204,258,777.31	1,449.92	4.09%	2.82%	3.15%	5.03%	5.11%
2-Nov-21	5,193,620,923.79	1,449.92	4.12%	2.85%	3.13%	5.05%	5.15%
1-Nov-21	5,208,397,431.95	1,450.02	4.29%	3.00%	3.40%	5.16%	5.20%

Fecha	Patrimonio neto del Fondo	Valor Cuota	Rentabilidad				
			30 días	60 días	90 días	180 días	365 días
31-Oct-21	5,210,052,434.42	1,449.88	4.27%	3.01%	3.45%	5.18%	5.20%
30-Oct-21	5,209,648,567.83	1,449.77	4.08%	3.23%	3.63%	5.19%	5.20%
29-Oct-21	5,209,245,745.53	1,449.66	4.27%	3.18%	3.75%	5.23%	5.22%
28-Oct-21	5,201,395,629.53	1,449.63	4.30%	3.27%	3.75%	5.24%	5.24%
27-Oct-21	5,224,917,754.12	1,449.59	4.27%	3.28%	3.76%	5.24%	5.23%
26-Oct-21	5,214,254,206.32	1,449.38	4.10%	3.21%	3.82%	5.25%	5.27%
25-Oct-21	5,232,199,570.30	1,449.27	4.06%	3.21%	3.88%	5.30%	5.31%
24-Oct-21	5,227,409,634.64	1,449.30	4.13%	3.34%	4.31%	5.27%	5.32%
23-Oct-21	5,227,002,010.95	1,449.19	4.09%	3.34%	4.19%	5.29%	5.33%
22-Oct-21	5,226,594,377.32	1,449.08	3.95%	3.48%	4.24%	5.27%	5.35%
21-Oct-21	5,235,526,827.20	1,449.45	4.43%	3.78%	4.37%	5.33%	5.41%
20-Oct-21	5,218,813,680.46	1,448.93	4.09%	3.59%	4.24%	5.26%	5.40%
19-Oct-21	5,236,171,342.67	1,448.84	3.83%	3.57%	4.30%	5.26%	5.42%
18-Oct-21	5,239,455,064.66	1,448.49	3.62%	3.99%	4.45%	5.26%	5.42%
17-Oct-21	5,239,263,385.87	1,448.53	3.73%	3.48%	4.47%	5.35%	5.44%
16-Oct-21	5,238,855,194.30	1,448.42	3.42%	3.63%	4.43%	5.37%	5.44%
15-Oct-21	5,238,444,769.95	1,448.30	3.47%	3.69%	4.52%	5.39%	5.41%
14-Oct-21	5,221,872,231.03	1,448.23	3.63%	3.68%	4.52%	5.39%	5.43%
13-Oct-21	5,295,463,419.88	1,447.90	3.31%	3.56%	4.44%	5.35%	5.42%
12-Oct-21	5,297,044,557.28	1,447.49	3.24%	3.40%	4.31%	5.35%	5.42%
11-Oct-21	5,300,701,938.79	1,446.92	2.80%	3.32%	4.19%	5.35%	5.41%
10-Oct-21	5,306,644,993.76	1,446.72	2.68%	3.20%	4.10%	5.44%	5.41%
9-Oct-21	5,306,229,486.46	1,446.60	2.21%	3.33%	4.19%	5.47%	5.41%
8-Oct-21	5,305,745,688.27	1,446.47	2.27%	3.12%	4.23%	5.44%	5.43%
7-Oct-21	5,416,826,448.96	1,445.87	2.20%	2.97%	4.08%	5.36%	5.40%
6-Oct-21	5,419,499,020.30	1,445.64	1.63%	2.89%	4.04%	5.33%	5.42%
5-Oct-21	5,422,236,858.44	1,445.21	1.62%	2.73%	3.90%	5.27%	5.44%
4-Oct-21	5,463,950,114.89	1,445.07	1.56%	2.64%	4.11%	5.34%	5.44%
3-Oct-21	5,492,144,069.58	1,445.03	1.58%	2.99%	4.30%	5.43%	5.45%
2-Oct-21	5,491,721,032.23	1,444.92	1.70%	3.08%	4.33%	5.36%	5.45%
1-Oct-21	5,491,303,160.47	1,444.81	1.74%	3.34%	4.41%	5.37%	5.46%
30-Sep-21	5,486,379,159.29	1,444.93	2.38%	3.62%	4.46%	5.39%	5.48%
29-Sep-21	5,480,244,715.69	1,444.59	2.08%	3.50%	4.39%	5.35%	5.50%
28-Sep-21	5,445,380,322.80	1,444.53	2.24%	3.50%	4.50%	5.35%	5.51%
27-Sep-21	5,497,415,338.77	1,444.53	2.28%	3.68%	4.59%	5.39%	5.53%
26-Sep-21	5,488,194,770.78	1,444.52	2.32%	3.81%	4.61%	5.45%	5.54%
25-Sep-21	5,487,966,590.91	1,444.46	2.36%	4.41%	4.69%	5.53%	5.55%
24-Sep-21	5,487,733,262.55	1,444.40	2.55%	4.24%	4.67%	5.53%	5.57%
23-Sep-21	5,487,505,071.65	1,444.34	2.57%	4.36%	4.67%	5.54%	5.58%
22-Sep-21	5,496,057,152.50	1,444.39	3.00%	4.41%	4.69%	5.56%	5.62%
21-Sep-21	6,099,592,337.22	1,444.20	3.12%	4.35%	4.78%	5.56%	5.61%
20-Sep-21	6,102,298,847.06	1,444.08	3.07%	4.43%	4.74%	5.58%	5.64%
19-Sep-21	6,100,894,707.90	1,444.28	3.29%	4.88%	4.89%	5.65%	5.67%
18-Sep-21	6,100,494,300.81	1,444.19	4.35%	4.87%	4.86%	5.64%	5.67%
17-Sep-21	6,100,093,897.60	1,444.10	3.23%	4.80%	5.13%	5.68%	5.71%
16-Sep-21	6,093,065,362.36	1,444.36	3.83%	5.10%	5.21%	5.74%	5.74%
15-Sep-21	6,086,556,093.62	1,444.19	3.90%	5.06%	5.17%	5.73%	5.73%
14-Sep-21	6,089,095,648.35	1,443.92	3.71%	4.98%	5.02%	5.72%	5.74%
13-Sep-21	6,093,458,973.56	1,443.97	3.79%	4.97%	5.03%	5.81%	5.77%
12-Sep-21	6,083,746,283.19	1,443.65	3.56%	4.90%	5.04%	5.86%	5.76%
11-Sep-21	6,083,518,345.51	1,443.59	3.84%	4.83%	5.03%	5.88%	5.77%

Fecha	Patrimonio neto del Fondo	Valor Cuota	Rentabilidad				
			30 días	60 días	90 días	180 días	365 días
10-Sep-21	6,083,290,402.22	1,443.54	3.72%	4.98%	5.05%	5.97%	5.78%
9-Sep-21	6,178,191,222.02	1,443.98	4.45%	5.29%	5.18%	6.04%	5.85%
8-Sep-21	6,180,844,879.44	1,443.78	3.96%	5.23%	5.13%	6.03%	5.83%
7-Sep-21	6,179,066,900.22	1,443.25	3.72%	5.04%	5.06%	5.95%	5.84%
6-Sep-21	6,173,884,551.21	1,443.71	4.15%	5.22%	5.31%	6.12%	5.88%
5-Sep-21	6,176,172,062.15	1,443.29	3.84%	5.40%	5.41%	6.06%	5.87%
4-Sep-21	6,175,888,792.37	1,443.22	3.73%	5.68%	5.36%	6.12%	5.88%
3-Sep-21	6,175,602,876.99	1,443.15	4.40%	5.74%	5.48%	6.11%	5.89%
2-Sep-21	6,176,851,876.17	1,442.90	4.44%	5.80%	5.42%	6.09%	5.90%
1-Sep-21	6,081,411,399.43	1,442.75	4.93%	5.77%	5.38%	6.08%	5.92%
31-Aug-21	6,056,956,916.21	1,442.10	4.84%	5.52%	5.28%	5.99%	5.89%
30-Aug-21	6,055,069,483.64	1,442.12	4.90%	5.73%	5.29%	6.12%	5.91%
29-Aug-21	6,037,096,966.51	1,441.88	4.75%	5.76%	5.45%	6.13%	5.90%
28-Aug-21	6,036,875,696.91	1,441.82	5.06%	5.76%	5.60%	6.16%	5.92%
27-Aug-21	6,036,651,421.56	1,441.77	5.29%	5.89%	5.53%	6.16%	5.95%
26-Aug-21	6,030,926,007.87	1,441.66	6.45%	5.85%	5.52%	6.15%	5.96%
25-Aug-21	5,970,800,055.30	1,441.38	5.93%	5.74%	5.47%	6.12%	5.87%
24-Aug-21	5,964,390,651.61	1,441.29	6.12%	5.71%	5.38%	6.13%	5.89%
23-Aug-21	5,959,205,329.48	1,440.84	5.80%	5.73%	5.74%	6.07%	5.90%
22-Aug-21	5,895,302,570.49	1,440.50	5.57%	5.59%	5.96%	6.02%	5.89%
21-Aug-21	5,895,076,223.15	1,440.44	5.78%	5.70%	5.90%	5.99%	5.90%
20-Aug-21	5,894,849,869.67	1,440.39	6.46%	5.68%	5.88%	5.92%	5.93%
19-Aug-21	5,865,175,531.65	1,439.05	5.36%	5.54%	5.49%	5.73%	5.87%
18-Aug-21	5,891,389,587.50	1,440.28	6.37%	6.08%	5.90%	5.92%	5.99%
17-Aug-21	5,855,156,415.59	1,439.83	6.35%	5.90%	5.74%	5.92%	6.03%
16-Aug-21	5,847,376,472.19	1,439.58	6.20%	5.67%	5.95%	5.93%	5.98%
15-Aug-21	5,847,183,132.97	1,439.53	6.22%	5.66%	6.30%	5.94%	6.00%
14-Aug-21	5,846,989,788.97	1,439.48	6.13%	5.78%	6.34%	5.98%	6.01%
13-Aug-21	5,846,791,274.18	1,439.43	6.22%	5.77%	6.44%	5.93%	6.04%
12-Aug-21	5,848,594,159.65	1,439.05	5.80%	5.66%	6.36%	5.88%	5.98%
11-Aug-21	5,818,825,151.62	1,439.14	6.22%	5.71%	6.40%	5.91%	6.05%
10-Aug-21	5,782,055,325.17	1,438.72	6.11%	5.54%	6.34%	5.92%	6.05%
9-Aug-21	5,755,317,717.09	1,439.09	6.48%	5.81%	6.56%	6.02%	6.11%
8-Aug-21	5,746,336,080.39	1,438.85	6.34%	5.89%	6.66%	6.00%	6.11%
7-Aug-21	5,746,147,806.72	1,438.80	6.26%	6.20%	6.69%	6.16%	6.12%
6-Aug-21	5,745,954,695.05	1,438.75	6.95%	6.13%	6.80%	6.12%	6.15%
5-Aug-21	5,674,131,085.73	1,438.81	7.61%	6.36%	6.84%	6.14%	6.19%
4-Aug-21	5,680,194,676.73	1,437.95	7.05%	6.01%	6.62%	6.03%	6.18%
3-Aug-21	5,671,970,858.31	1,437.65	7.14%	5.90%	6.58%	6.04%	6.18%
2-Aug-21	5,668,314,243.65	1,436.93	6.58%	5.70%	6.56%	6.03%	6.14%
1-Aug-21	5,688,359,595.68	1,436.38	6.18%	5.49%	6.48%	5.93%	6.12%
31-Jul-21	5,688,168,652.95	1,436.34	6.54%	5.81%	6.53%	5.93%	6.14%
30-Jul-21	5,687,913,955.32	1,436.27	6.75%	6.03%	6.62%	5.94%	6.19%
29-Jul-21	5,661,179,655.29	1,435.85	6.43%	5.76%	6.52%	5.89%	6.14%
28-Jul-21	5,679,602,791.78	1,435.52	6.47%	5.66%	6.45%	5.86%	6.17%
27-Jul-21	5,671,654,637.60	1,434.06	5.22%	5.07%	6.09%	5.80%	6.14%
26-Jul-21	5,697,649,329.01	1,434.39	5.52%	5.12%	6.32%	5.89%	6.15%
25-Jul-21	5,492,644,579.26	1,434.07	5.28%	5.71%	6.16%	5.96%	6.14%
24-Jul-21	5,492,377,749.35	1,434.00	5.64%	6.16%	6.22%	5.99%	6.16%
23-Jul-21	5,492,110,912.69	1,433.93	5.58%	6.06%	6.18%	6.00%	6.15%
22-Jul-21	5,531,254,883.16	1,433.63	5.59%	5.92%	6.11%	5.97%	6.15%

Fecha	Patrimonio neto del Fondo	Valor Cuota	Rentabilidad				
			30 días	60 días	90 días	180 días	365 días
21-Jul-21	5,506,456,697.32	1,432.78	4.87%	5.56%	5.88%	5.86%	6.12%
20-Jul-21	5,206,846,370.16	1,432.73	5.69%	5.61%	5.90%	5.86%	6.13%
19-Jul-21	5,155,250,863.78	1,432.78	5.76%	5.59%	6.01%	5.88%	6.13%
18-Jul-21	5,137,110,143.11	1,432.35	5.42%	5.82%	6.04%	5.84%	6.12%
17-Jul-21	5,136,853,169.91	1,432.28	5.12%	6.34%	6.10%	5.92%	6.13%
16-Jul-21	5,136,596,190.61	1,432.20	5.06%	6.39%	6.15%	5.93%	6.14%
15-Jul-21	5,113,705,216.68	1,432.26	5.40%	6.58%	6.18%	5.96%	6.17%
14-Jul-21	5,127,117,238.82	1,432.11	5.29%	6.55%	6.15%	5.95%	6.18%
13-Jul-21	5,123,360,085.70	1,432.23	5.49%	6.64%	6.31%	6.03%	6.27%
12-Jul-21	5,142,785,496.84	1,431.82	5.17%	6.55%	6.35%	6.00%	6.22%
11-Jul-21	5,136,954,540.20	1,431.53	4.95%	6.59%	6.51%	5.83%	6.22%
10-Jul-21	5,136,701,988.67	1,431.46	5.11%	6.81%	6.58%	5.84%	6.23%
9-Jul-21	5,136,440,264.79	1,431.39	5.42%	6.85%	6.54%	5.85%	6.25%
8-Jul-21	5,098,484,038.23	1,431.43	6.11%	7.06%	6.56%	5.88%	6.27%
7-Jul-21	5,094,397,892.14	1,430.58	5.28%	6.73%	6.33%	5.77%	6.23%
6-Jul-21	5,104,576,314.88	1,429.87	5.08%	6.46%	6.12%	5.70%	6.20%
5-Jul-21	5,225,848,122.36	1,429.67	4.95%	6.44%	6.24%	5.76%	6.19%
4-Jul-21	5,223,479,978.03	1,429.27	4.63%	6.55%	6.32%	5.72%	6.18%
3-Jul-21	5,223,221,541.31	1,429.20	4.80%	6.63%	6.20%	5.73%	6.20%
2-Jul-21	5,222,963,098.06	1,429.13	4.77%	6.70%	6.22%	5.74%	6.20%
1-Jul-21	5,177,730,160.54	1,428.66	5.05%	6.65%	6.09%	5.69%	6.15%
30-Jun-21	5,192,553,419.01	1,428.35	5.29%	6.55%	6.02%	5.67%	6.16%
29-Jun-21	5,083,977,269.94	1,428.30	5.06%	6.57%	6.01%	5.68%	6.17%
28-Jun-21	5,043,455,615.02	1,427.93	4.82%	6.50%	5.99%	5.65%	6.16%
27-Jun-21	5,037,566,812.21	1,427.94	4.90%	6.70%	6.13%	5.64%	6.18%
26-Jun-21	5,037,455,545.47	1,427.91	4.70%	6.59%	6.29%	5.65%	6.19%
25-Jun-21	5,037,344,275.73	1,427.87	6.12%	6.70%	6.30%	5.68%	6.21%
24-Jun-21	5,002,599,850.07	1,427.38	6.64%	6.45%	6.19%	5.63%	6.22%
23-Jun-21	5,002,599,850.07	1,427.38	6.52%	6.47%	6.22%	5.65%	6.25%
22-Jun-21	4,998,565,480.38	1,427.07	6.22%	6.36%	6.18%	5.62%	6.23%
21-Jun-21	4,998,565,480.38	1,427.07	6.22%	6.41%	6.26%	5.57%	6.27%
20-Jun-21	5,045,441,919.48	1,426.06	5.50%	6.12%	6.03%	5.42%	6.21%
19-Jun-21	5,045,336,336.92	1,426.03	5.40%	6.34%	6.04%	5.46%	6.23%
18-Jun-21	5,045,230,751.93	1,426.00	6.20%	6.44%	6.15%	5.50%	6.28%
17-Jun-21	5,037,787,653.40	1,426.27	7.52%	6.67%	6.25%	5.56%	6.29%
16-Jun-21	5,030,924,337.07	1,426.27	7.68%	6.69%	6.28%	5.58%	6.31%
15-Jun-21	4,889,583,668.21	1,425.94	7.73%	6.57%	6.24%	5.64%	6.33%
14-Jun-21	4,909,039,719.95	1,425.91	7.77%	6.73%	6.40%	5.71%	6.30%
13-Jun-21	4,907,193,192.00	1,425.79	7.75%	6.93%	6.55%	5.74%	6.31%
12-Jun-21	4,907,087,651.00	1,425.76	7.89%	7.28%	6.61%	5.69%	6.33%
11-Jun-21	4,906,982,107.05	1,425.73	8.21%	7.40%	6.78%	5.71%	6.38%
10-Jun-21	4,847,363,470.31	1,425.47	8.48%	7.25%	6.73%	5.70%	6.38%
9-Jun-21	4,841,113,201.30	1,425.04	8.25%	7.08%	6.64%	5.65%	6.46%
8-Jun-21	4,814,863,284.76	1,424.28	7.97%	6.77%	6.42%	5.55%	6.37%
7-Jun-21	4,745,834,059.14	1,424.40	8.14%	6.81%	6.65%	5.57%	6.42%
6-Jun-21	4,744,019,059.96	1,423.92	7.80%	6.88%	6.51%	5.56%	6.40%
5-Jun-21	4,743,904,095.44	1,423.88	7.90%	7.16%	6.63%	5.63%	6.42%
4-Jun-21	4,743,789,127.93	1,423.85	8.44%	6.99%	6.63%	5.61%	6.46%
3-Jun-21	4,728,943,619.61	1,423.58	8.42%	6.93%	6.58%	5.59%	6.44%
2-Jun-21	4,728,825,176.65	1,423.54	8.59%	6.93%	6.60%	5.61%	6.45%
1-Jun-21	4,729,914,849.28	1,422.75	8.20%	6.60%	6.38%	5.51%	6.43%

Fecha	Patrimonio neto del Fondo	Valor Cuota	Rentabilidad				
			30 días	60 días	90 días	180 días	365 días
31-May-21	4,757,044,414.91	1,422.17	7.79%	6.37%	6.46%	5.47%	6.41%
30-May-21	4,738,566,889.01	1,422.38	8.03%	6.58%	6.60%	5.48%	6.45%
29-May-21	4,738,290,752.57	1,422.30	8.15%	6.75%	6.67%	5.50%	6.46%
28-May-21	4,738,014,609.24	1,422.21	8.48%	6.98%	6.65%	5.48%	6.48%
27-May-21	4,732,207,085.57	1,422.41	8.44%	7.09%	6.72%	5.52%	6.50%
26-May-21	4,719,922,278.70	1,420.73	7.24%	6.41%	6.25%	5.29%	6.39%
25-May-21	4,710,954,281.01	1,419.63	6.23%	5.98%	5.98%	5.18%	6.30%
24-May-21	4,709,990,633.66	1,419.78	6.40%	6.12%	6.04%	5.21%	6.32%
23-May-21	4,708,824,233.91	1,419.81	6.47%	6.24%	6.04%	5.26%	6.34%
22-May-21	4,708,824,233.91	1,419.81	6.56%	6.34%	5.99%	5.15%	6.36%
21-May-21	4,708,245,459.60	1,419.64	6.71%	6.30%	5.82%	5.14%	6.39%
20-May-21	4,684,001,886.92	1,419.73	7.25%	6.50%	5.87%	5.17%	6.42%
19-May-21	4,686,613,799.11	1,418.77	6.64%	6.13%	5.61%	5.05%	6.37%
18-May-21	4,578,724,967.33	1,417.51	5.79%	5.63%	5.36%	4.89%	6.30%
17-May-21	4,578,979,549.24	1,417.33	5.67%	5.63%	5.41%	4.96%	6.33%
16-May-21	4,556,791,401.78	1,416.94	5.38%	5.72%	5.33%	4.98%	6.32%
15-May-21	4,556,519,133.09	1,416.85	5.66%	5.95%	5.39%	5.02%	6.33%
14-May-21	4,556,245,107.74	1,416.77	6.07%	6.02%	5.28%	5.04%	6.35%
13-May-21	4,547,165,023.36	1,416.57	6.62%	6.20%	5.25%	5.03%	6.35%
12-May-21	4,541,549,665.40	1,416.18	6.55%	6.07%	5.15%	4.99%	6.35%
11-May-21	4,561,127,816.51	1,415.60	5.97%	5.86%	5.13%	4.98%	6.30%
10-May-21	4,540,659,452.87	1,415.45	5.88%	5.80%	5.17%	4.98%	6.31%
9-May-21	4,512,566,812.94	1,415.02	5.54%	5.91%	5.08%	4.97%	6.30%
8-May-21	4,512,294,511.78	1,414.93	5.45%	5.86%	5.38%	4.96%	6.31%
7-May-21	4,512,022,204.56	1,414.85	5.92%	6.03%	5.30%	4.97%	6.37%
6-May-21	4,497,601,152.11	1,414.70	6.37%	5.97%	5.28%	4.96%	6.33%
5-May-21	4,463,467,639.12	1,414.04	5.49%	5.73%	5.11%	4.89%	6.29%
4-May-21	4,461,202,066.29	1,413.80	5.40%	5.66%	5.15%	4.90%	6.30%
3-May-21	4,451,097,945.52	1,413.56	5.23%	5.58%	5.26%	4.89%	6.30%
2-May-21	4,476,699,255.20	1,413.22	4.97%	5.80%	5.12%	4.97%	6.29%
1-May-21	4,476,427,293.34	1,413.13	4.93%	5.88%	5.12%	5.04%	6.31%
30-Apr-21	4,476,155,324.82	1,413.05	5.09%	5.98%	5.12%	5.10%	6.32%
29-Apr-21	4,467,007,951.31	1,412.83	5.32%	5.89%	5.09%	5.10%	6.40%
28-Apr-21	4,448,508,750.88	1,412.37	5.43%	5.72%	4.98%	5.05%	6.39%
27-Apr-21	4,456,703,321.04	1,412.61	5.70%	5.85%	5.35%	5.14%	6.43%
26-Apr-21	4,391,246,685.86	1,412.33	5.54%	5.79%	5.37%	5.14%	6.43%
25-Apr-21	4,351,807,795.66	1,412.40	5.69%	5.85%	5.62%	5.14%	6.46%
24-Apr-21	4,351,647,340.22	1,412.35	5.81%	5.82%	5.67%	5.24%	6.48%
23-Apr-21	4,351,486,880.82	1,412.30	5.98%	5.72%	5.69%	5.32%	6.54%
22-Apr-21	4,343,858,497.63	1,412.19	6.09%	5.49%	5.69%	5.32%	6.56%
21-Apr-21	4,334,430,887.85	1,411.85	5.86%	5.38%	5.63%	5.30%	6.57%
20-Apr-21	4,444,338,389.43	1,411.31	5.72%	5.17%	5.48%	5.27%	6.52%
19-Apr-21	4,299,202,607.03	1,411.06	5.59%	5.25%	5.45%	5.31%	6.52%
18-Apr-21	4,318,742,837.08	1,410.80	5.44%	5.28%	5.40%	5.32%	6.52%
17-Apr-21	4,318,586,087.02	1,410.75	5.57%	5.31%	5.58%	5.37%	6.54%
16-Apr-21	4,318,429,333.09	1,410.70	6.02%	5.41%	5.60%	5.42%	6.56%
15-Apr-21	4,251,869,544.91	1,410.30	6.21%	5.11%	5.52%	5.38%	6.57%
14-Apr-21	4,295,636,422.33	1,409.74	5.95%	4.90%	5.39%	5.32%	6.55%
13-Apr-21	4,289,684,956.00	1,408.91	5.75%	4.57%	5.26%	5.16%	6.52%
12-Apr-21	4,276,223,146.39	1,408.60	5.56%	4.64%	5.22%	5.17%	6.48%
11-Apr-21	4,226,364,003.95	1,408.69	5.73%	4.82%	5.00%	5.20%	6.51%

Fecha	Patrimonio neto del Fondo	Valor Cuota	Rentabilidad				
			30 días	60 días	90 días	180 días	365 días
10-Apr-21	4,226,237,199.57	1,408.64	5.69%	4.84%	5.04%	5.26%	6.53%
9-Apr-21	4,226,110,393.59	1,408.60	6.24%	5.32%	5.06%	5.30%	6.55%
8-Apr-21	4,226,759,457.55	1,408.62	6.24%	5.24%	5.10%	5.33%	6.56%
7-Apr-21	4,215,923,591.43	1,408.00	6.11%	5.00%	4.96%	5.27%	6.47%
6-Apr-21	4,177,850,041.96	1,407.33	5.54%	4.74%	4.82%	5.23%	6.45%
5-Apr-21	4,198,086,713.16	1,407.69	5.93%	5.06%	5.10%	5.31%	6.49%
4-Apr-21	4,193,772,452.33	1,407.55	5.90%	5.27%	5.10%	5.37%	6.50%
3-Apr-21	4,193,644,236.42	1,407.51	5.90%	5.20%	5.12%	5.45%	6.52%
2-Apr-21	4,193,516,017.08	1,407.47	6.60%	5.22%	5.15%	5.46%	6.55%
1-Apr-21	4,193,389,746.51	1,407.43	6.81%	5.23%	5.18%	5.48%	6.57%
31-Mar-21	4,187,946,299.85	1,407.16	6.84%	5.15%	5.14%	5.47%	6.58%
30-Mar-21	4,196,568,338.85	1,406.68	6.44%	4.99%	5.05%	5.43%	6.56%
29-Mar-21	4,161,800,116.98	1,406.09	5.98%	5.18%	4.92%	5.36%	6.54%
28-Mar-21	4,195,100,546.76	1,406.02	5.97%	5.30%	4.88%	5.45%	6.55%
27-Mar-21	4,194,803,379.40	1,405.92	6.01%	5.60%	4.89%	5.46%	6.57%
26-Mar-21	4,194,506,204.52	1,405.82	5.98%	5.66%	4.92%	5.48%	6.60%
25-Mar-21	4,162,602,115.46	1,405.64	5.80%	5.63%	4.91%	5.48%	6.61%
24-Mar-21	4,159,686,902.72	1,405.39	5.44%	5.57%	4.87%	5.47%	6.61%
23-Mar-21	4,217,454,774.37	1,405.16	4.88%	5.52%	4.84%	5.49%	6.61%
22-Mar-21	4,226,239,775.69	1,405.09	4.88%	5.50%	4.72%	5.50%	6.71%
21-Mar-21	4,246,048,703.91	1,404.71	4.61%	5.39%	4.61%	5.50%	6.70%
20-Mar-21	4,245,749,399.23	1,404.61	4.88%	5.39%	4.67%	5.51%	6.71%
19-Mar-21	4,245,450,087.74	1,404.52	5.09%	5.64%	4.72%	5.57%	6.73%
18-Mar-21	4,209,651,701.42	1,404.32	5.02%	5.61%	4.70%	5.56%	6.71%
17-Mar-21	4,202,044,254.75	1,403.75	4.77%	5.41%	4.57%	5.51%	6.61%
16-Mar-21	4,200,568,318.90	1,403.13	3.99%	5.20%	4.61%	5.49%	6.53%
15-Mar-21	4,200,899,493.17	1,402.88	3.83%	5.25%	4.69%	5.48%	6.58%
14-Mar-21	4,219,947,709.55	1,402.29	3.37%	5.07%	4.61%	5.41%	6.56%
13-Mar-21	4,219,645,201.91	1,402.19	3.71%	4.66%	4.48%	5.44%	6.57%
12-Mar-21	4,219,342,687.27	1,402.09	3.89%	4.69%	4.51%	5.48%	6.55%
11-Mar-21	4,203,302,355.57	1,402.08	3.98%	4.73%	4.55%	5.51%	6.58%
10-Mar-21	4,196,155,260.47	1,401.41	4.37%	4.50%	4.39%	5.44%	6.54%
9-Mar-21	4,192,197,586.23	1,401.44	4.21%	4.57%	4.43%	5.47%	6.57%
8-Mar-21	4,194,228,556.77	1,400.97	3.87%	4.45%	4.28%	5.46%	6.56%
7-Mar-21	4,162,528,105.61	1,400.95	3.92%	4.71%	4.39%	5.45%	6.58%
6-Mar-21	4,162,243,589.89	1,400.85	4.17%	4.72%	4.51%	5.55%	6.59%
5-Mar-21	4,161,959,067.35	1,400.76	4.62%	4.73%	4.47%	5.54%	6.62%
4-Mar-21	4,184,712,147.96	1,400.72	4.48%	4.77%	4.50%	5.57%	6.64%
3-Mar-21	4,158,228,036.91	1,399.87	3.81%	4.46%	4.29%	5.47%	6.59%
2-Mar-21	4,162,576,329.95	1,399.59	3.64%	4.40%	4.25%	5.46%	6.59%
1-Mar-21	4,135,237,892.79	1,399.29	3.45%	4.33%	4.24%	5.48%	6.59%
28-Feb-21	4,135,963,348.83	1,399.28	3.53%	4.40%	4.20%	5.54%	6.61%
27-Feb-21	4,135,772,872.94	1,399.22	4.37%	4.34%	4.23%	5.55%	6.62%
26-Feb-21	4,135,582,391.90	1,399.15	4.60%	4.37%	4.20%	5.58%	6.67%
25-Feb-21	4,110,227,104.55	1,399.01	5.17%	4.40%	4.19%	5.59%	6.67%
24-Feb-21	4,090,560,692.86	1,398.95	5.32%	4.43%	4.21%	5.61%	6.68%
23-Feb-21	4,087,194,269.83	1,398.96	5.43%	4.50%	4.30%	5.69%	6.73%
22-Feb-21	4,093,883,308.97	1,399.13	5.68%	4.63%	4.38%	5.75%	6.77%
21-Feb-21	4,082,708,900.84	1,399.55	6.14%	4.65%	4.59%	5.68%	6.82%
20-Feb-21	4,082,504,504.12	1,399.48	6.11%	4.62%	4.34%	5.72%	6.84%
19-Feb-21	4,082,300,102.51	1,399.41	6.15%	4.72%	4.36%	5.78%	6.86%

Fecha	Patrimonio neto del Fondo	Valor Cuota	Rentabilidad				
			30 días	60 días	90 días	180 días	365 días
18-Feb-21	4,085,802,999.04	1,399.00	5.88%	4.67%	4.28%	5.75%	6.85%
17-Feb-21	4,071,537,418.81	1,398.67	6.16%	4.58%	4.21%	5.74%	6.81%
16-Feb-21	4,069,393,218.35	1,398.55	6.17%	4.58%	4.23%	5.78%	6.81%
15-Feb-21	4,078,182,331.45	1,398.26	6.02%	4.78%	4.33%	5.83%	6.84%
14-Feb-21	4,080,687,725.59	1,398.55	6.38%	5.13%	4.57%	5.91%	6.88%
13-Feb-21	4,080,491,919.32	1,398.48	6.65%	5.24%	4.65%	6.06%	6.89%
12-Feb-21	4,080,288,330.86	1,398.41	6.75%	5.06%	4.70%	5.99%	6.90%
11-Feb-21	4,089,962,861.90	1,397.93	5.60%	4.94%	4.59%	5.95%	6.88%
10-Feb-21	4,084,839,711.00	1,397.61	5.47%	4.87%	4.54%	5.93%	6.89%
9-Feb-21	4,088,471,773.80	1,397.51	5.47%	4.88%	4.65%	6.00%	6.96%
8-Feb-21	4,048,993,663.38	1,396.40	4.61%	4.43%	4.37%	5.76%	6.88%
7-Feb-21	4,079,154,305.08	1,396.60	4.90%	4.50%	4.53%	5.92%	6.92%
6-Feb-21	4,078,928,411.06	1,396.53	5.01%	4.65%	4.51%	5.96%	6.93%
5-Feb-21	4,078,694,367.74	1,396.45	5.48%	4.83%	4.53%	6.01%	6.95%
4-Feb-21	4,071,114,621.20	1,396.07	5.26%	4.64%	4.46%	5.99%	6.95%
3-Feb-21	4,073,744,270.78	1,395.46	4.81%	4.43%	4.31%	5.93%	6.92%
2-Feb-21	4,060,999,984.40	1,395.59	5.05%	4.55%	4.46%	6.01%	6.95%
1-Feb-21	4,080,868,327.91	1,395.50	5.10%	4.58%	4.48%	6.06%	6.98%
31-Jan-21	4,065,714,760.20	1,395.42	5.16%	4.67%	4.70%	6.17%	7.00%
30-Jan-21	4,065,463,371.48	1,395.33	5.21%	4.56%	4.85%	6.19%	7.01%
29-Jan-21	4,065,171,036.53	1,395.23	5.24%	4.60%	4.96%	6.21%	7.03%
28-Jan-21	4,071,600,453.80	1,394.21	4.29%	4.13%	4.71%	6.10%	6.98%
27-Jan-21	4,067,711,054.23	1,393.88	4.13%	4.03%	4.66%	6.08%	6.97%
26-Jan-21	4,130,496,954.88	1,393.09	3.62%	3.74%	4.53%	6.09%	6.93%
25-Jan-21	4,132,293,057.40	1,392.86	3.53%	3.76%	4.56%	6.00%	6.92%
24-Jan-21	4,131,956,099.58	1,392.75	3.55%	3.76%	4.49%	6.10%	6.93%
23-Jan-21	4,131,619,133.55	1,392.63	3.56%	3.85%	4.66%	6.23%	6.94%
22-Jan-21	4,131,276,118.24	1,392.52	3.14%	3.45%	4.80%	6.19%	6.97%
21-Jan-21	4,109,261,904.66	1,392.49	3.11%	3.50%	4.84%	6.22%	6.99%
20-Jan-21	4,108,901,813.53	1,392.37	3.28%	3.50%	4.86%	6.23%	7.02%
19-Jan-21	4,109,231,025.66	1,392.28	3.44%	3.51%	4.93%	6.21%	7.03%
18-Jan-21	4,105,872,678.58	1,391.62	2.98%	3.30%	4.88%	6.15%	6.99%
17-Jan-21	4,103,949,022.26	1,391.49	2.98%	3.52%	4.95%	6.20%	7.00%
16-Jan-21	4,103,590,413.64	1,391.37	3.52%	3.70%	5.01%	6.22%	7.01%
15-Jan-21	4,103,231,796.29	1,391.25	3.86%	3.80%	5.09%	6.20%	7.01%
14-Jan-21	4,101,837,051.50	1,390.88	3.81%	3.73%	5.03%	6.18%	6.98%
13-Jan-21	4,100,534,838.87	1,390.69	3.36%	3.71%	5.02%	6.18%	6.98%
12-Jan-21	4,105,826,769.66	1,391.52	4.27%	4.13%	5.20%	6.34%	7.07%
11-Jan-21	4,101,386,940.68	1,391.36	4.25%	4.27%	5.25%	6.36%	7.09%
10-Jan-21	4,087,492,674.48	1,391.26	4.27%	4.29%	5.24%	6.40%	7.10%
9-Jan-21	4,087,118,893.20	1,391.13	4.23%	4.38%	5.35%	6.52%	7.14%
8-Jan-21	4,086,737,157.74	1,391.00	4.08%	4.34%	5.41%	6.47%	7.13%
7-Jan-21	4,097,434,742.91	1,390.80	4.27%	4.31%	5.40%	6.48%	7.13%
6-Jan-21	4,137,789,094.27	1,390.19	4.17%	4.09%	5.27%	6.42%	7.10%
5-Jan-21	4,133,170,161.35	1,390.06	4.00%	4.10%	5.36%	6.46%	7.11%
4-Jan-21	4,141,019,659.85	1,389.96	4.03%	4.20%	5.38%	6.47%	7.13%
3-Jan-21	4,140,599,303.75	1,389.82	4.03%	4.21%	5.49%	6.49%	7.13%
2-Jan-21	4,140,178,936.95	1,389.67	4.04%	4.52%	5.63%	6.53%	7.14%
1-Jan-21	4,139,752,726.29	1,389.53	4.16%	4.71%	5.62%	6.52%	7.16%
31-Dec-20	4,139,326,505.57	1,389.39	3.90%	4.87%	5.63%	6.53%	7.17%
30-Dec-20	4,132,774,670.38	1,389.24	3.93%	4.88%	5.64%	6.54%	7.17%

Fecha	Patrimonio neto del Fondo	Valor Cuota	Rentabilidad				
			30 días	60 días	90 días	180 días	365 días
29-Dec-20	4,115,444,204.26	1,389.31	3.95%	4.96%	5.71%	6.57%	7.23%
28-Dec-20	4,114,649,386.84	1,389.17	3.93%	5.07%	5.70%	6.52%	7.25%
27-Dec-20	4,132,151,981.75	1,388.96	3.84%	5.11%	5.84%	6.55%	7.26%
26-Dec-20	4,131,771,466.92	1,388.83	3.98%	5.00%	5.86%	6.56%	7.27%
25-Dec-20	4,131,390,942.80	1,388.70	3.97%	5.26%	5.89%	6.57%	7.28%
24-Dec-20	4,131,010,409.42	1,388.57	4.13%	5.46%	5.90%	6.59%	7.31%
23-Dec-20	4,127,575,526.59	1,388.94	3.75%	5.69%	6.06%	6.68%	7.35%
22-Dec-20	4,088,286,506.40	1,388.94	3.88%	5.77%	6.16%	6.73%	7.39%
21-Dec-20	4,093,833,767.94	1,388.63	3.71%	5.78%	6.13%	6.77%	7.38%
20-Dec-20	4,563,513,213.13	1,388.35	3.57%	5.87%	6.16%	6.77%	7.38%
19-Dec-20	4,563,095,563.94	1,388.22	3.61%	5.98%	6.17%	6.78%	7.39%
18-Dec-20	4,562,671,613.97	1,388.09	4.05%	6.07%	6.26%	6.83%	7.41%
17-Dec-20	4,528,816,997.22	1,387.36	3.87%	5.91%	6.10%	6.76%	7.38%
16-Dec-20	4,538,743,895.00	1,386.85	3.72%	5.76%	6.00%	6.72%	7.35%
15-Dec-20	4,534,117,867.43	1,386.54	3.65%	5.70%	6.06%	6.77%	7.33%
14-Dec-20	4,527,680,748.87	1,386.87	4.04%	5.73%	6.20%	6.79%	7.37%
13-Dec-20	4,523,828,617.52	1,386.66	3.97%	5.79%	6.17%	6.81%	7.38%
12-Dec-20	4,523,401,997.81	1,386.52	4.28%	5.77%	6.22%	6.88%	7.39%
11-Dec-20	4,522,970,979.72	1,386.39	4.29%	5.92%	6.30%	6.80%	7.40%
10-Dec-20	4,516,742,135.90	1,386.31	4.51%	6.03%	6.33%	6.83%	7.42%
9-Dec-20	4,516,472,178.23	1,386.35	4.57%	6.13%	6.40%	6.87%	7.44%
8-Dec-20	4,524,155,999.23	1,385.93	4.32%	6.02%	6.33%	6.92%	7.45%
7-Dec-20	4,726,803,109.87	1,385.44	4.00%	6.00%	6.31%	6.88%	7.42%
6-Dec-20	4,722,806,791.40	1,385.50	4.17%	6.10%	6.30%	7.10%	7.45%
5-Dec-20	4,722,344,210.46	1,385.37	4.36%	6.26%	6.49%	7.03%	7.46%
4-Dec-20	4,721,881,618.26	1,385.23	4.38%	6.47%	6.47%	7.08%	7.41%
3-Dec-20	4,722,115,908.84	1,385.08	4.98%	6.46%	6.48%	7.09%	7.43%
2-Dec-20	4,710,421,132.75	1,384.80	5.25%	6.41%	6.45%	7.09%	7.45%
1-Dec-20	4,682,200,845.50	1,384.95	5.82%	6.55%	6.56%	7.20%	7.47%
30-Nov-20	4,680,293,885.79	1,384.77	5.80%	6.55%	6.64%	7.18%	7.47%
29-Nov-20	4,622,441,585.05	1,384.81	5.96%	6.62%	6.76%	7.21%	7.50%
28-Nov-20	4,622,064,343.58	1,384.69	6.19%	6.87%	6.77%	7.27%	7.51%
27-Nov-20	4,621,683,989.54	1,384.58	6.35%	6.91%	6.82%	7.30%	7.54%
26-Nov-20	4,610,449,337.82	1,384.29	6.00%	6.87%	6.79%	7.29%	7.54%
25-Nov-20	4,707,014,297.69	1,384.19	6.52%	6.90%	6.82%	7.31%	7.56%
24-Nov-20	4,522,435,587.67	1,383.88	6.77%	6.85%	6.88%	7.32%	7.58%
23-Nov-20	4,515,452,286.98	1,384.67	7.62%	7.35%	7.19%	7.46%	7.59%
22-Nov-20	4,519,335,737.60	1,384.52	7.62%	7.36%	6.88%	7.46%	7.60%
21-Nov-20	4,518,962,550.00	1,384.40	7.83%	7.48%	6.94%	7.43%	7.61%
20-Nov-20	4,518,589,351.44	1,384.29	8.15%	7.50%	7.06%	7.43%	7.61%
19-Nov-20	4,564,439,276.62	1,384.11	8.33%	7.62%	7.07%	7.44%	7.61%
18-Nov-20	4,564,731,938.21	1,383.49	8.07%	7.42%	6.95%	7.38%	7.59%
17-Nov-20	4,484,116,974.68	1,382.96	7.93%	7.27%	6.91%	7.38%	7.58%
16-Nov-20	4,478,777,599.15	1,382.62	7.78%	7.35%	6.99%	7.38%	7.58%
15-Nov-20	4,503,983,015.98	1,382.39	7.72%	7.31%	7.00%	7.39%	7.58%
14-Nov-20	4,503,580,833.44	1,382.27	7.39%	7.31%	7.28%	7.42%	7.59%
13-Nov-20	4,503,178,641.20	1,382.15	7.58%	7.38%	7.12%	7.49%	7.60%
12-Nov-20	4,482,650,415.42	1,381.67	7.24%	7.34%	7.04%	7.45%	7.56%
11-Nov-20	4,492,940,456.69	1,381.52	7.53%	7.36%	7.06%	7.47%	7.57%
10-Nov-20	4,472,573,846.67	1,381.18	7.53%	7.29%	7.11%	7.46%	7.61%
9-Nov-20	4,468,483,998.81	1,381.16	7.65%	7.36%	6.96%	7.49%	7.62%

Fecha	Patrimonio neto del Fondo	Valor Cuota	Rentabilidad				
			30 días	60 días	90 días	180 días	365 días
8-Nov-20	4,468,067,302.87	1,381.03	7.69%	7.49%	7.18%	7.51%	7.63%
7-Nov-20	4,467,648,651.68	1,380.90	7.96%	7.40%	7.25%	7.50%	7.64%
6-Nov-20	4,467,229,990.57	1,380.77	7.99%	7.68%	7.33%	7.52%	7.62%
5-Nov-20	4,389,946,454.73	1,380.42	8.13%	7.55%	7.30%	7.51%	7.61%
4-Nov-20	3,872,727,349.79	1,380.26	8.53%	7.57%	7.32%	7.52%	7.62%
3-Nov-20	3,878,035,238.45	1,379.44	7.90%	7.28%	7.19%	7.51%	7.58%
2-Nov-20	3,885,375,900.46	1,378.85	7.53%	7.11%	7.14%	7.38%	7.56%
1-Nov-20	3,871,907,166.58	1,378.36	7.25%	7.10%	7.22%	7.31%	7.54%
31-Oct-20	3,871,452,053.23	1,378.20	7.26%	7.19%	7.25%	7.34%	7.55%
30-Oct-20	3,871,065,834.43	1,378.06	7.24%	7.20%	7.28%	7.36%	7.56%
29-Oct-20	3,855,949,659.90	1,377.69	7.51%	7.15%	7.24%	7.34%	7.55%
28-Oct-20	3,866,491,135.57	1,377.39	7.42%	7.10%	7.22%	7.33%	7.55%
27-Oct-20	3,864,476,887.37	1,377.50	7.71%	7.25%	7.50%	7.40%	7.57%
26-Oct-20	3,876,253,991.42	1,376.81	7.25%	7.16%	7.19%	7.49%	7.53%
25-Oct-20	3,872,184,438.38	1,376.22	6.88%	7.00%	7.24%	7.44%	7.51%
24-Oct-20	3,871,732,544.65	1,376.06	7.04%	6.55%	7.49%	7.45%	7.51%
23-Oct-20	3,871,280,639.95	1,375.89	7.05%	6.61%	7.39%	7.48%	7.52%
22-Oct-20	3,867,341,548.37	1,375.55	7.08%	6.68%	7.35%	7.47%	7.51%
21-Oct-20	3,850,981,023.21	1,375.07	6.80%	6.56%	7.28%	7.43%	7.50%
20-Oct-20	3,725,411,523.63	1,374.70	6.87%	6.50%	7.14%	7.51%	7.51%
19-Oct-20	3,707,134,723.98	1,374.38	6.73%	6.53%	7.13%	7.51%	7.47%
18-Oct-20	3,700,517,590.55	1,374.00	6.56%	6.63%	7.15%	7.53%	7.46%
17-Oct-20	3,700,084,662.42	1,373.84	6.88%	6.68%	7.17%	7.49%	7.46%
16-Oct-20	3,699,642,565.02	1,373.68	6.86%	7.07%	7.12%	7.51%	7.49%
15-Oct-20	3,741,962,245.69	1,373.92	7.18%	6.99%	7.26%	7.58%	7.52%
14-Oct-20	3,740,000,963.48	1,373.58	7.13%	6.94%	7.22%	7.57%	7.51%
13-Oct-20	3,725,595,297.44	1,373.50	7.41%	7.00%	7.27%	7.60%	7.51%
12-Oct-20	3,757,884,592.05	1,373.02	7.14%	7.01%	7.21%	7.62%	7.50%
11-Oct-20	3,752,163,209.48	1,372.69	7.01%	6.66%	7.22%	7.61%	7.49%
10-Oct-20	3,751,696,380.54	1,372.52	7.02%	6.95%	7.45%	7.64%	7.49%
9-Oct-20	3,751,222,665.57	1,372.35	7.25%	7.04%	7.33%	7.59%	7.48%
8-Oct-20	3,727,156,145.93	1,371.92	6.80%	7.03%	7.27%	7.57%	7.47%
7-Oct-20	3,738,628,567.56	1,371.76	7.32%	7.06%	7.30%	7.58%	7.49%
6-Oct-20	3,736,966,094.73	1,371.26	6.93%	6.94%	7.25%	7.55%	7.45%
5-Oct-20	3,720,301,058.76	1,370.64	6.55%	6.84%	7.12%	7.49%	7.43%
4-Oct-20	3,723,110,983.14	1,370.53	6.62%	6.98%	7.18%	7.37%	7.43%
3-Oct-20	3,722,658,492.15	1,370.36	6.65%	7.24%	7.24%	7.40%	7.44%
2-Oct-20	3,722,194,574.04	1,370.19	6.91%	7.28%	7.21%	7.42%	7.45%
1-Oct-20	3,676,189,042.17	1,370.02	7.08%	7.31%	7.22%	7.43%	7.43%
30-Sep-20	3,677,023,150.76	1,369.91	7.11%	7.37%	7.26%	7.46%	7.44%
29-Sep-20	3,632,175,087.52	1,369.24	6.74%	7.17%	7.10%	7.42%	7.39%
28-Sep-20	3,629,623,875.85	1,369.04	6.75%	7.44%	6.97%	7.43%	7.37%
27-Sep-20	3,614,480,337.10	1,368.83	6.74%	7.19%	7.03%	7.45%	7.37%
26-Sep-20	3,614,020,470.87	1,368.65	7.03%	7.46%	7.04%	7.45%	7.37%
25-Sep-20	3,613,560,593.78	1,368.48	7.08%	7.82%	7.05%	7.48%	7.37%
24-Sep-20	3,547,892,321.96	1,368.14	6.02%	7.59%	7.02%	7.47%	7.38%
23-Sep-20	3,547,433,327.08	1,367.97	6.12%	7.61%	7.04%	7.48%	7.36%
22-Sep-20	3,542,053,717.78	1,367.59	6.24%	7.54%	7.01%	7.51%	7.35%
21-Sep-20	3,531,613,270.95	1,367.43	6.29%	7.44%	7.14%	7.53%	7.36%
20-Sep-20	3,535,245,021.79	1,366.99	6.09%	7.37%	7.10%	7.51%	7.35%
19-Sep-20	3,534,786,624.42	1,366.81	6.29%	7.48%	7.09%	7.50%	7.35%

Fecha	Patrimonio neto del Fondo	Valor Cuota	Rentabilidad				
			30 días	60 días	90 días	180 días	365 días
18-Sep-20	3,534,328,216.44	1,366.64	6.66%	7.51%	7.18%	7.68%	7.36%
17-Sep-20	3,520,004,094.30	1,366.12	6.44%	7.27%	7.10%	7.64%	7.36%
16-Sep-20	3,516,386,810.02	1,365.97	7.23%	7.30%	7.13%	7.66%	7.38%
15-Sep-20	3,523,233,502.94	1,365.87	6.77%	7.36%	7.30%	7.70%	7.37%
14-Sep-20	3,522,295,908.24	1,365.58	6.71%	7.34%	7.15%	7.64%	7.35%
13-Sep-20	3,480,100,185.91	1,365.18	6.55%	7.27%	7.13%	7.46%	7.33%
12-Sep-20	3,479,651,501.88	1,365.01	6.84%	7.36%	7.25%	7.37%	7.34%
11-Sep-20	3,479,183,214.70	1,364.82	6.26%	7.70%	7.09%	7.49%	7.39%
10-Sep-20	3,461,020,130.35	1,364.65	6.85%	7.52%	7.11%	7.50%	7.32%
9-Sep-20	3,609,101,463.20	1,364.23	6.80%	7.44%	7.05%	7.48%	7.31%
8-Sep-20	3,596,341,524.35	1,364.30	7.23%	7.57%	7.29%	7.46%	7.34%
7-Sep-20	3,598,643,081.45	1,363.55	6.77%	7.40%	7.14%	7.40%	7.30%
6-Sep-20	3,547,967,926.75	1,363.49	6.92%	7.45%	7.53%	7.42%	7.31%
5-Sep-20	3,547,480,532.33	1,363.30	7.08%	7.50%	7.38%	7.45%	7.31%
4-Sep-20	3,546,993,126.08	1,363.11	7.29%	7.58%	7.45%	7.46%	7.32%
3-Sep-20	3,500,837,536.88	1,362.91	7.79%	7.52%	7.47%	7.47%	7.32%
2-Sep-20	3,494,165,085.48	1,362.46	7.61%	7.42%	7.41%	7.44%	7.34%
1-Sep-20	3,484,443,430.13	1,362.09	7.50%	7.36%	7.47%	7.45%	7.33%
31-Aug-20	3,488,883,630.60	1,361.95	7.58%	7.35%	7.45%	7.49%	7.34%
30-Aug-20	3,475,061,107.83	1,361.70	7.56%	7.13%	7.42%	7.47%	7.33%
29-Aug-20	3,474,538,840.67	1,361.49	8.09%	7.22%	7.50%	7.48%	7.33%
28-Aug-20	3,474,009,123.22	1,361.28	7.60%	7.22%	7.53%	7.49%	7.33%
27-Aug-20	3,461,658,798.44	1,360.80	7.86%	7.10%	7.45%	7.46%	7.32%
26-Aug-20	3,478,298,394.97	1,360.56	8.51%	7.10%	7.45%	7.46%	7.34%
25-Aug-20	3,480,936,901.55	1,361.41	9.12%	7.59%	7.81%	7.68%	7.41%
24-Aug-20	3,392,454,370.50	1,361.12	9.06%	7.59%	7.76%	7.68%	7.42%
23-Aug-20	3,334,663,181.25	1,360.61	8.80%	7.63%	7.65%	7.61%	7.39%
22-Aug-20	3,334,132,061.12	1,360.40	8.55%	7.67%	7.57%	7.67%	7.39%
21-Aug-20	3,333,600,928.23	1,360.18	8.61%	7.64%	7.53%	7.70%	7.37%
20-Aug-20	3,322,619,204.99	1,359.78	8.62%	7.66%	7.49%	7.68%	7.33%
19-Aug-20	3,319,578,894.00	1,359.20	8.31%	7.51%	7.38%	7.63%	7.31%
18-Aug-20	3,315,556,687.68	1,358.93	8.05%	7.49%	7.46%	7.63%	7.31%
17-Aug-20	3,287,184,386.41	1,357.90	7.33%	7.34%	7.24%	7.52%	7.25%
16-Aug-20	3,272,284,681.30	1,358.31	7.90%	7.43%	7.45%	7.56%	7.29%
15-Aug-20	3,271,759,387.73	1,358.09	7.92%	7.48%	7.49%	7.55%	7.29%
14-Aug-20	3,271,234,081.84	1,357.87	7.95%	7.64%	7.59%	7.61%	7.29%
13-Aug-20	3,268,025,363.12	1,357.38	7.84%	7.25%	7.51%	7.57%	7.26%
12-Aug-20	3,258,006,035.74	1,357.84	9.09%	7.57%	7.73%	7.68%	7.32%
11-Aug-20	3,238,232,131.05	1,357.01	8.15%	7.30%	7.56%	7.58%	7.26%
10-Aug-20	3,234,123,114.43	1,356.64	8.03%	7.47%	7.52%	7.55%	7.23%
9-Aug-20	3,214,285,001.70	1,356.24	7.88%	7.40%	7.48%	7.55%	7.21%
8-Aug-20	3,213,743,137.29	1,356.01	7.99%	7.90%	7.41%	7.67%	7.21%
7-Aug-20	3,213,197,725.39	1,355.78	7.94%	7.66%	7.43%	7.65%	7.22%
6-Aug-20	3,209,894,691.80	1,355.41	7.86%	7.67%	7.39%	7.63%	7.23%
5-Aug-20	3,216,990,890.97	1,354.99	7.82%	7.60%	7.34%	7.60%	7.22%
4-Aug-20	3,209,247,514.99	1,354.24	7.20%	7.38%	7.35%	7.54%	7.17%
3-Aug-20	3,217,774,921.45	1,353.99	7.18%	7.51%	7.18%	7.56%	7.18%
2-Aug-20	3,222,120,591.52	1,353.75	7.17%	7.44%	7.12%	7.55%	7.18%
1-Aug-20	3,221,570,165.10	1,353.52	7.08%	7.40%	7.16%	7.55%	7.18%
31-Jul-20	3,221,019,725.34	1,353.29	6.67%	7.52%	7.17%	7.60%	7.18%
30-Jul-20	3,196,084,976.08	1,352.50	6.32%	7.30%	7.00%	7.52%	7.13%

Fecha	Patrimonio neto del Fondo	Valor Cuota	Rentabilidad				
			30 días	60 días	90 días	180 días	365 días
29-Jul-20	3,210,781,034.85	1,352.84	6.81%	7.55%	7.18%	7.61%	7.18%
28-Jul-20	3,171,042,235.02	1,352.06	6.30%	7.30%	7.04%	7.54%	7.15%
27-Jul-20	3,155,385,902.44	1,351.11	5.65%	7.03%	7.12%	7.46%	7.11%
26-Jul-20	3,151,634,392.37	1,351.28	6.02%	7.16%	7.27%	7.50%	7.14%
25-Jul-20	3,151,118,158.98	1,351.06	6.08%	7.13%	7.26%	7.50%	7.14%
24-Jul-20	3,150,601,913.36	1,350.84	6.41%	7.00%	7.30%	7.49%	7.17%
23-Jul-20	3,149,577,879.91	1,350.91	6.74%	7.07%	7.40%	7.54%	7.24%
22-Jul-20	3,142,946,428.59	1,350.62	6.62%	7.06%	7.39%	7.54%	7.28%
21-Jul-20	3,123,664,381.57	1,350.21	6.66%	6.98%	7.53%	7.54%	7.27%
20-Jul-20	3,111,157,703.63	1,349.97	6.66%	7.10%	7.56%	7.55%	7.27%
19-Jul-20	3,107,011,291.41	1,349.99	6.89%	7.25%	7.70%	7.63%	7.29%
18-Jul-20	3,106,500,955.91	1,349.77	7.30%	7.29%	7.61%	7.64%	7.29%
17-Jul-20	3,105,990,607.90	1,349.55	6.91%	7.34%	7.62%	7.61%	7.34%
16-Jul-20	3,087,517,977.67	1,349.31	6.99%	7.47%	7.63%	7.61%	7.33%
15-Jul-20	3,080,258,346.35	1,349.05	7.27%	7.47%	7.64%	7.61%	7.34%
14-Jul-20	3,153,096,430.51	1,348.69	6.63%	7.42%	7.61%	7.59%	7.34%
13-Jul-20	3,134,149,195.74	1,347.77	6.01%	7.13%	7.49%	7.42%	7.30%
12-Jul-20	3,103,084,998.55	1,347.98	6.41%	7.33%	7.64%	7.50%	7.33%
11-Jul-20	3,102,555,309.47	1,347.75	6.86%	7.34%	7.68%	7.52%	7.34%
10-Jul-20	3,102,025,607.75	1,347.52	6.87%	7.24%	7.57%	7.52%	7.33%
9-Jul-20	3,095,531,800.69	1,347.17	7.76%	7.21%	7.55%	7.51%	7.31%
8-Jul-20	3,090,196,723.50	1,346.99	7.32%	7.24%	7.57%	7.58%	7.32%
7-Jul-20	3,089,556,179.90	1,346.71	7.43%	7.22%	7.57%	7.53%	7.33%
6-Jul-20	3,072,036,883.45	1,346.34	7.33%	7.40%	7.51%	7.51%	7.32%
5-Jul-20	3,093,311,009.29	1,346.28	7.51%	7.24%	7.31%	7.54%	7.34%
4-Jul-20	3,092,784,083.57	1,346.05	7.80%	7.16%	7.34%	7.55%	7.34%
3-Jul-20	3,092,256,236.61	1,345.82	7.66%	7.22%	7.35%	7.55%	7.35%
2-Jul-20	3,091,955,933.80	1,345.68	7.68%	7.27%	7.40%	7.57%	7.35%
1-Jul-20	3,089,187,524.35	1,345.91	8.33%	7.49%	7.55%	7.64%	7.39%
30-Jun-20	3,081,290,222.15	1,345.52	8.24%	7.41%	7.55%	7.64%	7.40%
29-Jun-20	3,057,372,840.43	1,345.31	8.24%	7.47%	7.56%	7.63%	7.40%
28-Jun-20	3,061,696,042.87	1,345.09	8.26%	7.93%	7.61%	7.64%	7.40%
27-Jun-20	3,061,162,645.03	1,344.86	8.36%	7.96%	7.60%	7.71%	7.40%
26-Jun-20	3,060,629,233.58	1,344.63	8.26%	7.95%	7.63%	7.73%	7.42%
25-Jun-20	3,060,237,560.66	1,344.34	8.13%	7.96%	7.63%	7.73%	7.43%
24-Jun-20	3,062,865,138.30	1,343.76	7.55%	7.82%	7.53%	7.68%	7.41%
23-Jun-20	3,091,205,286.05	1,343.46	7.37%	7.81%	7.59%	7.67%	7.40%
22-Jun-20	3,069,364,065.63	1,343.32	7.45%	8.13%	7.64%	7.72%	7.40%
21-Jun-20	3,073,741,747.41	1,342.86	7.26%	8.07%	7.59%	7.69%	7.38%
20-Jun-20	3,073,198,817.80	1,342.63	7.50%	8.17%	7.57%	7.72%	7.37%
19-Jun-20	3,072,655,874.25	1,342.39	7.57%	8.03%	7.89%	7.72%	7.37%
18-Jun-20	3,073,884,125.37	1,341.71	7.23%	7.84%	7.76%	7.66%	7.33%
17-Jun-20	3,067,157,206.40	1,341.92	7.73%	8.05%	7.90%	7.73%	7.36%
16-Jun-20	3,064,974,168.27	1,341.59	7.91%	8.03%	7.91%	7.74%	7.35%
15-Jun-20	3,060,041,710.37	1,341.04	7.62%	7.89%	7.71%	7.70%	7.32%
14-Jun-20	3,079,969,789.60	1,341.39	8.16%	8.31%	7.58%	7.78%	7.36%
13-Jun-20	3,079,433,509.82	1,341.15	8.20%	8.32%	7.40%	7.75%	7.36%
12-Jun-20	3,078,897,216.99	1,340.92	8.21%	8.38%	7.61%	7.74%	7.36%
11-Jun-20	3,067,260,699.11	1,340.20	7.78%	7.99%	7.47%	7.67%	7.31%
10-Jun-20	3,066,697,725.84	1,339.95	7.57%	8.00%	7.47%	7.67%	7.30%
9-Jun-20	3,082,559,588.23	1,338.63	6.62%	7.51%	7.02%	7.50%	7.23%

Fecha	Patrimonio neto del Fondo	Valor Cuota	Rentabilidad				
			30 días	60 días	90 días	180 días	365 días
8-Jun-20	3,076,505,733.10	1,338.93	7.11%	7.77%	7.21%	7.59%	7.26%
7-Jun-20	3,100,289,770.66	1,338.53	6.97%	7.68%	7.15%	7.57%	7.24%
6-Jun-20	3,099,705,026.51	1,338.27	7.43%	7.28%	7.17%	7.61%	7.24%
5-Jun-20	3,099,116,539.55	1,338.02	6.93%	7.32%	7.18%	7.59%	7.23%
4-Jun-20	3,099,238,213.31	1,337.47	6.49%	7.19%	7.09%	7.55%	7.17%
3-Jun-20	3,095,957,815.72	1,337.39	6.74%	7.28%	7.15%	7.58%	7.19%
2-Jun-20	3,300,738,459.83	1,337.24	6.82%	7.33%	7.22%	7.48%	7.19%
1-Jun-20	3,297,447,238.28	1,336.76	6.59%	7.29%	7.20%	7.47%	7.19%
31-May-20	3,286,505,116.95	1,336.47	6.54%	7.27%	7.14%	7.51%	7.18%
30-May-20	3,285,988,635.22	1,336.26	6.65%	7.34%	7.17%	7.48%	7.19%
29-May-20	3,285,411,013.03	1,336.02	7.54%	7.32%	7.18%	7.48%	7.19%
28-May-20	3,285,185,625.19	1,335.68	7.51%	7.33%	7.15%	7.47%	7.18%
27-May-20	3,293,826,154.45	1,335.56	7.58%	7.39%	7.19%	7.49%	7.21%
26-May-20	3,291,480,405.15	1,335.42	7.75%	7.44%	7.33%	7.55%	7.25%
25-May-20	3,295,846,310.95	1,335.47	8.04%	7.70%	7.42%	7.60%	7.27%
24-May-20	3,301,636,096.28	1,335.38	8.20%	7.79%	7.41%	7.63%	7.29%
23-May-20	3,301,040,761.31	1,335.14	8.75%	7.82%	7.53%	7.69%	7.29%
22-May-20	3,300,446,165.78	1,334.90	8.83%	7.78%	7.58%	7.55%	7.29%
21-May-20	3,304,802,407.29	1,334.40	8.78%	8.14%	7.50%	7.52%	7.27%
20-May-20	3,282,885,575.52	1,334.08	8.43%	8.11%	7.48%	7.51%	7.26%
19-May-20	3,297,038,588.09	1,333.79	8.40%	8.10%	7.49%	7.47%	7.27%
18-May-20	3,288,350,818.98	1,333.45	8.33%	8.10%	7.47%	7.45%	7.28%
17-May-20	3,297,252,095.43	1,332.93	8.09%	7.82%	7.27%	7.42%	7.26%
16-May-20	3,296,654,845.80	1,332.69	8.11%	7.35%	7.23%	7.45%	7.26%
15-May-20	3,296,051,290.33	1,332.45	8.39%	7.08%	7.33%	7.45%	7.29%
14-May-20	3,279,729,799.20	1,332.17	8.38%	7.37%	7.32%	7.45%	7.30%
13-May-20	3,273,008,661.70	1,331.93	8.49%	7.38%	7.33%	7.45%	7.30%
12-May-20	3,269,121,015.10	1,331.68	8.15%	7.38%	7.30%	7.45%	7.30%
11-May-20	3,274,424,509.49	1,331.67	8.38%	7.31%	7.35%	7.44%	7.33%
10-May-20	3,273,495,266.10	1,331.39	8.36%	7.32%	7.39%	7.44%	7.33%
9-May-20	3,272,907,609.37	1,331.15	8.38%	7.31%	7.63%	7.53%	7.33%
8-May-20	3,272,309,000.92	1,330.91	8.34%	7.35%	7.58%	7.52%	7.32%
7-May-20	3,259,815,689.10	1,330.15	7.08%	7.13%	7.42%	7.44%	7.28%
6-May-20	3,240,775,808.37	1,330.45	7.68%	7.39%	7.58%	7.53%	7.38%
5-May-20	3,383,033,274.96	1,330.38	7.85%	7.47%	7.67%	7.48%	7.40%
4-May-20	3,372,740,880.06	1,330.02	7.77%	7.49%	7.67%	7.47%	7.37%
3-May-20	3,372,144,053.24	1,329.79	7.80%	7.57%	7.65%	7.47%	7.38%
2-May-20	3,371,547,211.38	1,329.55	7.95%	7.51%	7.65%	7.48%	7.38%
1-May-20	3,370,945,466.23	1,329.32	7.96%	7.53%	7.75%	7.49%	7.38%
30-Apr-20	3,343,564,406.81	1,328.99	7.98%	7.51%	7.72%	7.47%	7.37%
29-Apr-20	2,983,745,960.48	1,327.79	7.06%	7.07%	7.42%	7.33%	7.30%
28-Apr-20	2,979,766,312.73	1,327.49	7.10%	7.05%	7.44%	7.32%	7.30%
27-Apr-20	2,979,993,676.63	1,327.29	7.15%	7.22%	7.50%	7.33%	7.30%
26-Apr-20	3,212,154,325.95	1,326.97	7.09%	7.19%	7.44%	7.33%	7.29%
25-Apr-20	3,211,520,204.39	1,326.71	7.32%	7.10%	7.42%	7.30%	7.29%
24-Apr-20	3,210,886,067.26	1,326.44	7.34%	7.26%	7.39%	7.30%	7.33%
23-Apr-20	3,160,557,299.24	1,325.60	6.83%	7.05%	7.21%	7.21%	7.26%
22-Apr-20	3,158,380,253.18	1,325.28	6.69%	7.02%	7.19%	7.19%	7.27%
21-Apr-20	3,156,356,087.31	1,324.84	7.44%	6.93%	7.18%	7.16%	7.25%
20-Apr-20	3,155,399,144.32	1,324.90	7.74%	7.10%	7.28%	7.20%	7.26%
19-Apr-20	3,154,188,498.74	1,324.65	7.75%	7.11%	7.36%	7.21%	7.26%

Fecha	Patrimonio neto del Fondo	Valor Cuota	Rentabilidad				
			30 días	60 días	90 días	180 días	365 días
18-Apr-20	3,153,574,418.07	1,324.39	7.82%	6.94%	7.36%	7.24%	7.26%
17-Apr-20	3,152,945,738.66	1,324.12	7.49%	6.87%	7.29%	7.17%	7.26%
16-Apr-20	3,148,658,606.29	1,323.86	6.55%	7.01%	7.29%	7.17%	7.22%
15-Apr-20	3,156,421,571.23	1,323.32	5.73%	6.87%	7.20%	7.12%	7.22%
14-Apr-20	3,154,465,157.11	1,323.06	6.31%	6.86%	7.18%	7.15%	7.23%
13-Apr-20	3,157,108,799.31	1,322.70	6.22%	6.77%	7.02%	7.12%	7.23%
12-Apr-20	3,153,653,442.31	1,322.82	6.56%	6.91%	7.15%	7.17%	7.26%
11-Apr-20	3,153,039,896.11	1,322.56	6.20%	6.97%	7.17%	7.15%	7.26%
10-Apr-20	3,152,419,633.38	1,322.30	6.24%	7.32%	7.18%	7.15%	7.26%
9-Apr-20	3,151,799,355.59	1,322.04	6.20%	7.24%	7.17%	7.14%	7.20%
8-Apr-20	3,148,069,155.14	1,321.85	6.33%	7.26%	7.30%	7.15%	7.23%
7-Apr-20	3,158,158,852.99	1,322.45	7.14%	7.65%	7.49%	7.23%	7.27%
6-Apr-20	3,165,474,089.67	1,322.11	7.06%	7.65%	7.46%	7.23%	7.27%
5-Apr-20	3,163,282,950.83	1,321.85	7.05%	7.69%	7.44%	7.26%	7.27%
4-Apr-20	3,162,650,374.78	1,321.59	7.17%	7.65%	7.45%	7.22%	7.27%
3-Apr-20	3,162,017,783.55	1,321.32	7.29%	7.64%	7.44%	7.22%	7.26%
2-Apr-20	3,163,811,019.22	1,320.92	7.02%	7.71%	7.40%	7.19%	7.24%
1-Apr-20	3,148,630,329.65	1,320.68	7.06%	7.71%	7.40%	7.19%	7.25%
31-Mar-20	3,154,666,355.53	1,320.33	6.99%	7.65%	7.40%	7.17%	7.25%
30-Mar-20	3,147,551,301.76	1,320.13	7.05%	7.72%	7.39%	7.13%	7.25%
29-Mar-20	3,149,837,224.23	1,319.78	6.95%	7.74%	7.36%	7.11%	7.25%
28-Mar-20	3,149,236,714.86	1,319.53	7.25%	7.68%	7.50%	7.07%	7.25%
27-Mar-20	3,148,632,399.85	1,319.28	7.24%	7.67%	7.53%	7.02%	7.25%
26-Mar-20	3,147,047,461.19	1,318.77	6.83%	7.51%	7.45%	6.98%	7.25%
25-Mar-20	3,136,250,936.03	1,318.49	7.14%	7.49%	7.44%	6.96%	7.27%
24-Mar-20	3,133,940,966.77	1,318.20	7.22%	7.48%	7.43%	6.95%	7.28%
23-Mar-20	3,147,640,212.98	1,318.03	7.30%	7.59%	7.52%	7.00%	7.30%
22-Mar-20	3,145,351,385.19	1,316.78	6.37%	7.13%	7.21%	6.78%	7.22%
21-Mar-20	3,144,734,829.98	1,316.52	6.41%	7.25%	7.26%	6.77%	7.22%
20-Mar-20	3,144,118,260.16	1,316.26	6.44%	7.25%	7.25%	6.79%	7.22%
19-Mar-20	3,161,313,984.59	1,315.92	6.01%	7.11%	7.23%	6.76%	7.18%
18-Mar-20	3,168,409,945.81	1,316.02	6.20%	7.27%	7.34%	6.81%	7.24%
17-Mar-20	3,156,133,155.57	1,316.77	7.43%	7.74%	7.68%	6.99%	7.33%
16-Mar-20	3,187,487,618.59	1,317.12	7.98%	7.98%	7.90%	7.11%	7.38%
15-Mar-20	3,175,615,434.06	1,316.23	7.38%	7.50%	7.65%	7.03%	7.33%
14-Mar-20	3,175,002,043.05	1,315.97	7.29%	7.52%	7.59%	6.98%	7.34%
13-Mar-20	3,174,388,637.92	1,315.72	7.22%	7.55%	7.57%	6.95%	7.36%
12-Mar-20	3,155,761,791.63	1,315.86	7.71%	7.75%	7.69%	7.00%	7.41%
11-Mar-20	2,944,839,486.74	1,315.55	8.36%	7.72%	7.68%	6.99%	7.39%
10-Mar-20	2,943,488,441.11	1,315.34	8.23%	7.90%	7.68%	7.09%	7.40%
9-Mar-20	2,938,445,026.07	1,315.01	8.15%	7.75%	7.67%	6.93%	7.40%
8-Mar-20	2,941,158,363.93	1,314.73	8.11%	7.73%	7.66%	6.92%	7.40%
7-Mar-20	2,940,603,081.93	1,314.48	8.20%	7.71%	7.73%	6.93%	7.40%
6-Mar-20	2,940,041,085.04	1,314.23	8.28%	7.73%	7.71%	6.93%	7.40%
5-Mar-20	2,934,568,628.72	1,313.84	8.08%	7.66%	7.66%	6.90%	7.40%
4-Mar-20	2,937,538,522.57	1,313.45	7.95%	7.59%	7.62%	6.87%	7.40%
3-Mar-20	2,940,473,908.91	1,313.34	8.35%	7.66%	7.44%	6.90%	7.41%
2-Mar-20	2,940,482,781.63	1,313.06	8.30%	7.69%	7.49%	6.88%	7.42%
1-Mar-20	2,952,179,760.47	1,312.78	8.27%	7.64%	7.56%	6.94%	7.42%
29-Feb-20	2,951,611,836.47	1,312.53	8.35%	7.64%	7.49%	6.94%	7.42%
28-Feb-20	2,951,068,093.70	1,312.29	8.49%	7.85%	7.50%	6.95%	7.43%

Fecha	Patrimonio neto del Fondo	Valor Cuota	Rentabilidad				
			30 días	60 días	90 días	180 días	365 días
27-Feb-20	2,955,616,214.19	1,311.71	8.06%	7.74%	7.40%	6.88%	7.41%
26-Feb-20	2,955,066,970.53	1,311.47	8.04%	7.74%	7.40%	6.87%	7.39%
25-Feb-20	2,956,058,598.63	1,311.41	8.14%	7.83%	7.54%	6.89%	7.42%
24-Feb-20	2,950,049,607.35	1,310.79	7.80%	7.67%	7.42%	6.84%	7.39%
23-Feb-20	2,934,065,672.36	1,310.42	7.68%	7.70%	7.40%	6.86%	7.38%
22-Feb-20	2,933,510,100.13	1,310.17	7.84%	7.70%	7.52%	6.83%	7.38%
21-Feb-20	2,932,949,625.37	1,309.92	7.85%	7.78%	7.24%	6.85%	7.38%
20-Feb-20	2,924,844,465.43	1,309.62	8.04%	7.75%	7.22%	6.83%	7.38%
19-Feb-20	2,916,362,533.49	1,309.34	8.01%	7.74%	7.22%	6.81%	7.39%
18-Feb-20	2,920,946,203.90	1,309.46	8.16%	7.92%	7.27%	6.83%	7.41%
17-Feb-20	2,918,122,693.99	1,309.35	8.29%	8.03%	7.30%	6.80%	7.40%
16-Feb-20	2,906,947,283.51	1,308.78	7.99%	7.92%	7.22%	6.76%	7.37%
15-Feb-20	2,906,408,961.09	1,308.54	7.94%	7.86%	7.28%	6.75%	7.37%
14-Feb-20	2,905,870,625.36	1,308.29	7.59%	7.77%	7.28%	6.75%	7.38%
13-Feb-20	2,900,008,819.81	1,308.14	7.70%	7.78%	7.31%	6.75%	7.39%
12-Feb-20	2,896,251,231.31	1,307.96	7.84%	7.82%	7.33%	6.75%	7.41%
11-Feb-20	2,891,731,563.43	1,307.57	7.74%	7.76%	7.28%	6.72%	7.40%
10-Feb-20	2,888,588,346.56	1,306.58	7.04%	7.39%	6.96%	6.59%	7.30%
9-Feb-20	2,902,720,380.18	1,306.50	7.52%	7.49%	7.02%	6.61%	7.31%
8-Feb-20	2,902,194,380.73	1,306.26	7.30%	7.50%	7.19%	6.58%	7.31%
7-Feb-20	2,901,668,368.73	1,306.02	7.29%	7.61%	7.18%	6.55%	7.30%
6-Feb-20	2,885,260,473.52	1,305.68	7.18%	7.53%	7.15%	6.52%	7.32%
5-Feb-20	2,900,525,467.29	1,305.35	7.13%	7.49%	7.12%	6.50%	7.30%
4-Feb-20	2,894,577,834.14	1,305.17	7.19%	7.52%	7.00%	6.53%	7.31%
3-Feb-20	2,914,071,141.79	1,304.93	7.19%	7.19%	7.00%	6.56%	7.29%
2-Feb-20	2,925,818,956.18	1,304.39	6.92%	7.15%	6.91%	6.53%	7.27%
1-Feb-20	2,925,289,810.26	1,304.16	7.02%	7.27%	6.93%	6.51%	7.28%
31-Jan-20	2,924,755,687.22	1,303.92	6.97%	7.17%	6.94%	6.53%	7.29%
30-Jan-20	2,911,240,506.07	1,303.58	6.88%	7.14%	6.91%	6.50%	7.28%
29-Jan-20	2,928,232,843.21	1,303.19	7.15%	7.07%	6.87%	6.47%	7.27%
28-Jan-20	2,924,040,410.24	1,303.08	7.36%	7.13%	6.91%	6.49%	7.30%
27-Jan-20	2,920,770,175.81	1,302.86	7.39%	7.27%	6.93%	6.48%	7.28%
26-Jan-20	2,924,280,190.68	1,302.69	7.48%	7.30%	6.97%	6.50%	7.29%
25-Jan-20	2,923,728,685.14	1,302.45	7.49%	7.33%	6.93%	6.53%	7.29%
24-Jan-20	2,923,170,941.16	1,302.20	7.67%	7.50%	6.92%	6.55%	7.32%
23-Jan-20	2,918,266,483.75	1,301.78	7.52%	7.01%	6.86%	6.52%	7.31%
22-Jan-20	2,913,535,437.10	1,301.53	7.67%	7.01%	6.86%	6.52%	7.32%
21-Jan-20	2,904,501,779.58	1,301.02	7.41%	6.89%	6.76%	6.53%	7.32%
20-Jan-20	2,903,936,851.96	1,300.77	7.42%	6.79%	6.76%	6.62%	7.32%
19-Jan-20	2,901,666,777.88	1,300.73	7.62%	6.88%	6.84%	6.73%	7.34%
18-Jan-20	2,901,119,650.76	1,300.48	7.72%	6.91%	6.90%	6.73%	7.35%
17-Jan-20	2,900,565,299.25	1,300.24	7.80%	6.99%	6.77%	6.72%	7.38%
16-Jan-20	2,912,448,497.19	1,300.05	7.73%	7.02%	6.78%	6.73%	7.40%
15-Jan-20	2,909,331,125.16	1,300.19	7.90%	7.20%	6.89%	6.80%	7.39%
14-Jan-20	2,960,690,575.56	1,299.91	7.81%	7.19%	6.95%	6.87%	7.41%
13-Jan-20	2,942,655,977.89	1,299.58	7.74%	7.14%	6.90%	6.83%	7.42%
12-Jan-20	2,929,334,183.40	1,299.30	7.73%	7.00%	6.88%	6.85%	7.42%
11-Jan-20	2,928,781,995.26	1,299.06	7.70%	7.01%	6.84%	6.87%	7.42%
10-Jan-20	2,903,041,247.30	1,298.47	7.41%	7.09%	6.74%	6.84%	7.40%
9-Jan-20	2,903,041,247.30	1,298.47	7.65%	7.18%	6.80%	6.88%	7.43%
8-Jan-20	2,902,856,381.41	1,298.24	7.88%	7.19%	6.80%	6.88%	7.43%

Fecha	Patrimonio neto del Fondo	Valor Cuota	Rentabilidad				
			30 días	60 días	90 días	180 días	365 días
7-Jan-20	2,904,780,555.53	1,298.03	7.83%	7.21%	6.71%	6.87%	7.43%
6-Jan-20	2,902,456,740.04	1,297.74	7.80%	6.98%	6.72%	6.83%	7.43%
5-Jan-20	2,901,921,540.59	1,297.51	7.81%	6.99%	6.78%	6.86%	7.44%
4-Jan-20	2,901,377,937.11	1,297.26	7.14%	6.98%	6.71%	6.88%	7.44%
3-Jan-20	2,900,834,318.11	1,297.02	7.33%	7.01%	6.71%	6.87%	7.44%
2-Jan-20	2,906,460,313.98	1,296.67	7.47%	6.96%	6.67%	6.86%	7.44%
1-Jan-20	2,934,110,625.79	1,296.49	7.33%	7.00%	6.68%	6.87%	7.44%
31-Dec-19	2,933,573,244.78	1,296.26	7.35%	7.01%	6.69%	6.88%	7.44%
30-Dec-19	2,932,403,543.64	1,295.57	6.95%	6.81%	6.46%	6.81%	7.41%
29-Dec-19	2,930,507,833.01	1,295.24	6.87%	6.78%	6.41%	6.78%	7.40%
28-Dec-19	2,929,938,134.28	1,294.99	7.10%	6.80%	6.34%	6.82%	7.41%
27-Dec-19	2,929,364,141.97	1,294.73	7.07%	6.72%	6.24%	6.82%	7.40%
26-Dec-19	2,919,418,163.28	1,294.47	7.11%	6.71%	6.22%	6.81%	7.43%
25-Dec-19	2,933,214,473.30	1,294.04	7.29%	6.62%	6.15%	6.78%	7.42%
24-Dec-19	2,932,644,278.08	1,293.79	6.46%	6.61%	6.13%	6.81%	7.42%
23-Dec-19	2,940,936,212.81	1,293.37	6.31%	6.51%	6.15%	6.82%	7.41%
22-Dec-19	2,941,045,278.67	1,293.14	6.33%	6.51%	6.03%	6.82%	7.42%
21-Dec-19	2,940,467,646.70	1,292.89	6.13%	6.54%	6.02%	6.81%	7.42%
20-Dec-19	2,939,889,998.07	1,292.63	6.11%	6.62%	6.05%	6.78%	7.42%
19-Dec-19	2,969,553,389.99	1,292.29	6.07%	6.37%	6.00%	6.76%	7.42%
18-Dec-19	2,971,809,446.65	1,291.95	6.13%	6.32%	5.96%	6.74%	7.41%
17-Dec-19	2,945,374,189.45	1,291.84	6.27%	6.37%	6.04%	6.75%	7.43%
16-Dec-19	2,975,059,286.66	1,291.80	6.47%	6.56%	6.15%	6.77%	7.46%
15-Dec-19	2,981,034,367.56	1,291.62	6.53%	6.55%	6.22%	6.77%	7.47%
14-Dec-19	2,980,440,628.81	1,291.36	6.49%	6.54%	6.12%	6.75%	7.47%
13-Dec-19	2,979,846,874.00	1,291.11	6.23%	6.48%	6.05%	6.74%	7.47%
12-Dec-19	2,990,135,181.67	1,290.89	6.28%	6.49%	6.05%	6.73%	7.47%
11-Dec-19	3,009,656,549.68	1,290.60	6.72%	6.46%	6.02%	6.72%	7.48%
10-Dec-19	3,028,972,403.78	1,290.36	6.67%	6.44%	6.20%	6.71%	7.48%
9-Dec-19	3,056,979,930.13	1,289.89	6.46%	6.19%	5.85%	6.65%	7.47%
8-Dec-19	3,056,998,605.85	1,289.73	6.54%	6.25%	5.87%	6.66%	7.47%
7-Dec-19	3,056,408,360.37	1,289.48	6.12%	6.35%	5.89%	6.68%	7.48%
6-Dec-19	3,055,818,098.12	1,289.23	6.12%	6.24%	5.88%	6.64%	7.46%
5-Dec-19	3,059,600,215.25	1,289.69	6.78%	6.58%	6.09%	6.75%	7.56%
4-Dec-19	3,045,230,542.65	1,289.25	6.65%	6.47%	6.02%	6.71%	7.55%
3-Dec-19	3,051,831,260.98	1,288.75	6.41%	6.33%	5.95%	6.66%	7.52%
2-Dec-19	3,054,027,337.20	1,288.73	6.63%	6.45%	6.00%	6.63%	7.49%
1-Dec-19	3,076,010,653.22	1,288.47	6.62%	6.29%	6.12%	6.62%	7.49%
30-Nov-19	3,075,404,363.58	1,288.22	6.64%	6.27%	6.11%	6.62%	7.49%
29-Nov-19	3,074,809,967.59	1,287.97	6.66%	6.16%	6.12%	6.64%	7.53%
28-Nov-19	3,079,322,301.36	1,287.47	6.46%	5.90%	6.02%	6.60%	7.51%
27-Nov-19	3,070,641,304.37	1,287.25	6.34%	5.89%	6.00%	6.60%	7.51%
26-Nov-19	3,075,649,680.18	1,286.95	6.28%	5.84%	5.96%	6.60%	7.51%
25-Nov-19	3,059,605,313.34	1,286.33	5.91%	5.64%	5.86%	6.53%	7.45%
24-Nov-19	3,065,378,962.19	1,286.95	6.71%	6.15%	6.22%	6.72%	7.52%
23-Nov-19	3,064,782,010.90	1,286.70	6.68%	5.97%	6.16%	6.77%	7.52%
22-Nov-19	3,064,185,042.63	1,286.45	6.66%	5.95%	6.18%	6.77%	7.46%
21-Nov-19	3,042,739,673.11	1,286.41	6.91%	6.10%	6.22%	6.80%	7.48%
20-Nov-19	3,043,510,201.80	1,286.18	7.10%	6.08%	6.21%	6.80%	7.48%
19-Nov-19	3,043,882,001.27	1,285.87	6.63%	6.03%	6.10%	6.80%	7.49%
18-Nov-19	3,048,755,492.01	1,285.48	6.47%	6.01%	5.96%	6.78%	7.47%

Fecha	Patrimonio neto del Fondo	Valor Cuota	Rentabilidad				
			30 días	60 días	90 días	180 días	365 días
17-Nov-19	3,048,732,568.02	1,285.22	6.44%	6.08%	5.98%	6.76%	7.47%
16-Nov-19	3,048,149,539.59	1,284.97	6.63%	6.15%	5.96%	6.79%	7.47%
15-Nov-19	3,047,566,494.58	1,284.73	6.54%	6.01%	5.95%	6.82%	7.47%
14-Nov-19	3,051,840,400.07	1,284.51	6.55%	5.92%	5.93%	6.82%	7.50%
13-Nov-19	3,040,801,058.02	1,284.53	6.69%	6.03%	5.99%	6.86%	7.52%
12-Nov-19	3,009,330,730.54	1,284.25	6.67%	5.99%	5.96%	6.91%	7.50%
11-Nov-19	3,010,602,203.71	1,283.51	6.16%	6.03%	5.78%	6.85%	7.47%
10-Nov-19	2,993,452,747.06	1,283.32	6.18%	5.64%	5.79%	6.86%	7.48%
9-Nov-19	2,992,884,654.23	1,283.08	5.89%	5.62%	5.72%	6.87%	7.48%
8-Nov-19	2,992,307,381.73	1,282.83	5.93%	5.65%	5.66%	6.89%	7.47%
7-Nov-19	2,994,099,091.75	1,283.02	6.54%	5.85%	5.78%	6.96%	7.50%
6-Nov-19	2,991,743,534.10	1,282.78	6.32%	5.83%	5.76%	6.96%	7.50%
5-Nov-19	2,965,358,896.75	1,282.54	6.34%	5.81%	5.81%	6.93%	7.50%
4-Nov-19	2,981,888,564.19	1,282.24	6.25%	5.80%	5.84%	6.93%	7.50%
3-Nov-19	2,981,315,524.48	1,281.99	6.21%	5.77%	5.87%	7.04%	7.50%
2-Nov-19	2,980,737,744.46	1,281.74	6.23%	5.96%	5.82%	7.05%	7.49%
1-Nov-19	2,980,159,949.16	1,281.50	5.93%	5.94%	5.86%	7.01%	7.49%
31-Oct-19	2,943,693,853.31	1,281.23	5.86%	5.95%	5.83%	7.01%	7.48%
30-Oct-19	2,943,383,157.13	1,280.96	5.64%	5.90%	5.81%	7.00%	7.48%
29-Oct-19	2,940,358,455.42	1,280.68	5.31%	5.85%	5.78%	6.99%	7.47%
28-Oct-19	2,939,393,882.98	1,280.58	5.41%	5.88%	5.80%	7.02%	7.57%
27-Oct-19	2,939,397,876.15	1,280.35	5.38%	5.92%	5.83%	7.02%	7.58%
26-Oct-19	2,938,870,152.99	1,280.12	5.35%	6.05%	5.87%	7.03%	7.58%
25-Oct-19	2,938,342,414.91	1,279.89	5.56%	5.97%	5.93%	7.03%	7.57%
24-Oct-19	2,938,093,068.07	1,279.68	5.24%	6.02%	5.94%	7.03%	7.56%
23-Oct-19	2,934,903,398.76	1,279.44	5.21%	5.99%	5.94%	7.03%	7.57%
22-Oct-19	2,939,522,371.55	1,279.14	5.25%	5.93%	6.02%	7.10%	7.57%
21-Oct-19	2,945,177,548.18	1,278.72	5.03%	5.71%	6.14%	7.02%	7.56%
20-Oct-19	2,910,733,999.25	1,278.90	5.40%	5.78%	6.43%	7.12%	7.60%
19-Oct-19	2,910,227,345.23	1,278.68	5.53%	5.82%	6.44%	7.12%	7.61%
18-Oct-19	2,909,720,650.81	1,278.45	5.69%	5.80%	6.43%	7.10%	7.61%
17-Oct-19	2,906,795,638.53	1,278.01	5.65%	5.69%	6.37%	7.07%	7.57%
16-Oct-19	2,902,425,715.86	1,277.85	5.45%	5.70%	6.39%	7.08%	7.59%
15-Oct-19	2,910,418,429.59	1,277.63	5.26%	5.67%	6.56%	7.08%	7.58%
14-Oct-19	2,915,730,964.75	1,277.50	5.33%	5.70%	6.55%	7.03%	7.59%
13-Oct-19	2,906,826,962.10	1,277.25	5.29%	5.67%	6.58%	7.06%	7.59%
12-Oct-19	2,906,348,168.25	1,277.04	5.86%	5.67%	6.64%	7.10%	7.59%
11-Oct-19	2,905,869,360.75	1,276.83	5.07%	5.58%	6.69%	7.12%	7.59%
10-Oct-19	2,909,699,473.26	1,276.90	5.32%	5.64%	6.79%	7.17%	7.63%
9-Oct-19	2,895,202,717.38	1,276.60	5.34%	5.59%	6.77%	7.16%	7.63%
8-Oct-19	2,888,848,745.60	1,276.16	5.13%	5.46%	6.68%	7.13%	7.61%
7-Oct-19	2,889,040,359.38	1,276.15	5.31%	5.64%	6.69%	7.06%	7.64%
6-Oct-19	2,889,833,852.39	1,275.90	5.26%	5.71%	6.73%	7.10%	7.64%
5-Oct-19	2,889,363,227.20	1,275.69	5.33%	5.77%	6.78%	7.05%	7.64%
4-Oct-19	2,888,892,589.14	1,275.48	5.30%	5.72%	6.78%	7.08%	7.65%
3-Oct-19	2,891,410,189.41	1,275.22	5.66%	5.76%	6.78%	7.07%	7.66%
2-Oct-19	2,879,767,325.32	1,275.28	5.92%	5.88%	6.88%	7.12%	7.67%
1-Oct-19	2,864,475,814.44	1,275.09	6.01%	5.88%	6.91%	7.12%	7.66%
30-Sep-19	2,886,945,146.45	1,275.06	6.14%	5.96%	6.98%	7.14%	7.68%
29-Sep-19	2,857,300,111.09	1,275.11	6.36%	6.06%	7.05%	7.20%	7.71%
28-Sep-19	2,856,852,834.53	1,274.91	6.33%	6.12%	7.14%	7.21%	7.71%

Fecha	Patrimonio neto del Fondo	Valor Cuota	Rentabilidad				
			30 días	60 días	90 días	180 días	365 días
27-Sep-19	2,856,405,545.14	1,274.71	6.44%	6.21%	7.16%	7.23%	7.72%
26-Sep-19	2,859,301,517.14	1,274.52	6.72%	6.31%	7.16%	7.23%	7.72%
25-Sep-19	2,846,927,280.62	1,274.07	6.35%	6.21%	7.08%	7.20%	7.72%
24-Sep-19	2,861,977,660.53	1,274.19	6.76%	6.38%	7.26%	7.27%	7.75%
23-Sep-19	2,861,529,174.64	1,273.99	6.74%	6.53%	7.35%	7.32%	7.75%
22-Sep-19	2,872,676,950.91	1,273.65	6.58%	6.76%	7.32%	7.33%	7.75%
21-Sep-19	2,872,226,659.38	1,273.45	6.37%	7.02%	7.31%	7.37%	7.75%
20-Sep-19	2,871,776,354.94	1,273.25	6.13%	7.04%	7.28%	7.40%	7.76%
19-Sep-19	2,921,283,910.45	1,272.89	6.09%	6.96%	7.23%	7.39%	7.75%
18-Sep-19	2,922,036,342.62	1,272.51	5.89%	6.89%	7.17%	7.37%	7.73%
17-Sep-19	2,926,264,097.39	1,272.10	5.71%	6.81%	7.09%	7.36%	7.71%
16-Sep-19	2,957,906,131.04	1,272.16	5.93%	7.20%	7.17%	7.34%	7.72%
15-Sep-19	2,953,383,778.34	1,272.13	6.06%	7.22%	7.22%	7.42%	7.74%
14-Sep-19	2,952,919,191.80	1,271.93	6.04%	7.29%	7.18%	7.45%	7.75%
13-Sep-19	2,952,454,591.85	1,271.72	6.02%	7.38%	7.19%	7.47%	7.76%
12-Sep-19	2,950,941,228.17	1,270.92	5.46%	7.17%	6.99%	7.38%	7.68%
11-Sep-19	2,984,698,414.21	1,271.53	6.07%	7.58%	7.25%	7.53%	7.75%
10-Sep-19	2,990,270,207.45	1,271.34	5.94%	7.61%	7.24%	7.59%	7.75%
9-Sep-19	2,993,923,604.95	1,271.02	5.80%	7.53%	7.18%	7.60%	7.74%
8-Sep-19	2,993,417,027.13	1,270.81	5.77%	7.44%	7.17%	7.59%	7.74%
7-Sep-19	2,992,942,630.84	1,270.60	5.94%	7.53%	7.23%	7.61%	7.74%
6-Sep-19	2,992,468,221.21	1,270.40	6.13%	7.61%	7.16%	7.61%	7.75%
5-Sep-19	3,016,059,456.63	1,270.12	6.17%	7.57%	7.14%	7.61%	7.75%
4-Sep-19	3,014,762,240.09	1,269.95	6.11%	7.61%	7.15%	7.63%	7.71%
3-Sep-19	3,007,646,030.39	1,269.31	5.83%	7.42%	7.00%	7.57%	7.68%
2-Sep-19	2,989,394,639.73	1,269.10	5.81%	7.47%	6.88%	7.59%	7.67%
1-Sep-19	2,983,828,181.67	1,268.82	5.72%	7.44%	6.86%	7.60%	7.66%
31-Aug-19	2,983,423,463.15	1,268.65	5.75%	7.43%	6.88%	7.62%	7.67%
30-Aug-19	2,983,018,411.44	1,268.48	5.73%	7.58%	6.94%	7.64%	7.70%
29-Aug-19	2,981,115,506.07	1,268.31	5.88%	7.64%	6.97%	7.66%	7.69%
28-Aug-19	2,967,057,330.69	1,268.00	5.94%	7.58%	6.94%	7.66%	7.68%
27-Aug-19	2,951,045,200.59	1,267.52	5.86%	7.44%	6.87%	7.64%	7.59%
26-Aug-19	2,949,364,781.24	1,267.46	6.03%	7.62%	6.92%	7.68%	7.60%
25-Aug-19	2,944,651,156.38	1,267.15	5.96%	7.70%	6.98%	7.62%	7.59%
24-Aug-19	2,944,241,590.99	1,266.97	6.30%	7.74%	7.12%	7.66%	7.60%
23-Aug-19	2,943,832,014.39	1,266.79	6.90%	7.73%	7.13%	7.67%	7.61%
22-Aug-19	2,940,764,798.00	1,266.82	7.62%	7.79%	7.22%	7.72%	7.62%
21-Aug-19	2,932,876,466.34	1,266.86	7.90%	7.91%	7.31%	7.76%	7.61%
20-Aug-19	2,924,859,116.40	1,266.55	7.78%	7.85%	7.30%	7.75%	7.60%
19-Aug-19	2,913,757,993.38	1,266.37	7.84%	7.85%	7.33%	7.78%	7.61%
18-Aug-19	2,899,941,590.59	1,266.16	7.88%	7.84%	7.31%	7.80%	7.61%
17-Aug-19	2,899,552,487.45	1,265.99	8.43%	7.84%	7.39%	7.80%	7.61%
16-Aug-19	2,899,156,496.84	1,265.82	8.33%	7.80%	7.47%	7.77%	7.62%
15-Aug-19	2,898,751,031.61	1,265.64	8.50%	7.82%	7.49%	7.78%	7.62%
14-Aug-19	2,896,397,654.33	1,265.47	8.71%	7.83%	7.51%	7.78%	7.61%
13-Aug-19	2,889,045,734.74	1,265.24	8.83%	7.81%	7.61%	7.80%	7.62%
12-Aug-19	2,844,705,179.59	1,265.22	9.05%	7.88%	7.72%	7.85%	7.62%
11-Aug-19	2,815,915,838.97	1,265.17	9.24%	7.92%	7.79%	7.91%	7.63%
10-Aug-19	2,815,519,599.23	1,264.99	9.21%	7.92%	7.82%	7.92%	7.63%
9-Aug-19	2,815,123,348.22	1,264.81	9.08%	8.02%	7.88%	7.85%	7.66%
8-Aug-19	2,783,606,258.82	1,264.43	9.08%	7.84%	7.84%	7.83%	7.63%

Fecha	Patrimonio neto del Fondo	Valor Cuota	Rentabilidad				
			30 días	60 días	90 días	180 días	365 días
7-Aug-19	2,754,857,380.92	1,264.03	9.03%	7.74%	7.79%	7.80%	7.62%
6-Aug-19	2,749,604,448.51	1,263.71	8.92%	7.68%	7.71%	7.76%	7.62%
5-Aug-19	2,750,617,411.35	1,263.60	9.06%	7.71%	7.76%	7.82%	7.62%
4-Aug-19	2,730,737,276.51	1,263.26	8.97%	7.47%	7.95%	7.79%	7.60%
3-Aug-19	2,730,337,674.39	1,263.07	9.08%	7.49%	7.99%	7.80%	7.61%
2-Aug-19	2,729,927,407.37	1,262.88	9.11%	7.51%	7.93%	7.78%	7.62%
1-Aug-19	2,688,585,750.68	1,262.68	9.07%	7.59%	7.94%	7.79%	7.62%
31-Jul-19	2,661,627,105.75	1,262.53	9.40%	7.63%	7.97%	7.82%	7.61%
30-Jul-19	2,663,611,119.53	1,262.21	9.35%	7.59%	7.93%	7.83%	7.63%
29-Jul-19	2,660,333,606.92	1,261.84	9.18%	7.54%	7.90%	7.80%	7.61%
28-Jul-19	2,644,910,735.62	1,261.44	8.98%	7.45%	7.85%	7.78%	7.59%
27-Jul-19	2,644,410,844.69	1,261.20	9.17%	7.57%	7.86%	7.81%	7.58%
26-Jul-19	2,643,910,939.41	1,260.96	9.38%	7.75%	7.86%	7.76%	7.58%
25-Jul-19	2,650,474,175.58	1,260.45	9.13%	7.60%	7.76%	7.73%	7.54%
24-Jul-19	2,648,969,153.56	1,259.65	8.51%	7.32%	7.56%	7.64%	7.48%
23-Jul-19	2,647,146,851.58	1,258.93	7.90%	7.09%	7.56%	7.60%	7.44%
22-Jul-19	2,646,795,073.82	1,258.69	7.86%	7.11%	7.47%	7.63%	7.44%
21-Jul-19	2,658,753,456.04	1,258.50	7.87%	7.14%	7.55%	7.64%	7.44%
20-Jul-19	2,658,252,306.00	1,258.26	7.80%	7.11%	7.53%	7.69%	7.43%
19-Jul-19	2,657,731,977.51	1,258.02	7.75%	7.18%	7.50%	7.69%	7.43%
18-Jul-19	2,657,648,862.13	1,257.28	7.20%	7.02%	7.33%	7.62%	7.38%
17-Jul-19	2,675,365,760.15	1,257.21	7.23%	7.10%	7.37%	7.65%	7.39%
16-Jul-19	2,676,710,279.10	1,256.86	7.08%	7.04%	7.33%	7.69%	7.39%
15-Jul-19	2,676,406,905.73	1,256.47	6.89%	7.12%	7.16%	7.71%	7.37%
14-Jul-19	2,692,569,831.21	1,256.12	6.74%	7.12%	7.18%	7.61%	7.36%
13-Jul-19	2,692,047,776.45	1,255.88	6.66%	7.13%	7.25%	7.66%	7.35%
12-Jul-19	2,691,520,984.17	1,255.63	6.56%	7.14%	7.28%	7.68%	7.35%
11-Jul-19	2,717,731,891.86	1,255.49	6.58%	7.25%	7.30%	7.70%	7.34%
10-Jul-19	2,724,417,614.43	1,255.44	6.91%	7.35%	7.35%	7.74%	7.33%
9-Jul-19	2,719,679,308.20	1,255.06	6.54%	7.28%	7.32%	7.72%	7.31%
8-Jul-19	2,695,043,593.51	1,254.72	6.39%	7.15%	7.08%	7.73%	7.29%
7-Jul-19	2,687,329,142.84	1,254.51	6.39%	7.18%	7.17%	7.74%	7.29%
6-Jul-19	2,686,786,515.16	1,254.26	6.32%	7.51%	7.06%	7.72%	7.28%
5-Jul-19	2,686,243,872.07	1,254.01	5.91%	7.53%	7.08%	7.73%	7.26%
4-Jul-19	2,682,802,046.71	1,253.71	5.85%	7.38%	7.06%	7.72%	7.26%
3-Jul-19	2,682,247,573.99	1,253.50	5.86%	7.40%	7.06%	7.74%	7.26%
2-Jul-19	2,670,927,933.90	1,253.34	6.07%	7.44%	7.07%	7.76%	7.27%
1-Jul-19	2,672,059,420.29	1,252.86	5.83%	7.30%	6.97%	7.72%	7.20%
30-Jun-19	2,676,615,091.96	1,252.59	5.79%	7.30%	6.98%	7.71%	7.20%
29-Jun-19	2,676,197,724.95	1,252.39	5.85%	7.33%	7.01%	7.72%	7.19%
28-Jun-19	2,675,775,401.34	1,252.20	5.87%	7.37%	7.03%	7.73%	7.23%
27-Jun-19	2,680,512,474.84	1,251.77	5.93%	7.26%	6.97%	7.70%	7.22%
26-Jun-19	2,651,717,225.78	1,251.31	6.07%	7.15%	6.91%	7.67%	7.19%
25-Jun-19	2,649,571,537.04	1,251.06	6.01%	7.12%	6.91%	7.67%	7.19%
24-Jun-19	2,652,689,626.36	1,250.90	6.09%	7.39%	7.03%	7.73%	7.21%
23-Jun-19	2,661,495,682.72	1,250.80	6.24%	7.32%	7.13%	7.76%	7.21%
22-Jun-19	2,661,081,284.74	1,250.61	6.32%	7.44%	7.20%	7.78%	7.21%
21-Jun-19	2,660,666,875.06	1,250.41	6.37%	7.43%	7.26%	7.80%	7.21%
20-Jun-19	2,665,523,766.10	1,250.25	6.38%	7.42%	7.29%	7.81%	7.23%
19-Jun-19	2,665,109,220.67	1,250.05	6.56%	7.43%	7.32%	7.83%	7.25%
18-Jun-19	2,680,678,156.04	1,249.89	6.81%	7.45%	7.37%	7.85%	7.25%

Fecha	Patrimonio neto del Fondo	Valor Cuota	Rentabilidad				
			30 días	60 días	90 días	180 días	365 días
17-Jun-19	2,687,460,957.63	1,249.78	6.93%	7.51%	7.29%	7.87%	7.26%
16-Jun-19	2,688,915,518.44	1,249.59	6.97%	7.35%	7.39%	7.89%	7.25%
15-Jun-19	2,688,505,028.61	1,249.40	7.31%	7.46%	7.45%	7.91%	7.25%
14-Jun-19	2,688,082,513.27	1,249.20	7.45%	7.58%	7.49%	7.94%	7.26%
13-Jun-19	2,678,285,724.30	1,249.04	7.56%	7.66%	7.53%	7.96%	7.27%
12-Jun-19	2,665,848,392.47	1,248.90	7.69%	7.70%	7.57%	7.98%	7.30%
11-Jun-19	2,632,375,428.36	1,248.73	7.88%	7.72%	7.69%	8.00%	7.29%
10-Jun-19	2,618,561,388.91	1,248.36	7.75%	7.67%	7.71%	7.98%	7.27%
9-Jun-19	2,526,481,399.92	1,248.35	7.99%	7.48%	7.74%	8.03%	7.29%
8-Jun-19	2,526,086,209.46	1,248.16	7.86%	7.62%	7.78%	8.04%	7.29%
7-Jun-19	2,525,691,007.75	1,247.96	7.93%	7.48%	7.79%	8.05%	7.30%
6-Jun-19	2,512,593,576.89	1,247.78	8.66%	7.55%	7.81%	8.07%	7.31%
5-Jun-19	2,514,799,582.80	1,247.94	9.11%	7.74%	7.96%	8.14%	7.35%
4-Jun-19	2,513,404,572.41	1,247.71	8.87%	7.74%	7.98%	8.11%	7.36%
3-Jun-19	2,508,733,490.33	1,247.49	8.89%	7.72%	8.02%	8.20%	7.36%
2-Jun-19	2,509,100,036.81	1,247.12	8.77%	7.62%	8.01%	8.18%	7.35%
1-Jun-19	2,508,629,707.30	1,246.89	8.74%	7.65%	8.02%	8.17%	7.34%
31-May-19	2,508,159,364.41	1,246.65	8.76%	7.67%	8.05%	8.07%	7.34%
30-May-19	2,488,666,684.69	1,246.40	8.76%	7.68%	8.05%	8.07%	7.33%
29-May-19	2,495,864,776.83	1,246.18	8.82%	7.69%	8.07%	8.07%	7.33%
28-May-19	2,513,563,365.86	1,245.69	8.55%	7.58%	8.03%	8.12%	7.30%
27-May-19	2,502,174,741.98	1,245.10	8.18%	7.42%	7.93%	8.06%	7.25%
26-May-19	2,499,922,330.49	1,244.90	8.18%	7.57%	7.86%	8.07%	7.25%
25-May-19	2,499,441,324.78	1,244.67	8.65%	7.66%	7.91%	8.06%	7.24%
24-May-19	2,498,960,305.06	1,244.43	8.37%	7.74%	7.92%	8.00%	7.24%
23-May-19	2,530,481,660.80	1,244.15	8.51%	7.79%	7.90%	7.99%	7.24%
22-May-19	2,528,533,021.54	1,243.90	8.45%	7.80%	7.89%	7.99%	7.23%
21-May-19	2,485,854,903.22	1,243.73	8.41%	7.84%	7.92%	7.89%	7.23%
20-May-19	2,498,652,853.60	1,243.35	8.25%	7.82%	7.91%	7.88%	7.21%
19-May-19	2,501,801,339.70	1,242.93	8.05%	7.54%	7.88%	7.85%	7.19%
18-May-19	2,501,335,970.81	1,242.70	8.03%	7.68%	7.86%	7.86%	7.18%
17-May-19	2,500,870,588.65	1,242.47	7.69%	7.75%	7.77%	7.86%	7.18%
16-May-19	2,494,480,755.13	1,241.93	7.56%	7.63%	7.66%	7.81%	7.15%
15-May-19	2,505,697,241.99	1,241.59	7.67%	7.60%	7.62%	7.80%	7.13%
14-May-19	2,501,931,593.90	1,241.33	7.71%	7.60%	7.64%	7.79%	7.14%
13-May-19	2,488,620,417.18	1,241.06	7.65%	7.73%	7.65%	7.83%	7.13%
12-May-19	2,490,418,831.55	1,240.70	7.51%	7.75%	7.66%	7.82%	7.12%
11-May-19	2,489,931,949.33	1,240.45	7.54%	7.69%	7.67%	7.78%	7.11%
10-May-19	2,489,445,053.33	1,240.21	6.92%	7.73%	7.51%	7.80%	7.10%
9-May-19	2,489,969,083.13	1,240.15	7.33%	7.80%	7.56%	7.83%	7.11%
8-May-19	2,489,437,307.06	1,239.88	6.98%	7.80%	7.55%	7.82%	7.11%
7-May-19	2,510,014,478.10	1,238.96	6.41%	7.47%	7.27%	7.70%	7.06%
6-May-19	2,519,707,848.40	1,238.67	6.33%	7.48%	7.33%	7.68%	7.05%
5-May-19	2,513,182,416.69	1,238.68	6.56%	7.65%	7.38%	7.72%	7.07%
4-May-19	2,512,693,005.35	1,238.43	6.50%	7.70%	7.39%	7.72%	7.06%
3-May-19	2,512,198,579.98	1,238.19	6.42%	7.70%	7.32%	7.71%	7.06%
2-May-19	2,477,783,122.51	1,237.99	6.52%	7.76%	7.35%	7.72%	7.06%
1-May-19	2,470,053,503.94	1,237.74	6.53%	7.77%	7.36%	7.71%	7.05%
30-Apr-19	2,478,149,062.66	1,237.49	6.56%	7.78%	7.41%	7.70%	7.06%
29-Apr-19	2,691,975,561.25	1,237.21	6.52%	7.82%	7.39%	7.68%	7.05%
28-Apr-19	2,691,512,016.50	1,237.00	6.56%	7.85%	7.39%	7.68%	7.04%

Fecha	Patrimonio neto del Fondo	Valor Cuota	Rentabilidad				
			30 días	60 días	90 días	180 días	365 días
27-Apr-19	2,691,040,053.92	1,236.78	6.61%	7.75%	7.46%	7.67%	7.04%
26-Apr-19	2,690,619,473.49	1,236.59	6.92%	7.83%	7.39%	7.87%	7.08%
25-Apr-19	2,734,127,630.62	1,235.88	6.62%	7.62%	7.25%	7.79%	7.03%
24-Apr-19	2,713,010,787.57	1,235.93	7.06%	7.75%	7.36%	7.84%	7.06%
23-Apr-19	2,705,466,659.21	1,235.50	7.02%	7.65%	7.38%	7.79%	7.03%
22-Apr-19	2,714,907,795.46	1,235.33	7.10%	7.69%	7.44%	7.78%	7.04%
21-Apr-19	2,751,574,631.08	1,235.19	7.22%	7.79%	7.49%	7.80%	7.04%
20-Apr-19	2,751,101,742.08	1,234.98	7.34%	7.85%	7.59%	7.82%	7.04%
19-Apr-19	2,750,628,839.18	1,234.76	6.98%	7.83%	7.61%	7.84%	7.03%
18-Apr-19	2,750,155,048.96	1,234.55	7.28%	7.70%	7.63%	7.85%	7.03%
17-Apr-19	2,735,954,767.98	1,234.67	7.75%	7.87%	7.76%	7.91%	7.05%
16-Apr-19	2,728,030,647.98	1,234.26	7.65%	7.77%	7.81%	7.88%	7.02%
15-Apr-19	2,458,274,663.99	1,233.82	7.48%	7.71%	7.83%	7.81%	6.99%
14-Apr-19	2,454,663,783.15	1,233.51	7.43%	7.70%	7.65%	7.82%	6.98%
13-Apr-19	2,454,259,131.13	1,233.30	7.76%	7.80%	7.75%	7.79%	6.98%
12-Apr-19	2,453,827,939.64	1,233.09	7.95%	7.83%	7.81%	7.80%	6.98%
11-Apr-19	2,415,827,371.01	1,232.81	7.78%	7.57%	7.80%	7.79%	6.98%
10-Apr-19	2,416,650,088.11	1,233.20	8.49%	7.87%	8.02%	7.90%	7.03%
9-Apr-19	2,409,012,171.28	1,232.72	8.22%	7.74%	7.95%	7.86%	7.01%
8-Apr-19	2,411,739,057.53	1,232.81	8.57%	7.83%	8.10%	7.94%	7.04%
7-Apr-19	2,409,625,374.93	1,232.48	8.50%	7.90%	8.08%	7.92%	7.02%
6-Apr-19	2,409,196,282.01	1,232.26	8.58%	7.86%	8.06%	7.93%	7.02%
5-Apr-19	2,408,761,453.81	1,232.03	8.69%	7.89%	8.08%	7.94%	7.02%
4-Apr-19	2,435,395,147.40	1,231.85	8.84%	7.81%	8.11%	7.95%	7.02%
3-Apr-19	2,404,280,072.47	1,231.70	8.95%	7.88%	8.15%	7.97%	7.02%
2-Apr-19	2,404,151,461.18	1,231.39	8.95%	7.86%	8.14%	7.96%	6.97%
1-Apr-19	2,387,426,776.31	1,231.13	8.95%	7.93%	8.14%	7.98%	6.97%
31-Mar-19	2,387,359,936.18	1,230.85	8.94%	7.90%	8.11%	7.95%	6.96%
30-Mar-19	2,386,910,947.31	1,230.62	9.08%	7.90%	8.13%	7.92%	6.96%
29-Mar-19	2,386,413,558.42	1,230.36	9.10%	7.97%	8.11%	7.93%	6.95%
28-Mar-19	2,361,635,480.01	1,230.10	8.83%	7.83%	8.12%	7.92%	6.95%
27-Mar-19	2,357,054,817.71	1,229.60	8.70%	7.72%	8.04%	7.88%	6.94%
26-Mar-19	2,348,891,639.79	1,229.19	8.56%	7.66%	7.97%	7.85%	6.92%
25-Mar-19	2,342,917,185.47	1,228.79	8.38%	7.70%	8.03%	7.81%	6.91%
24-Mar-19	2,341,197,902.53	1,228.42	8.23%	7.70%	7.99%	7.83%	6.89%
23-Mar-19	2,340,707,186.73	1,228.16	8.24%	7.71%	8.00%	7.82%	6.88%
22-Mar-19	2,340,211,456.56	1,227.90	8.31%	7.83%	8.01%	7.82%	6.88%
21-Mar-19	2,340,690,305.58	1,227.57	8.32%	7.80%	7.99%	7.80%	6.87%
20-Mar-19	2,329,063,175.25	1,227.73	8.63%	8.02%	8.13%	7.87%	6.90%
19-Mar-19	2,322,506,924.30	1,227.21	8.08%	7.90%	8.05%	7.84%	6.87%
18-Mar-19	2,328,789,909.55	1,226.85	7.93%	8.00%	8.01%	7.81%	6.86%
17-Mar-19	2,324,341,580.32	1,226.54	7.83%	8.09%	8.00%	7.79%	6.85%
16-Mar-19	2,323,845,275.84	1,226.28	7.90%	7.85%	8.02%	7.76%	6.84%
15-Mar-19	2,323,348,957.25	1,226.02	7.92%	7.96%	8.06%	7.74%	6.84%
14-Mar-19	2,317,751,972.06	1,225.48	7.79%	7.89%	7.97%	7.69%	6.80%
13-Mar-19	2,309,371,676.93	1,225.08	7.65%	7.82%	7.92%	7.66%	6.78%
12-Mar-19	2,306,844,126.17	1,224.97	7.31%	7.90%	7.97%	7.70%	6.78%
11-Mar-19	2,294,540,229.14	1,224.65	7.20%	7.86%	7.95%	7.63%	6.77%
10-Mar-19	2,293,659,278.93	1,224.45	7.22%	7.95%	7.98%	7.61%	6.76%
9-Mar-19	2,293,174,536.49	1,224.19	7.05%	7.94%	7.99%	7.61%	6.76%
8-Mar-19	2,292,678,334.60	1,223.93	7.26%	7.89%	7.99%	7.60%	6.75%

Fecha	Patrimonio neto del Fondo	Valor Cuota	Rentabilidad				
			30 días	60 días	90 días	180 días	365 días
7-Mar-19	2,291,514,250.47	1,223.63	7.09%	7.88%	7.97%	7.59%	6.74%
6-Mar-19	2,306,805,085.16	1,223.29	7.03%	7.85%	7.95%	7.57%	6.72%
5-Mar-19	2,304,292,367.37	1,222.96	6.74%	7.83%	7.85%	7.55%	6.72%
4-Mar-19	2,309,737,330.04	1,222.71	6.75%	7.84%	8.01%	7.56%	6.70%
3-Mar-19	2,302,994,225.48	1,222.40	6.73%	7.81%	7.99%	7.46%	6.69%
2-Mar-19	2,302,499,039.76	1,222.13	6.85%	7.78%	7.96%	7.45%	6.69%
1-Mar-19	2,302,003,840.01	1,221.87	6.80%	7.78%	7.76%	7.42%	6.68%
28-Feb-19	2,295,553,002.49	1,221.51	6.67%	7.71%	7.72%	7.40%	6.67%
27-Feb-19	2,298,015,357.37	1,221.23	6.79%	7.70%	7.71%	7.39%	6.66%
26-Feb-19	2,298,015,357.37	1,221.23	6.77%	7.84%	7.95%	7.48%	6.68%
25-Feb-19	2,295,335,158.95	1,220.87	6.69%	7.76%	7.92%	7.43%	6.65%
24-Feb-19	2,299,429,034.86	1,220.60	6.71%	7.90%	7.90%	7.40%	6.65%
23-Feb-19	2,299,024,514.67	1,220.38	6.97%	7.93%	7.90%	7.28%	6.64%
22-Feb-19	2,298,619,983.37	1,220.17	7.11%	7.96%	7.78%	7.27%	6.67%
21-Feb-19	2,280,898,558.99	1,219.90	7.12%	7.97%	7.77%	7.26%	6.64%
20-Feb-19	2,281,679,177.48	1,219.58	7.30%	7.94%	7.74%	7.24%	6.61%
19-Feb-19	2,281,601,147.26	1,219.24	7.24%	7.91%	7.48%	7.24%	6.60%
18-Feb-19	2,231,512,597.16	1,219.08	7.35%	7.96%	7.53%	7.23%	6.59%
17-Feb-19	2,224,524,594.08	1,219.11	7.65%	8.11%	7.62%	7.21%	6.60%
16-Feb-19	2,224,148,149.48	1,218.90	8.02%	8.14%	7.66%	7.21%	6.60%
15-Feb-19	2,223,771,694.54	1,218.70	8.30%	8.20%	7.67%	7.21%	6.62%
14-Feb-19	2,206,300,641.59	1,218.37	7.74%	8.21%	7.64%	7.19%	6.61%
13-Feb-19	2,192,800,748.01	1,218.09	7.95%	8.21%	7.62%	7.18%	6.60%
12-Feb-19	2,199,596,963.78	1,217.69	7.94%	8.14%	7.55%	7.14%	6.58%
11-Feb-19	2,196,471,861.03	1,217.42	7.93%	8.14%	7.63%	7.13%	6.56%
10-Feb-19	2,196,897,594.03	1,217.66	8.44%	8.38%	7.82%	7.19%	6.60%
9-Feb-19	2,196,504,616.31	1,217.44	8.46%	8.43%	7.75%	7.21%	6.59%
8-Feb-19	2,196,111,627.35	1,217.23	8.62%	8.45%	7.79%	7.17%	6.59%
7-Feb-19	2,194,068,129.76	1,217.14	8.79%	8.54%	7.84%	7.19%	6.59%
6-Feb-19	2,194,753,777.77	1,216.67	8.47%	8.43%	7.76%	7.14%	6.57%
5-Feb-19	2,192,369,801.82	1,216.54	8.62%	8.50%	7.79%	7.19%	6.58%
4-Feb-19	2,203,174,150.30	1,216.27	8.63%	8.38%	7.74%	7.15%	6.57%
3-Feb-19	2,201,332,261.03	1,216.23	8.86%	8.73%	7.81%	7.21%	6.58%
2-Feb-19	2,200,840,788.19	1,215.95	8.87%	8.71%	7.79%	7.20%	6.57%
1-Feb-19	2,200,336,551.90	1,215.68	8.84%	8.66%	7.77%	7.17%	6.57%
31-Jan-19	2,197,578,920.11	1,215.29	8.65%	8.30%	7.72%	7.13%	6.55%
30-Jan-19	2,191,321,362.19	1,215.08	8.71%	8.32%	7.72%	7.13%	6.55%
29-Jan-19	2,178,706,196.83	1,214.85	8.70%	8.32%	7.70%	7.15%	6.54%
28-Jan-19	2,125,083,643.98	1,214.45	8.57%	8.48%	7.62%	7.12%	6.52%
27-Jan-19	2,125,832,774.98	1,214.47	8.86%	8.63%	7.69%	7.13%	6.54%
26-Jan-19	2,125,336,506.71	1,214.19	8.78%	8.59%	7.66%	7.16%	6.53%
25-Jan-19	2,124,840,224.93	1,213.90	9.05%	8.55%	8.00%	7.14%	6.51%
24-Jan-19	2,117,277,809.79	1,213.43	8.85%	8.25%	7.93%	7.08%	6.48%
23-Jan-19	2,160,578,832.12	1,213.07	8.75%	8.19%	7.89%	7.05%	6.47%
22-Jan-19	2,151,420,127.29	1,212.80	8.77%	8.17%	7.85%	7.04%	6.46%
21-Jan-19	2,156,495,506.56	1,212.30	8.54%	7.70%	7.70%	6.95%	6.43%
20-Jan-19	2,156,014,802.84	1,212.03	8.54%	7.71%	7.71%	6.93%	6.43%
19-Jan-19	2,155,534,085.45	1,211.76	8.52%	7.69%	7.73%	6.92%	6.42%
18-Jan-19	2,155,053,355.30	1,211.49	8.50%	7.72%	7.74%	6.92%	6.40%
17-Jan-19	2,150,008,785.53	1,210.92	8.21%	7.55%	7.64%	6.85%	6.37%
16-Jan-19	2,148,065,343.83	1,210.44	8.04%	7.42%	7.56%	6.80%	6.35%

Fecha	Patrimonio neto del Fondo	Valor Cuota	Rentabilidad				
			30 días	60 días	90 días	180 días	365 días
15-Jan-19	2,123,998,273.51	1,210.66	8.62%	7.66%	7.70%	6.87%	6.39%
14-Jan-19	2,109,625,089.04	1,210.18	8.41%	7.51%	7.54%	6.81%	6.35%
13-Jan-19	2,105,044,663.10	1,209.80	8.30%	7.57%	7.54%	6.78%	6.34%
12-Jan-19	2,104,586,021.56	1,209.54	8.29%	7.59%	7.47%	6.78%	6.33%
11-Jan-19	2,104,127,367.42	1,209.27	8.26%	7.47%	7.46%	6.77%	6.32%
10-Jan-19	2,101,143,841.21	1,209.03	8.33%	7.52%	7.46%	6.75%	6.31%
9-Jan-19	2,099,328,437.43	1,208.66	8.22%	7.45%	7.42%	6.72%	6.30%
8-Jan-19	2,106,033,592.06	1,208.41	8.23%	7.43%	7.41%	6.72%	6.29%
7-Jan-19	2,106,199,649.22	1,208.25	8.33%	7.46%	7.49%	6.69%	6.29%
6-Jan-19	2,084,662,238.47	1,207.98	8.32%	7.39%	7.46%	6.64%	6.28%
5-Jan-19	2,084,191,804.97	1,207.70	8.07%	7.37%	7.45%	6.61%	6.27%
4-Jan-19	2,083,721,358.54	1,207.43	8.54%	7.34%	7.47%	6.59%	6.25%
3-Jan-19	2,081,467,143.55	1,207.16	8.50%	7.31%	7.46%	6.57%	6.24%
2-Jan-19	2,067,746,439.85	1,206.91	8.41%	7.30%	7.46%	6.56%	6.23%
1-Jan-19	2,054,660,073.87	1,206.71	7.90%	7.31%	7.47%	6.52%	6.23%
31-Dec-18	2,054,203,523.12	1,206.44	7.86%	7.26%	7.50%	6.51%	6.22%
30-Dec-18	2,053,049,276.61	1,206.23	7.89%	7.23%	7.48%	6.51%	6.21%
29-Dec-18	2,052,594,887.14	1,205.96	8.34%	7.19%	7.40%	6.52%	6.20%
28-Dec-18	2,052,140,485.18	1,205.69	8.34%	7.15%	7.41%	6.42%	6.20%
27-Dec-18	2,043,610,322.01	1,205.49	8.34%	7.71%	7.42%	6.42%	6.19%
26-Dec-18	2,037,469,482.82	1,204.94	7.99%	7.56%	7.31%	6.35%	6.17%
25-Dec-18	2,043,688,537.26	1,204.67	7.60%	7.55%	7.30%	6.41%	6.14%
24-Dec-18	2,043,239,272.49	1,204.41	7.57%	7.48%	7.26%	6.42%	6.13%
23-Dec-18	2,029,159,612.00	1,204.12	7.52%	7.37%	7.32%	6.39%	6.12%
22-Dec-18	2,028,705,857.55	1,203.85	6.82%	7.39%	7.31%	6.38%	6.11%
21-Dec-18	2,028,252,090.63	1,203.58	6.84%	7.41%	7.30%	6.39%	6.11%
20-Dec-18	2,031,071,806.20	1,203.33	6.81%	7.44%	7.29%	6.38%	6.10%
19-Dec-18	2,061,126,680.04	1,203.08	6.88%	7.44%	7.28%	6.36%	6.08%
18-Dec-18	2,071,843,405.55	1,202.81	6.84%	7.43%	7.31%	6.34%	6.06%
17-Dec-18	2,071,365,123.81	1,202.50	6.77%	7.37%	7.26%	6.35%	6.04%
16-Dec-18	2,083,267,724.10	1,202.14	6.64%	7.20%	7.21%	6.36%	6.02%
15-Dec-18	2,082,805,916.73	1,201.87	6.57%	7.25%	7.13%	6.35%	6.01%
14-Dec-18	2,082,344,096.66	1,201.61	6.80%	7.15%	7.10%	6.33%	6.00%
13-Dec-18	2,094,592,188.31	1,201.35	6.84%	7.13%	7.09%	6.32%	6.00%
12-Dec-18	2,131,086,387.66	1,201.12	6.63%	7.14%	7.09%	6.31%	6.02%
11-Dec-18	2,143,336,271.44	1,200.81	6.66%	7.10%	7.11%	6.29%	5.99%
10-Dec-18	2,149,463,960.32	1,200.55	6.63%	7.08%	6.98%	6.30%	5.98%
9-Dec-18	2,184,176,682.22	1,200.29	6.59%	7.14%	6.93%	6.33%	5.97%
8-Dec-18	2,183,709,998.77	1,200.03	6.54%	7.12%	6.92%	6.31%	5.97%
7-Dec-18	2,183,230,448.34	1,199.77	6.41%	7.11%	6.90%	6.28%	5.96%
6-Dec-18	2,187,207,830.45	1,199.75	6.63%	7.26%	6.97%	6.31%	5.96%
5-Dec-18	2,187,967,504.34	1,199.01	6.10%	7.01%	6.79%	6.21%	5.92%
4-Dec-18	2,194,103,641.07	1,198.78	6.09%	7.02%	6.79%	6.23%	5.92%
3-Dec-18	2,184,941,227.70	1,198.62	6.14%	7.05%	6.83%	6.26%	5.92%
2-Dec-18	2,170,540,340.86	1,198.93	6.68%	7.39%	6.85%	6.36%	5.96%
1-Dec-18	2,170,118,366.89	1,198.69	6.61%	7.34%	6.84%	6.37%	5.95%
30-Nov-18	2,169,696,381.32	1,198.46	6.54%	7.25%	6.79%	6.37%	5.95%
29-Nov-18	2,182,704,821.07	1,197.76	6.01%	7.04%	6.62%	6.28%	5.90%
28-Nov-18	2,189,369,305.81	1,197.48	5.93%	7.02%	6.60%	6.27%	5.89%
27-Nov-18	2,176,611,721.09	1,197.28	7.02%	7.03%	6.71%	6.26%	5.93%
26-Nov-18	2,221,682,448.22	1,197.08	7.07%	7.04%	6.66%	6.25%	5.94%

Fecha	Patrimonio neto del Fondo	Valor Cuota	Rentabilidad				
			30 días	60 días	90 días	180 días	365 días
25-Nov-18	2,225,884,537.41	1,197.19	7.44%	7.18%	6.75%	6.30%	5.96%
24-Nov-18	2,225,449,692.17	1,196.96	7.35%	7.30%	6.50%	6.29%	5.95%
23-Nov-18	2,225,014,834.98	1,196.72	7.17%	7.30%	6.47%	6.25%	5.95%
22-Nov-18	2,219,263,141.56	1,197.15	7.91%	7.63%	6.69%	6.35%	6.01%
21-Nov-18	2,268,350,231.91	1,196.86	7.94%	7.60%	6.66%	6.34%	6.00%
20-Nov-18	2,275,193,149.91	1,196.63	8.02%	7.60%	6.69%	6.33%	6.01%
19-Nov-18	2,277,365,648.70	1,196.31	7.95%	7.61%	6.61%	6.32%	6.00%
18-Nov-18	2,280,220,530.60	1,196.08	7.96%	7.58%	6.50%	6.31%	5.99%
17-Nov-18	2,279,776,328.79	1,195.85	7.94%	7.57%	6.48%	6.29%	5.98%
16-Nov-18	2,279,332,114.78	1,195.61	7.71%	7.48%	6.47%	6.27%	5.98%
15-Nov-18	2,270,192,706.98	1,195.42	7.89%	7.46%	6.47%	6.27%	5.97%
14-Nov-18	2,251,823,598.35	1,194.93	7.45%	7.32%	6.37%	6.21%	5.94%
13-Nov-18	2,266,317,891.98	1,194.64	7.39%	7.29%	6.34%	6.19%	5.93%
12-Nov-18	2,280,289,729.02	1,194.60	7.60%	7.46%	6.40%	6.21%	5.93%
11-Nov-18	2,287,875,005.15	1,194.28	7.51%	7.23%	6.31%	6.18%	5.92%
10-Nov-18	2,287,442,368.16	1,194.05	7.50%	7.17%	6.36%	6.21%	5.91%
9-Nov-18	2,287,007,513.00	1,193.82	7.66%	7.17%	6.26%	6.19%	5.91%
8-Nov-18	2,265,211,714.45	1,193.62	7.66%	7.18%	6.26%	6.19%	5.93%
7-Nov-18	2,268,673,056.31	1,193.48	7.77%	7.22%	6.28%	6.20%	5.95%
6-Nov-18	2,268,436,324.36	1,193.25	7.85%	7.21%	6.35%	6.18%	5.94%
5-Nov-18	2,284,678,174.36	1,193.04	7.88%	7.22%	6.28%	6.17%	5.94%
4-Nov-18	2,284,261,034.02	1,192.82	7.91%	7.25%	6.33%	6.17%	5.94%
3-Nov-18	2,283,843,882.22	1,192.60	7.93%	7.01%	6.34%	6.19%	5.93%
2-Nov-18	2,283,418,552.28	1,192.38	8.06%	7.00%	6.29%	6.18%	5.93%
1-Nov-18	2,268,273,665.99	1,192.22	8.04%	6.97%	6.30%	6.19%	5.93%
31-Oct-18	2,269,916,437.85	1,192.05	7.92%	6.99%	6.31%	6.19%	5.95%
30-Oct-18	2,265,255,846.37	1,191.87	8.02%	7.00%	6.35%	6.20%	5.95%
29-Oct-18	2,262,978,674.56	1,191.68	8.07%	7.17%	6.36%	6.20%	5.95%
28-Oct-18	2,273,747,559.22	1,190.41	6.99%	6.54%	5.94%	6.00%	5.86%
27-Oct-18	2,273,276,499.56	1,190.16	6.97%	6.49%	6.01%	6.00%	5.85%
26-Oct-18	2,272,805,426.95	1,189.91	6.87%	6.11%	5.98%	5.99%	5.85%
25-Oct-18	2,252,210,537.52	1,189.77	7.20%	6.11%	5.99%	6.00%	5.86%
24-Oct-18	2,255,921,097.15	1,189.71	7.38%	6.19%	6.02%	6.02%	5.91%
23-Oct-18	2,265,641,134.86	1,189.41	7.30%	6.14%	5.98%	6.06%	5.88%
22-Oct-18	2,229,930,435.70	1,189.10	7.21%	6.14%	5.88%	6.05%	5.88%
21-Oct-18	2,245,569,133.86	1,188.79	7.13%	6.03%	5.82%	6.03%	5.87%
20-Oct-18	2,245,105,297.03	1,188.55	7.23%	5.85%	5.80%	6.02%	5.87%
19-Oct-18	2,244,641,447.45	1,188.30	7.15%	5.82%	5.82%	6.02%	5.87%
18-Oct-18	2,243,837,278.22	1,188.09	7.15%	5.81%	5.80%	6.01%	5.86%
17-Oct-18	2,253,870,778.09	1,188.09	7.20%	5.91%	5.85%	6.04%	5.88%
16-Oct-18	2,254,323,455.45	1,187.72	6.99%	5.83%	5.80%	5.98%	5.86%
15-Oct-18	2,251,523,147.36	1,187.65	7.15%	5.90%	5.81%	6.01%	5.88%
14-Oct-18	2,259,735,715.04	1,187.43	7.16%	5.89%	5.81%	5.99%	5.86%
13-Oct-18	2,259,281,113.19	1,187.19	7.28%	5.80%	5.82%	5.97%	5.86%
12-Oct-18	2,258,826,498.86	1,186.95	6.91%	5.86%	5.80%	5.94%	5.87%
11-Oct-18	2,257,829,602.85	1,186.73	6.80%	5.72%	5.78%	5.93%	5.88%
10-Oct-18	2,250,398,581.35	1,186.36	6.65%	5.63%	5.70%	5.90%	5.87%
9-Oct-18	2,246,726,670.57	1,186.15	6.64%	5.62%	5.72%	5.90%	5.88%
8-Oct-18	2,239,361,856.41	1,185.91	6.62%	5.72%	5.64%	5.90%	5.87%
7-Oct-18	2,276,829,963.20	1,185.59	6.52%	5.57%	5.51%	5.88%	5.86%
6-Oct-18	2,276,371,272.12	1,185.35	6.51%	5.63%	5.47%	5.89%	5.85%

Fecha	Patrimonio neto del Fondo	Valor Cuota	Rentabilidad				
			30 días	60 días	90 días	180 días	365 días
5-Oct-18	2,275,912,568.44	1,185.12	6.56%	5.64%	5.44%	5.87%	5.85%
4-Oct-18	2,295,718,414.93	1,184.88	6.05%	5.54%	5.42%	5.86%	5.83%
3-Oct-18	2,317,523,949.19	1,184.53	5.89%	5.46%	5.35%	5.82%	5.83%
2-Oct-18	2,314,188,736.41	1,184.40	5.87%	5.50%	5.30%	5.84%	5.88%
1-Oct-18	2,318,139,038.31	1,184.34	6.01%	5.62%	5.35%	5.87%	5.88%
30-Sep-18	2,317,542,632.79	1,184.06	5.93%	5.59%	5.34%	5.85%	5.87%
29-Sep-18	2,317,094,349.03	1,183.83	6.23%	5.50%	5.35%	5.76%	5.87%
28-Sep-18	2,316,646,052.95	1,183.60	6.06%	5.62%	5.18%	5.76%	5.86%
27-Sep-18	2,327,454,561.63	1,183.39	5.97%	5.59%	5.16%	5.75%	5.88%
26-Sep-18	2,328,985,977.65	1,183.23	5.31%	5.58%	5.17%	5.76%	5.89%
25-Sep-18	2,323,528,204.43	1,182.77	5.00%	5.43%	5.21%	5.70%	5.87%
24-Sep-18	2,324,206,739.03	1,182.53	4.96%	5.40%	5.24%	5.71%	5.86%
23-Sep-18	2,323,774,867.62	1,182.31	4.95%	5.30%	5.20%	5.74%	5.86%
22-Sep-18	2,323,338,706.57	1,182.09	5.03%	5.25%	5.20%	5.73%	5.86%
21-Sep-18	2,322,897,221.03	1,181.87	4.91%	5.23%	5.23%	5.73%	5.86%
20-Sep-18	2,326,819,768.23	1,181.53	4.45%	5.21%	5.17%	5.70%	5.85%
19-Sep-18	2,328,852,637.88	1,181.36	4.46%	5.20%	5.18%	5.70%	5.85%
18-Sep-18	2,350,139,343.49	1,181.15	4.45%	5.18%	5.15%	5.70%	5.86%
17-Sep-18	2,351,366,831.76	1,181.10	4.61%	5.27%	5.25%	5.73%	5.88%
16-Sep-18	2,352,447,350.62	1,180.93	4.64%	5.23%	5.34%	5.73%	5.88%
15-Sep-18	2,352,003,741.97	1,180.71	4.62%	5.22%	5.34%	5.73%	5.88%
14-Sep-18	2,351,560,121.13	1,180.49	4.59%	5.25%	5.31%	5.72%	5.88%
13-Sep-18	2,347,183,950.23	1,180.13	4.30%	5.16%	5.25%	5.69%	5.86%
12-Sep-18	2,359,602,441.16	1,180.25	4.78%	5.30%	5.35%	5.74%	5.90%
11-Sep-18	2,349,990,458.68	1,180.13	4.61%	5.32%	5.39%	5.75%	5.89%
10-Sep-18	2,361,266,857.86	1,179.91	4.58%	5.33%	5.41%	5.73%	5.89%
9-Sep-18	2,369,129,842.24	1,179.70	4.58%	5.24%	5.49%	5.72%	5.89%
8-Sep-18	2,368,698,725.24	1,179.49	4.80%	5.09%	5.45%	5.71%	5.89%
7-Sep-18	2,368,261,346.39	1,179.27	4.58%	5.04%	5.42%	5.70%	5.89%
6-Sep-18	2,367,767,159.48	1,179.04	4.73%	5.01%	5.40%	5.69%	5.89%
5-Sep-18	2,364,241,806.17	1,178.76	4.69%	4.95%	5.36%	5.67%	5.89%
4-Sep-18	2,326,022,591.43	1,179.01	5.01%	5.16%	5.56%	5.74%	5.93%
3-Sep-18	2,334,379,379.96	1,178.82	5.01%	5.05%	5.61%	5.73%	5.93%
2-Sep-18	2,377,394,761.32	1,178.71	5.10%	5.11%	5.67%	5.74%	5.94%
1-Sep-18	2,376,994,836.98	1,178.52	5.21%	5.12%	5.70%	5.75%	5.94%
31-Aug-18	2,376,588,809.98	1,178.31	5.23%	5.15%	5.72%	5.74%	5.95%
30-Aug-18	2,373,787,883.58	1,177.80	4.74%	4.74%	5.60%	5.68%	5.93%
29-Aug-18	2,385,485,090.29	1,177.74	5.15%	4.81%	5.64%	5.70%	5.94%
28-Aug-18	2,363,678,680.95	1,177.61	5.17%	4.83%	5.65%	5.71%	5.93%
27-Aug-18	2,363,311,053.84	1,178.09	5.84%	5.38%	5.88%	5.84%	6.00%
26-Aug-18	2,371,445,248.26	1,177.93	5.83%	5.46%	5.87%	5.84%	6.01%
25-Aug-18	2,371,038,497.43	1,177.73	5.81%	5.40%	5.87%	5.83%	6.01%
24-Aug-18	2,370,631,735.42	1,177.53	5.63%	5.42%	5.79%	5.82%	6.01%
23-Aug-18	2,373,902,368.72	1,177.22	5.44%	5.42%	5.75%	5.79%	6.01%
22-Aug-18	2,376,185,373.62	1,177.12	5.53%	5.46%	5.77%	5.80%	6.02%
21-Aug-18	2,386,977,880.48	1,177.22	5.95%	5.61%	5.87%	5.91%	6.04%
20-Aug-18	2,368,599,981.12	1,177.05	5.92%	5.59%	5.90%	5.86%	6.06%
19-Aug-18	2,385,367,938.94	1,176.85	5.88%	5.66%	5.89%	5.83%	6.06%
18-Aug-18	2,384,961,158.86	1,176.64	5.91%	5.77%	5.87%	5.82%	6.06%
17-Aug-18	2,384,554,367.60	1,176.44	5.80%	5.78%	5.83%	5.80%	6.07%
16-Aug-18	2,385,956,572.28	1,176.25	5.81%	5.75%	5.83%	5.79%	6.09%

Fecha	Patrimonio neto del Fondo	Valor Cuota	Rentabilidad				
			30 días	60 días	90 días	180 días	365 días
15-Aug-18	2,385,550,165.00	1,176.05	5.88%	5.74%	5.82%	5.79%	6.09%
14-Aug-18	2,393,665,420.60	1,175.97	5.99%	5.79%	5.84%	5.84%	6.10%
13-Aug-18	2,404,579,264.29	1,175.62	5.79%	5.72%	5.78%	5.82%	6.09%
12-Aug-18	2,396,607,213.75	1,175.67	6.00%	5.91%	5.86%	5.85%	6.12%
11-Aug-18	2,396,213,202.16	1,175.48	6.07%	6.02%	5.92%	5.84%	6.12%
10-Aug-18	2,395,808,693.63	1,175.28	5.87%	5.98%	5.89%	5.82%	6.13%
9-Aug-18	2,415,474,336.33	1,174.85	5.36%	5.81%	5.81%	5.78%	6.11%
8-Aug-18	2,406,162,015.99	1,174.85	5.48%	5.90%	5.87%	5.80%	6.12%
7-Aug-18	2,398,404,175.25	1,174.48	5.27%	5.80%	5.79%	5.77%	6.12%
6-Aug-18	2,399,243,655.50	1,174.23	5.18%	5.83%	5.76%	5.75%	6.12%
5-Aug-18	2,398,739,134.54	1,174.18	5.29%	5.98%	5.80%	5.78%	6.14%
4-Aug-18	2,398,343,066.40	1,173.98	5.06%	6.03%	5.86%	5.78%	6.14%
3-Aug-18	2,397,946,987.38	1,173.79	5.08%	6.08%	5.85%	5.77%	6.13%
2-Aug-18	2,406,237,595.03	1,173.49	5.00%	6.05%	5.81%	5.75%	6.15%
1-Aug-18	2,391,620,218.25	1,173.27	5.06%	6.03%	5.79%	5.74%	6.15%
31-Jul-18	2,401,262,090.61	1,173.23	4.73%	6.10%	5.86%	5.79%	6.17%
30-Jul-18	2,397,238,584.35	1,172.78	4.44%	5.94%	5.77%	5.73%	6.14%
29-Jul-18	2,399,435,937.94	1,172.62	4.46%	5.95%	5.76%	5.73%	6.15%
28-Jul-18	2,399,125,427.40	1,172.47	4.89%	5.94%	5.80%	5.73%	6.15%
27-Jul-18	2,398,814,908.32	1,172.31	5.07%	5.96%	5.81%	5.73%	6.17%
26-Jul-18	2,401,666,939.77	1,172.13	4.97%	5.85%	5.80%	5.73%	6.17%
25-Jul-18	2,422,965,547.69	1,172.11	5.19%	5.94%	5.85%	5.75%	6.19%
24-Jul-18	2,428,506,416.48	1,171.98	5.38%	5.97%	6.01%	5.75%	6.20%
23-Jul-18	2,424,777,804.21	1,171.80	5.37%	5.96%	6.02%	5.74%	6.21%
22-Jul-18	2,430,003,494.03	1,171.50	5.24%	5.95%	5.99%	5.72%	6.20%
21-Jul-18	2,429,679,892.60	1,171.34	5.23%	5.95%	5.99%	5.72%	6.21%
20-Jul-18	2,429,356,282.27	1,171.19	5.42%	5.94%	6.02%	5.73%	6.21%
19-Jul-18	2,432,915,392.10	1,170.96	5.61%	5.87%	6.00%	5.72%	6.22%
18-Jul-18	2,452,918,483.25	1,170.86	5.74%	5.92%	6.02%	5.73%	6.23%
17-Jul-18	2,448,409,962.82	1,170.66	5.65%	5.90%	5.97%	5.71%	6.23%
16-Jul-18	2,448,623,143.20	1,170.39	5.56%	5.84%	5.94%	5.69%	6.23%
15-Jul-18	2,457,116,444.40	1,170.21	5.57%	5.83%	5.92%	5.72%	6.24%
14-Jul-18	2,456,788,751.99	1,170.06	5.63%	5.84%	5.91%	5.71%	6.24%
13-Jul-18	2,456,461,050.58	1,169.90	5.79%	5.95%	5.88%	5.70%	6.25%
12-Jul-18	2,461,367,959.77	1,169.65	5.95%	5.88%	5.86%	5.69%	6.25%
11-Jul-18	2,466,649,621.55	1,169.64	6.06%	5.97%	5.91%	5.72%	6.27%
10-Jul-18	2,484,668,048.01	1,169.70	6.24%	6.09%	6.01%	5.77%	6.31%
9-Jul-18	2,484,928,733.27	1,169.58	6.29%	6.11%	6.06%	5.77%	6.32%
8-Jul-18	2,484,325,888.63	1,169.42	6.31%	6.10%	6.06%	5.77%	6.33%
7-Jul-18	2,483,984,811.19	1,169.26	6.46%	6.12%	6.10%	5.78%	6.33%
6-Jul-18	2,483,643,724.38	1,169.10	6.65%	6.22%	6.10%	5.76%	6.34%
5-Jul-18	2,451,335,495.71	1,169.12	6.97%	6.32%	6.16%	5.80%	6.36%
4-Jul-18	2,459,329,734.50	1,168.90	7.04%	6.30%	6.15%	5.79%	6.37%
3-Jul-18	2,466,180,875.61	1,168.68	7.06%	6.28%	6.13%	5.77%	6.37%
2-Jul-18	2,466,060,315.34	1,168.41	6.97%	6.25%	6.13%	5.73%	6.37%
1-Jul-18	2,452,922,723.26	1,168.69	7.45%	6.50%	6.28%	5.82%	6.41%
30-Jun-18	2,452,551,211.85	1,168.51	7.42%	6.48%	6.13%	5.81%	6.42%
29-Jun-18	2,452,177,446.99	1,168.33	7.41%	6.52%	6.14%	5.80%	6.43%
28-Jun-18	2,440,261,685.75	1,167.77	6.97%	6.32%	6.00%	5.73%	6.39%
27-Jun-18	2,465,936,255.81	1,167.45	6.83%	6.24%	5.95%	5.70%	6.39%
26-Jun-18	2,462,219,271.04	1,167.36	6.71%	6.28%	5.98%	5.73%	6.39%

Fecha	Patrimonio neto del Fondo	Valor Cuota	Rentabilidad				
			30 días	60 días	90 días	180 días	365 días
25-Jun-18	2,458,177,690.71	1,167.13	6.66%	6.46%	5.99%	5.69%	6.40%
24-Jun-18	2,454,708,742.88	1,166.83	6.53%	6.41%	6.01%	5.70%	6.39%
23-Jun-18	2,454,336,449.92	1,166.65	6.53%	6.43%	6.02%	5.66%	6.40%
22-Jun-18	2,453,964,146.73	1,166.47	6.62%	6.41%	6.03%	5.66%	6.40%
21-Jun-18	2,446,099,281.05	1,166.33	6.63%	6.47%	6.04%	5.66%	6.41%
20-Jun-18	2,456,016,017.80	1,165.99	6.44%	6.37%	5.98%	5.63%	6.40%
19-Jun-18	2,460,427,316.39	1,165.59	6.11%	6.25%	5.90%	5.59%	6.39%
18-Jun-18	2,459,312,248.06	1,165.36	6.06%	6.16%	5.90%	5.59%	6.39%
17-Jun-18	2,443,052,572.39	1,165.24	6.12%	6.20%	5.92%	5.56%	6.40%
16-Jun-18	2,442,680,877.25	1,165.06	6.08%	6.16%	5.93%	5.54%	6.40%
15-Jun-18	2,442,309,171.90	1,164.89	6.07%	6.14%	5.93%	5.51%	6.41%
14-Jun-18	2,412,740,565.56	1,164.67	6.02%	6.06%	5.91%	5.50%	6.41%
13-Jun-18	2,414,039,193.17	1,164.36	6.08%	5.99%	5.87%	5.48%	6.40%
12-Jun-18	2,378,893,189.15	1,163.95	5.78%	5.87%	5.79%	5.44%	6.39%
11-Jun-18	2,399,117,817.99	1,163.84	5.77%	5.84%	5.77%	5.38%	6.40%
10-Jun-18	2,407,808,610.58	1,163.73	5.84%	5.92%	5.80%	5.45%	6.41%
9-Jun-18	2,407,455,661.84	1,163.56	5.81%	5.91%	5.78%	5.41%	6.41%
8-Jun-18	2,407,095,654.79	1,163.39	5.79%	5.97%	5.78%	5.40%	6.42%
7-Jun-18	2,397,929,721.88	1,163.08	5.67%	5.89%	5.73%	5.38%	6.41%
6-Jun-18	2,392,267,949.70	1,162.74	5.68%	5.79%	5.67%	5.35%	6.40%
5-Jun-18	2,370,778,549.04	1,162.46	5.56%	5.74%	5.62%	5.34%	6.40%
4-Jun-18	2,371,413,843.25	1,162.18	5.46%	5.69%	5.58%	5.28%	6.40%
3-Jun-18	2,384,521,247.68	1,161.94	5.38%	5.69%	5.54%	5.29%	6.40%
2-Jun-18	2,384,154,775.78	1,161.76	5.43%	5.68%	5.57%	5.29%	6.40%
1-Jun-18	2,383,788,293.82	1,161.58	5.44%	5.46%	5.56%	5.28%	6.40%
31-May-18	2,392,763,106.97	1,161.43	5.44%	5.49%	5.57%	5.29%	6.42%
30-May-18	2,392,408,739.11	1,161.26	5.53%	5.49%	5.57%	5.29%	6.41%
29-May-18	2,392,213,275.58	1,161.12	5.56%	5.50%	5.59%	5.30%	6.42%
28-May-18	2,455,406,999.08	1,160.93	5.54%	5.49%	5.60%	5.29%	6.42%
27-May-18	2,464,697,128.53	1,160.95	5.74%	5.65%	5.66%	5.31%	6.44%
26-May-18	2,464,314,863.88	1,160.77	6.14%	5.74%	5.66%	5.41%	6.44%
25-May-18	2,463,932,588.72	1,160.59	6.17%	5.75%	5.64%	5.41%	6.45%
24-May-18	2,463,574,785.68	1,160.43	6.21%	5.76%	5.63%	5.41%	6.46%
23-May-18	2,524,879,623.25	1,160.16	6.08%	5.71%	5.59%	5.39%	6.45%
22-May-18	2,517,303,184.86	1,160.01	6.18%	5.72%	5.72%	5.40%	6.46%
21-May-18	2,560,646,965.20	1,159.85	6.19%	5.74%	5.63%	5.42%	6.47%
20-May-18	2,551,393,236.45	1,159.76	6.27%	5.80%	5.61%	5.44%	6.48%
19-May-18	2,550,998,582.31	1,159.58	6.15%	5.80%	5.60%	5.46%	6.48%
18-May-18	2,550,603,917.31	1,159.40	6.16%	5.81%	5.55%	5.45%	6.49%
17-May-18	2,550,131,195.26	1,159.27	6.12%	5.84%	5.56%	5.46%	6.49%
16-May-18	2,552,197,490.01	1,159.10	6.09%	5.84%	5.56%	5.45%	6.50%
15-May-18	2,564,394,052.82	1,158.93	5.99%	5.84%	5.63%	5.46%	6.50%
14-May-18	2,568,769,494.41	1,158.57	5.80%	5.75%	5.59%	5.41%	6.50%
13-May-18	2,571,228,810.79	1,158.45	5.84%	5.72%	5.58%	5.40%	6.51%
12-May-18	2,570,838,626.14	1,158.27	5.89%	5.72%	5.58%	5.41%	6.51%
11-May-18	2,570,448,430.77	1,158.10	5.96%	5.69%	5.55%	5.39%	6.52%
10-May-18	2,586,362,185.27	1,157.95	5.98%	5.71%	5.56%	5.39%	6.55%
9-May-18	2,720,446,368.70	1,157.80	6.13%	5.71%	5.56%	5.39%	6.56%
8-May-18	2,734,469,630.64	1,157.61	6.07%	5.70%	5.54%	5.40%	6.56%
7-May-18	2,734,237,272.14	1,157.26	5.88%	5.60%	5.47%	5.40%	6.55%
6-May-18	2,739,577,211.28	1,157.10	5.88%	5.60%	5.49%	5.43%	6.55%

Fecha	Patrimonio neto del Fondo	Valor Cuota	Rentabilidad				
			30 días	60 días	90 días	180 días	365 días
5-May-18	2,739,166,882.71	1,156.92	5.89%	5.58%	5.49%	5.43%	6.56%
4-May-18	2,738,751,959.54	1,156.75	5.97%	5.62%	5.48%	5.43%	6.56%
3-May-18	2,729,945,853.53	1,156.52	5.91%	5.57%	5.46%	5.43%	6.56%
2-May-18	2,683,466,226.77	1,156.34	5.45%	5.57%	5.46%	5.42%	6.56%
1-May-18	2,684,648,910.81	1,156.19	5.51%	5.58%	5.51%	5.43%	6.57%
30-Apr-18	2,681,508,895.30	1,155.93	5.42%	5.55%	5.48%	5.42%	6.57%
29-Apr-18	2,681,116,707.53	1,155.77	5.41%	5.58%	5.46%	5.46%	6.58%
28-Apr-18	2,680,724,508.88	1,155.60	5.41%	5.57%	5.45%	5.46%	6.58%
27-Apr-18	2,680,332,299.45	1,155.43	5.53%	5.56%	5.45%	5.46%	6.59%
26-Apr-18	2,677,338,739.31	1,154.87	5.32%	5.34%	5.31%	5.39%	6.56%
25-Apr-18	2,724,342,244.79	1,154.66	5.30%	5.31%	5.30%	5.39%	6.56%
24-Apr-18	2,722,180,904.76	1,154.45	5.28%	5.28%	5.26%	5.38%	6.56%
23-Apr-18	2,720,167,510.25	1,154.31	5.30%	5.47%	5.26%	5.41%	6.57%
22-Apr-18	2,725,262,796.87	1,154.06	5.22%	5.29%	5.22%	5.48%	6.57%
21-Apr-18	2,724,884,632.10	1,153.90	5.26%	5.23%	5.23%	5.43%	6.58%
20-Apr-18	2,724,491,519.44	1,153.73	5.30%	5.21%	5.24%	5.46%	6.60%
19-Apr-18	2,729,357,148.94	1,153.67	5.42%	5.21%	5.28%	5.49%	6.62%
18-Apr-18	2,731,341,257.35	1,153.48	5.43%	5.19%	5.27%	5.49%	6.62%
17-Apr-18	2,727,673,266.82	1,153.38	5.52%	5.23%	5.27%	5.52%	6.63%
16-Apr-18	2,727,898,896.45	1,153.25	5.56%	5.35%	5.28%	5.52%	6.64%
15-Apr-18	2,733,847,918.40	1,153.17	5.65%	5.44%	5.36%	5.55%	6.65%
14-Apr-18	2,733,447,000.84	1,153.00	5.67%	5.40%	5.35%	5.53%	6.66%
13-Apr-18	2,733,046,072.26	1,152.83	5.58%	5.40%	5.33%	5.56%	6.66%
12-Apr-18	2,749,611,862.81	1,152.61	5.53%	5.33%	5.31%	5.52%	6.67%
11-Apr-18	2,493,209,370.98	1,152.37	5.40%	5.29%	5.29%	5.51%	6.66%
10-Apr-18	2,505,062,675.58	1,152.21	5.40%	5.28%	5.30%	5.55%	6.67%
9-Apr-18	2,508,084,449.07	1,151.92	5.27%	5.21%	5.24%	5.55%	6.69%
8-Apr-18	2,524,041,171.33	1,151.78	5.30%	5.22%	5.25%	5.57%	6.70%
7-Apr-18	2,523,687,211.86	1,151.62	5.29%	5.25%	5.26%	5.59%	6.70%
6-Apr-18	2,523,325,187.10	1,151.45	5.28%	5.25%	5.23%	5.58%	6.71%
5-Apr-18	2,531,508,274.03	1,151.27	5.23%	5.23%	5.23%	5.58%	6.71%
4-Apr-18	2,534,722,230.29	1,151.03	5.26%	5.19%	5.21%	5.57%	6.71%
3-Apr-18	2,573,977,501.29	1,150.86	5.22%	5.19%	5.17%	5.59%	6.72%
2-Apr-18	2,580,154,784.01	1,151.11	5.66%	5.48%	5.29%	5.63%	6.77%
1-Apr-18	2,602,446,411.09	1,150.90	5.62%	5.46%	5.29%	5.64%	6.77%
31-Mar-18	2,602,068,508.51	1,150.73	5.65%	5.43%	5.27%	5.73%	6.78%
30-Mar-18	2,601,704,294.80	1,150.57	5.73%	5.42%	5.27%	5.72%	6.79%
29-Mar-18	2,601,327,279.33	1,150.41	5.70%	5.42%	5.26%	5.72%	6.79%
28-Mar-18	2,643,826,151.82	1,150.13	5.57%	5.36%	5.22%	5.71%	6.79%
27-Mar-18	2,662,049,850.77	1,149.77	5.33%	5.27%	5.18%	5.68%	6.78%
26-Mar-18	2,705,769,794.68	1,149.58	5.29%	5.22%	5.12%	5.72%	6.79%
25-Mar-18	2,785,817,419.50	1,149.39	5.26%	5.19%	5.17%	5.72%	6.79%
24-Mar-18	2,785,414,094.87	1,149.23	5.62%	5.18%	5.10%	5.73%	6.80%
23-Mar-18	2,785,010,759.16	1,149.06	5.33%	5.19%	5.09%	5.73%	6.81%
22-Mar-18	2,797,840,446.30	1,148.87	5.18%	5.19%	5.08%	5.73%	6.82%
21-Mar-18	2,804,498,775.74	1,148.66	5.10%	5.17%	5.06%	5.73%	6.82%
20-Mar-18	2,808,402,503.75	1,148.49	4.98%	5.16%	5.08%	5.74%	6.83%
19-Mar-18	2,819,332,312.73	1,148.28	4.93%	5.12%	5.07%	5.73%	6.84%
18-Mar-18	2,832,678,354.92	1,148.10	4.91%	5.10%	4.99%	5.74%	6.84%
17-Mar-18	2,832,270,100.07	1,147.93	5.11%	5.17%	4.95%	5.76%	6.85%
16-Mar-18	2,831,858,167.62	1,147.76	5.20%	5.15%	4.91%	5.78%	6.86%

Fecha	Patrimonio neto del Fondo	Valor Cuota	Rentabilidad				
			30 días	60 días	90 días	180 días	365 días
15-Mar-18	2,871,413,161.35	1,147.58	5.11%	5.11%	4.90%	5.78%	6.87%
14-Mar-18	2,876,169,480.97	1,147.50	5.19%	5.16%	4.92%	5.80%	6.88%
13-Mar-18	2,880,226,340.42	1,147.33	5.11%	5.16%	4.93%	5.81%	6.90%
12-Mar-18	2,889,048,235.30	1,147.21	5.15%	5.20%	4.95%	5.82%	6.91%
11-Mar-18	2,887,001,114.91	1,147.05	5.15%	5.18%	5.07%	5.83%	6.92%
10-Mar-18	2,886,590,828.25	1,146.88	5.13%	5.19%	5.01%	5.81%	6.93%
9-Mar-18	2,886,174,905.32	1,146.72	5.12%	5.20%	4.99%	5.82%	6.94%
8-Mar-18	2,849,117,980.33	1,146.56	5.18%	5.16%	4.99%	5.83%	6.95%
7-Mar-18	2,843,715,804.88	1,146.41	5.19%	5.17%	4.99%	5.84%	6.96%
6-Mar-18	2,844,485,745.94	1,146.27	5.21%	5.19%	5.02%	5.86%	6.97%
5-Mar-18	2,848,361,430.06	1,146.01	5.11%	5.09%	4.91%	5.84%	6.97%
4-Mar-18	2,861,635,580.19	1,145.88	5.15%	5.07%	4.96%	5.88%	6.98%
3-Mar-18	2,861,207,793.92	1,145.71	5.28%	5.08%	4.98%	5.87%	6.98%
2-Mar-18	2,860,779,995.90	1,145.53	5.26%	5.05%	4.97%	5.88%	6.99%
1-Mar-18	2,880,795,855.79	1,145.35	5.19%	5.03%	4.96%	5.88%	7.00%
28-Feb-18	2,882,261,277.79	1,145.11	5.09%	4.99%	4.93%	5.88%	7.00%
27-Feb-18	2,883,235,958.28	1,144.97	5.12%	5.00%	4.95%	5.90%	7.02%
26-Feb-18	2,882,841,040.84	1,144.81	5.13%	5.04%	4.94%	5.92%	7.03%
25-Feb-18	2,880,251,611.69	1,144.69	5.18%	4.99%	4.94%	5.94%	7.04%
24-Feb-18	2,879,857,901.24	1,144.53	5.13%	5.08%	5.14%	5.92%	7.05%
23-Feb-18	2,879,461,402.20	1,144.38	5.09%	4.97%	5.16%	5.93%	7.06%
22-Feb-18	2,880,813,254.86	1,143.87	4.73%	4.79%	5.03%	5.88%	7.04%
21-Feb-18	2,898,889,333.37	1,143.98	5.02%	4.93%	5.12%	5.94%	7.08%
20-Feb-18	2,912,230,198.49	1,143.93	5.18%	4.99%	5.18%	5.97%	7.10%
19-Feb-18	2,922,896,643.43	1,143.80	5.21%	5.03%	5.23%	5.99%	7.11%
18-Feb-18	2,925,571,858.24	1,143.74	5.33%	5.10%	5.27%	6.02%	7.13%
17-Feb-18	2,925,162,706.83	1,143.58	5.28%	4.99%	5.31%	6.03%	7.14%
16-Feb-18	2,924,753,544.19	1,143.42	5.28%	4.93%	5.31%	6.06%	7.15%
15-Feb-18	2,933,752,409.39	1,143.07	5.21%	4.77%	5.24%	6.04%	7.15%
14-Feb-18	2,933,643,226.03	1,142.81	5.09%	4.72%	5.21%	6.03%	7.15%
13-Feb-18	2,971,709,420.23	1,142.72	5.09%	4.75%	5.24%	6.06%	7.17%
12-Feb-18	2,985,493,373.13	1,142.56	5.10%	4.77%	5.20%	6.10%	7.18%
11-Feb-18	2,984,619,313.12	1,142.47	5.19%	4.82%	5.21%	6.12%	7.19%
10-Feb-18	2,984,205,610.11	1,142.31	5.24%	4.99%	5.24%	6.13%	7.20%
9-Feb-18	2,983,791,895.72	1,142.15	5.19%	4.90%	5.19%	6.14%	7.21%
8-Feb-18	3,000,512,983.01	1,142.00	5.22%	4.88%	5.19%	6.15%	7.22%
7-Feb-18	2,991,124,319.45	1,141.85	5.26%	4.89%	5.20%	6.16%	7.24%
6-Feb-18	2,990,270,106.85	1,141.63	5.12%	4.85%	5.20%	6.18%	7.24%
5-Feb-18	3,000,799,799.40	1,141.47	5.13%	4.88%	5.27%	6.18%	7.25%
4-Feb-18	3,007,130,316.45	1,141.32	5.16%	4.78%	5.34%	6.19%	7.26%
3-Feb-18	3,006,690,940.14	1,141.15	5.06%	4.84%	5.34%	6.21%	7.27%
2-Feb-18	3,006,240,468.41	1,140.98	4.97%	4.86%	5.34%	6.24%	7.28%
1-Feb-18	3,012,546,202.02	1,140.69	4.86%	4.78%	5.30%	6.22%	7.28%
31-Jan-18	3,022,593,365.20	1,140.53	4.81%	4.78%	5.31%	6.23%	7.29%
30-Jan-18	3,041,723,722.17	1,140.41	4.85%	4.80%	5.33%	6.23%	7.30%
29-Jan-18	3,041,510,579.60	1,140.27	4.87%	4.83%	5.34%	6.29%	7.31%
28-Jan-18	3,041,066,900.63	1,140.11	4.86%	4.82%	5.42%	6.30%	7.32%
27-Jan-18	3,040,616,480.32	1,139.94	4.92%	4.79%	5.42%	6.32%	7.33%
26-Jan-18	3,040,161,047.63	1,139.77	4.77%	5.07%	5.42%	6.31%	7.34%
25-Jan-18	3,033,706,363.62	1,139.66	5.02%	5.12%	5.45%	6.33%	7.35%
24-Jan-18	3,050,030,459.90	1,139.54	4.83%	5.14%	5.47%	6.35%	7.43%

Fecha	Patrimonio neto del Fondo	Valor Cuota	Rentabilidad				
			30 días	60 días	90 días	180 días	365 días
23-Jan-18	3,062,014,071.60	1,139.38	4.83%	5.14%	5.48%	6.37%	7.45%
22-Jan-18	3,071,595,352.12	1,139.21	4.82%	5.16%	5.53%	6.38%	7.45%
21-Jan-18	3,074,333,282.82	1,139.02	4.79%	5.19%	5.67%	6.38%	7.46%
20-Jan-18	3,073,884,306.78	1,138.86	4.83%	5.20%	5.58%	6.40%	7.47%
19-Jan-18	3,073,429,519.80	1,138.69	4.85%	5.26%	5.65%	6.41%	7.48%
18-Jan-18	3,102,861,380.42	1,138.57	4.68%	5.28%	5.67%	6.43%	7.49%
17-Jan-18	3,099,857,356.19	1,138.42	4.57%	5.28%	5.69%	6.44%	7.50%
16-Jan-18	3,087,232,561.61	1,138.13	4.32%	5.21%	5.68%	6.43%	7.49%
15-Jan-18	3,081,452,341.94	1,137.99	4.34%	5.24%	5.67%	6.45%	7.50%
14-Jan-18	3,140,675,672.95	1,137.89	4.40%	5.22%	5.72%	6.47%	7.51%
13-Jan-18	3,140,199,072.28	1,137.72	4.42%	5.19%	5.68%	6.48%	7.52%
12-Jan-18	3,139,715,791.84	1,137.54	4.42%	5.22%	5.74%	6.50%	7.53%
11-Jan-18	3,168,069,187.22	1,137.34	4.72%	5.12%	5.67%	6.50%	7.42%
10-Jan-18	3,180,133,355.41	1,137.23	4.59%	5.14%	5.70%	6.52%	7.44%
9-Jan-18	3,180,852,369.30	1,137.06	4.53%	5.14%	5.78%	6.53%	7.45%
8-Jan-18	3,201,745,812.74	1,136.87	4.49%	5.16%	5.82%	6.54%	7.46%
7-Jan-18	3,212,032,999.73	1,136.78	4.57%	5.30%	5.87%	6.56%	7.47%
6-Jan-18	3,211,549,090.21	1,136.61	4.62%	5.39%	5.90%	6.60%	7.48%
5-Jan-18	3,211,056,727.93	1,136.44	4.39%	5.39%	5.89%	6.61%	7.49%
4-Jan-18	3,216,652,884.26	1,136.36	4.60%	5.44%	5.92%	6.64%	7.50%
3-Jan-18	3,312,695,057.62	1,136.28	4.73%	5.49%	5.96%	6.67%	7.52%
2-Jan-18	3,301,581,544.21	1,136.09	4.67%	5.48%	5.98%	6.67%	7.53%
1-Jan-18	3,292,720,448.48	1,135.98	4.73%	5.52%	5.94%	6.70%	7.54%
31-Dec-17	3,292,253,967.47	1,135.82	4.74%	5.53%	5.98%	6.71%	7.55%
30-Dec-17	3,291,805,921.54	1,135.66	4.77%	5.65%	6.16%	6.73%	7.56%
29-Dec-17	3,291,350,652.68	1,135.51	4.76%	5.65%	6.13%	6.75%	7.57%
28-Dec-17	3,281,678,381.94	1,135.28	4.64%	5.62%	6.12%	6.74%	7.58%
27-Dec-17	3,267,257,743.36	1,135.26	5.36%	5.71%	6.18%	6.78%	7.60%
26-Dec-17	3,273,385,081.86	1,134.92	5.21%	5.63%	6.12%	6.76%	7.59%
25-Dec-17	3,278,570,145.34	1,134.97	5.43%	5.75%	6.29%	6.80%	7.62%
24-Dec-17	3,278,116,548.18	1,134.81	5.42%	5.83%	6.31%	6.83%	7.62%
23-Dec-17	3,277,662,938.56	1,134.65	5.47%	6.06%	6.32%	6.82%	7.63%
22-Dec-17	3,277,209,316.47	1,134.50	5.58%	5.92%	6.33%	6.85%	7.64%
21-Dec-17	3,272,044,039.33	1,134.29	5.55%	6.01%	6.33%	6.85%	7.65%
20-Dec-17	3,261,996,272.57	1,134.10	5.64%	6.01%	6.33%	6.86%	7.65%
19-Dec-17	3,235,497,859.38	1,134.15	5.86%	6.13%	6.42%	6.91%	7.70%
18-Dec-17	3,233,876,200.64	1,134.10	5.97%	6.26%	6.48%	6.94%	7.72%
17-Dec-17	3,229,269,833.07	1,134.05	6.08%	6.28%	6.53%	6.97%	7.74%
16-Dec-17	3,228,826,736.24	1,133.89	6.13%	6.33%	6.58%	6.99%	7.75%
15-Dec-17	3,228,383,627.23	1,133.73	6.01%	6.27%	6.61%	7.01%	7.76%
14-Dec-17	3,217,761,463.22	1,133.54	5.93%	6.36%	6.61%	7.01%	7.76%
13-Dec-17	3,202,669,903.52	1,133.37	5.99%	6.26%	6.62%	7.02%	7.76%
12-Dec-17	3,189,533,504.50	1,132.89	5.49%	6.11%	6.54%	6.97%	7.73%
11-Dec-17	3,178,901,992.09	1,132.90	5.67%	6.32%	6.60%	7.01%	7.76%
10-Dec-17	3,175,321,088.94	1,132.78	5.72%	6.42%	6.64%	7.03%	7.77%
9-Dec-17	3,174,891,717.76	1,132.63	5.80%	6.46%	6.59%	7.05%	7.78%
8-Dec-17	3,174,449,209.78	1,132.47	6.01%	6.52%	6.61%	7.07%	7.79%
7-Dec-17	3,186,495,187.65	1,132.25	6.14%	6.47%	6.61%	7.06%	7.76%
6-Dec-17	3,196,037,840.47	1,132.30	6.37%	6.59%	6.70%	7.11%	7.78%
5-Dec-17	3,176,014,473.91	1,132.02	6.26%	6.54%	6.69%	7.10%	7.78%
4-Dec-17	3,086,378,303.84	1,131.82	6.23%	6.56%	6.69%	7.11%	7.79%

Fecha	Patrimonio neto del Fondo	Valor Cuota	Rentabilidad				
			30 días	60 días	90 días	180 días	365 días
3-Dec-17	3,066,537,204.68	1,131.68	6.26%	6.48%	6.74%	7.12%	7.79%
2-Dec-17	3,066,097,710.74	1,131.52	6.29%	6.54%	6.73%	7.14%	7.80%
1-Dec-17	3,065,658,204.72	1,131.35	6.30%	6.80%	6.76%	7.15%	7.81%
30-Nov-17	3,067,532,127.55	1,131.17	6.51%	6.75%	6.77%	7.16%	7.85%
29-Nov-17	3,048,288,885.38	1,131.02	6.52%	6.77%	6.78%	7.17%	7.89%
28-Nov-17	3,015,453,770.02	1,130.91	6.58%	6.81%	6.83%	7.19%	7.90%
27-Nov-17	2,995,782,754.69	1,130.21	6.04%	6.53%	6.69%	7.11%	7.81%
26-Nov-17	2,976,566,161.35	1,130.01	6.02%	6.64%	6.69%	7.09%	7.82%
25-Nov-17	2,976,166,077.52	1,129.86	6.06%	6.68%	6.64%	7.10%	7.83%
24-Nov-17	2,975,763,413.25	1,129.70	6.21%	6.70%	6.68%	7.11%	7.84%
23-Nov-17	2,972,701,879.16	1,129.50	6.62%	6.69%	6.68%	7.11%	7.84%
22-Nov-17	2,940,102,888.98	1,129.25	6.24%	6.65%	6.66%	7.10%	7.84%
21-Nov-17	2,941,611,386.20	1,129.07	6.44%	6.66%	6.68%	7.11%	7.81%
20-Nov-17	2,928,604,565.78	1,128.79	6.34%	6.62%	6.67%	7.11%	7.81%
19-Nov-17	2,929,257,796.71	1,128.64	6.38%	6.65%	6.70%	7.12%	7.82%
18-Nov-17	2,928,849,699.49	1,128.48	6.51%	6.67%	6.70%	7.14%	7.83%
17-Nov-17	2,928,438,646.61	1,128.33	6.44%	6.74%	6.78%	7.15%	7.83%
16-Nov-17	2,902,022,420.08	1,128.13	6.50%	6.77%	6.78%	7.15%	7.84%
15-Nov-17	2,906,004,388.79	1,128.08	6.50%	6.85%	6.84%	7.18%	7.86%
14-Nov-17	2,854,358,245.03	1,127.97	6.75%	6.89%	6.90%	7.20%	7.87%
13-Nov-17	2,838,250,951.92	1,127.74	6.51%	6.90%	6.95%	7.20%	7.88%
12-Nov-17	2,837,409,690.47	1,127.72	6.69%	6.98%	7.02%	7.23%	7.90%
11-Nov-17	2,837,007,115.46	1,127.56	6.93%	7.01%	7.04%	7.24%	7.91%
10-Nov-17	2,836,604,529.39	1,127.40	7.08%	6.94%	7.06%	7.26%	7.92%
9-Nov-17	2,744,825,032.68	1,127.18	7.08%	6.94%	7.06%	7.26%	7.93%
8-Nov-17	2,697,400,644.96	1,126.83	6.99%	6.85%	7.00%	7.24%	7.92%
7-Nov-17	2,645,032,293.08	1,126.49	6.76%	6.78%	7.00%	7.22%	7.99%
6-Nov-17	2,616,806,800.91	1,126.32	6.77%	6.82%	6.99%	7.28%	8.00%
5-Nov-17	2,616,412,210.82	1,126.15	6.78%	6.83%	7.00%	7.29%	8.01%
4-Nov-17	2,616,014,887.66	1,125.98	6.85%	6.90%	7.03%	7.29%	8.02%
3-Nov-17	2,615,614,304.11	1,125.80	6.66%	6.88%	7.09%	7.31%	8.03%
2-Nov-17	2,610,370,593.78	1,125.62	6.76%	6.91%	7.09%	7.31%	8.03%
1-Nov-17	2,595,113,430.75	1,125.44	7.27%	6.92%	7.11%	7.32%	8.04%
31-Oct-17	2,576,000,006.57	1,125.07	6.95%	6.82%	7.01%	7.28%	8.03%
30-Oct-17	2,574,804,958.05	1,124.91	6.98%	6.87%	7.12%	7.29%	8.04%
29-Oct-17	2,578,809,761.55	1,124.73	7.00%	6.94%	7.13%	7.30%	8.05%
28-Oct-17	2,578,390,815.82	1,124.55	6.98%	6.95%	7.17%	7.31%	8.05%
27-Oct-17	2,577,963,990.52	1,124.37	7.23%	6.86%	7.14%	7.32%	8.05%
26-Oct-17	2,542,487,348.61	1,124.18	7.27%	6.90%	7.15%	7.33%	8.06%
25-Oct-17	2,529,455,829.94	1,123.88	7.14%	6.85%	7.12%	7.31%	8.05%
24-Oct-17	2,523,320,478.57	1,123.30	6.71%	6.65%	7.01%	7.25%	8.02%
23-Oct-17	2,524,303,135.18	1,123.40	7.02%	6.83%	7.13%	7.31%	8.05%
22-Oct-17	2,519,014,186.69	1,123.05	6.84%	6.77%	7.08%	7.29%	8.04%
21-Oct-17	2,518,596,746.31	1,122.86	6.87%	6.78%	7.09%	7.29%	8.04%
20-Oct-17	2,518,176,752.79	1,122.67	6.88%	6.78%	7.11%	7.30%	8.05%
19-Oct-17	2,502,171,914.96	1,122.40	6.80%	6.82%	7.09%	7.29%	8.04%
18-Oct-17	2,503,197,298.98	1,122.30	6.99%	6.88%	7.13%	7.32%	8.06%
17-Oct-17	2,486,955,871.19	1,122.05	7.00%	6.86%	7.12%	7.34%	8.05%
16-Oct-17	2,480,432,228.72	1,122.01	7.16%	6.99%	7.20%	7.38%	8.07%
15-Oct-17	2,517,762,602.62	1,121.66	7.00%	7.00%	7.15%	7.36%	8.06%
14-Oct-17	2,517,762,602.62	1,121.66	7.26%	7.11%	7.23%	7.40%	8.08%

Fecha	Patrimonio neto del Fondo	Valor Cuota	Rentabilidad				
			30 días	60 días	90 días	180 días	365 días
13-Oct-17	2,517,336,988.97	1,121.47	7.22%	7.11%	7.26%	7.41%	8.08%
12-Oct-17	2,464,401,344.82	1,121.09	7.06%	7.03%	7.20%	7.38%	8.07%
11-Oct-17	2,469,680,514.41	1,120.79	6.76%	6.98%	7.17%	7.36%	8.06%
10-Oct-17	2,457,993,760.80	1,120.57	6.75%	6.97%	7.17%	7.36%	8.06%
9-Oct-17	2,476,747,630.16	1,120.31	6.68%	7.00%	7.16%	7.35%	8.06%
8-Oct-17	2,450,984,497.58	1,120.18	6.75%	7.01%	7.19%	7.37%	8.06%
7-Oct-17	2,450,592,164.24	1,120.00	6.83%	7.02%	7.25%	7.38%	8.07%
6-Oct-17	2,450,195,349.84	1,119.82	6.84%	7.06%	7.29%	7.43%	8.08%
5-Oct-17	2,438,798,447.60	1,119.59	6.92%	7.12%	7.28%	7.43%	8.08%
4-Oct-17	2,413,692,602.04	1,119.59	7.05%	7.23%	7.36%	7.47%	8.10%
3-Oct-17	2,204,851,724.42	1,119.31	7.02%	7.19%	7.35%	7.46%	8.09%
2-Oct-17	2,221,219,137.78	1,118.67	6.54%	6.90%	7.19%	7.38%	8.06%
1-Oct-17	2,221,051,647.16	1,118.59	6.66%	7.11%	7.25%	7.40%	8.07%
30-Sep-17	2,220,680,134.44	1,118.40	6.72%	7.11%	7.27%	7.41%	8.08%
29-Sep-17	2,220,309,397.45	1,118.21	6.84%	7.17%	7.30%	7.43%	8.08%
28-Sep-17	2,218,172,601.11	1,118.04	6.87%	7.13%	7.31%	7.44%	8.09%
27-Sep-17	2,315,263,355.74	1,117.63	6.46%	7.02%	7.24%	7.41%	8.09%
26-Sep-17	2,315,733,953.07	1,117.42	6.50%	7.02%	7.25%	7.42%	8.09%
25-Sep-17	2,317,606,980.03	1,117.23	6.52%	7.08%	7.24%	7.42%	8.09%
24-Sep-17	2,315,895,953.09	1,117.06	6.54%	7.09%	7.28%	7.44%	8.09%
23-Sep-17	2,315,503,994.43	1,116.87	6.59%	7.11%	7.26%	7.45%	8.10%
22-Sep-17	2,315,112,024.99	1,116.68	6.65%	7.13%	7.31%	7.46%	8.10%
21-Sep-17	2,305,534,229.57	1,116.47	6.66%	7.15%	7.31%	7.47%	8.11%
20-Sep-17	2,305,139,931.56	1,116.28	6.64%	7.16%	7.31%	7.48%	8.11%
19-Sep-17	2,279,929,802.92	1,116.07	6.81%	7.16%	7.32%	7.49%	8.11%
18-Sep-17	2,182,765,304.88	1,115.80	6.73%	7.13%	7.30%	7.48%	8.10%
17-Sep-17	2,167,861,752.86	1,115.54	6.67%	7.13%	7.29%	7.48%	8.10%
16-Sep-17	2,167,490,725.69	1,115.35	6.78%	7.15%	7.31%	7.50%	8.10%
15-Sep-17	2,167,111,341.10	1,115.16	6.95%	7.16%	7.33%	7.51%	8.14%
14-Sep-17	2,166,174,792.50	1,114.92	6.92%	7.18%	7.32%	7.51%	8.14%
13-Sep-17	2,163,576,685.20	1,114.77	6.96%	7.21%	7.34%	7.53%	8.15%
12-Sep-17	2,160,874,704.37	1,114.54	6.96%	7.20%	7.33%	7.53%	8.14%
11-Sep-17	2,153,629,650.30	1,114.51	7.15%	7.31%	7.40%	7.57%	8.16%
10-Sep-17	2,206,282,274.36	1,114.30	7.14%	7.31%	7.41%	7.58%	8.16%
9-Sep-17	2,205,897,058.94	1,114.10	7.28%	7.33%	7.42%	7.60%	8.16%
8-Sep-17	2,205,508,062.11	1,113.91	7.23%	7.41%	7.44%	7.62%	8.16%
7-Sep-17	2,250,982,770.60	1,113.66	7.17%	7.42%	7.43%	7.61%	8.16%
6-Sep-17	2,250,594,193.96	1,113.47	7.24%	7.43%	7.44%	7.62%	8.16%
5-Sep-17	2,197,615,504.58	1,113.17	7.27%	7.39%	7.41%	7.62%	8.15%
4-Sep-17	2,165,419,129.26	1,113.05	7.36%	7.45%	7.45%	7.64%	8.16%
3-Sep-17	2,160,472,512.31	1,112.80	7.31%	7.44%	7.44%	7.64%	8.16%
2-Sep-17	2,160,096,906.27	1,112.61	7.21%	7.47%	7.45%	7.65%	8.16%
1-Sep-17	2,159,718,736.58	1,112.41	7.51%	7.49%	7.47%	7.66%	8.16%
31-Aug-17	2,162,748,995.50	1,112.17	7.46%	7.49%	7.46%	7.66%	8.16%
30-Aug-17	2,158,240,398.06	1,111.88	7.45%	7.45%	7.42%	7.65%	8.15%
29-Aug-17	2,099,810,440.71	1,111.68	7.34%	7.46%	7.44%	7.66%	8.15%
28-Aug-17	2,091,390,001.28	1,111.65	7.54%	7.58%	7.52%	7.70%	8.17%
27-Aug-17	2,031,951,540.99	1,111.40	7.50%	7.53%	7.46%	7.70%	8.16%
26-Aug-17	2,031,591,219.14	1,111.20	7.60%	7.57%	7.47%	7.73%	8.17%
25-Aug-17	2,031,224,567.96	1,111.00	7.60%	7.54%	7.46%	7.74%	8.17%
24-Aug-17	1,975,440,189.91	1,110.77	7.59%	7.58%	7.45%	7.74%	8.17%

Fecha	Patrimonio neto del Fondo	Valor Cuota	Rentabilidad				
			30 días	60 días	90 días	180 días	365 días
23-Aug-17	1,974,196,178.96	1,110.52	7.57%	7.56%	7.44%	7.74%	8.17%
22-Aug-17	1,979,330,378.17	1,110.31	7.59%	7.55%	7.44%	7.75%	8.16%
21-Aug-17	1,980,440,828.32	1,110.14	7.64%	7.58%	7.48%	7.77%	8.17%
20-Aug-17	2,013,963,662.18	1,109.78	7.48%	7.51%	7.43%	7.75%	8.15%
19-Aug-17	2,013,601,423.34	1,109.58	7.49%	7.52%	7.43%	7.76%	8.15%
18-Aug-17	2,013,233,938.43	1,109.37	7.55%	7.54%	7.44%	7.77%	8.15%
17-Aug-17	1,999,197,254.79	1,109.09	7.48%	7.52%	7.41%	7.77%	8.14%
16-Aug-17	1,994,063,139.41	1,108.73	7.33%	7.44%	7.36%	7.75%	8.13%
15-Aug-17	1,993,697,452.17	1,108.53	7.39%	7.44%	7.36%	7.76%	8.13%
14-Aug-17	1,974,703,376.40	1,108.33	7.41%	7.45%	7.36%	7.78%	8.16%
13-Aug-17	2,003,227,766.90	1,108.11	7.39%	7.44%	7.34%	7.79%	8.16%
12-Aug-17	2,002,865,589.29	1,107.91	7.41%	7.47%	7.36%	7.80%	8.16%
11-Aug-17	2,002,503,401.72	1,107.71	7.44%	7.48%	7.39%	7.82%	8.16%
10-Aug-17	1,990,288,365.32	1,107.39	7.34%	7.44%	7.35%	7.80%	8.15%
9-Aug-17	1,990,912,678.82	1,107.24	7.54%	7.47%	7.37%	7.82%	8.16%
8-Aug-17	1,990,260,043.88	1,107.04	7.62%	7.48%	7.39%	7.84%	8.16%
7-Aug-17	1,976,382,057.92	1,106.79	7.57%	7.46%	7.47%	7.84%	8.16%
6-Aug-17	1,972,624,761.02	1,106.47	7.46%	7.41%	7.43%	7.83%	8.15%
5-Aug-17	1,972,261,257.60	1,106.26	7.49%	7.42%	7.43%	7.84%	8.15%
4-Aug-17	1,971,897,768.61	1,106.06	7.52%	7.43%	7.44%	7.85%	8.15%
3-Aug-17	1,963,968,187.45	1,105.96	7.67%	7.50%	7.48%	7.88%	8.17%
2-Aug-17	1,956,927,932.03	1,105.50	7.42%	7.36%	7.39%	7.84%	8.14%
1-Aug-17	1,951,676,523.54	1,105.30	7.48%	7.37%	7.38%	7.85%	8.14%
31-Jul-17	1,948,324,728.59	1,105.02	7.40%	7.34%	7.35%	7.85%	8.14%
30-Jul-17	1,946,916,693.83	1,104.92	7.53%	7.43%	7.40%	7.88%	8.15%
29-Jul-17	1,946,540,507.85	1,104.71	7.57%	7.36%	7.42%	7.89%	8.15%
28-Jul-17	1,946,164,311.54	1,104.50	7.51%	7.36%	7.42%	7.89%	8.15%
27-Jul-17	1,948,726,728.50	1,104.21	7.49%	7.31%	7.39%	7.88%	8.15%
26-Jul-17	1,953,074,993.55	1,104.01	7.43%	7.31%	7.39%	7.89%	8.15%
25-Jul-17	1,954,513,428.07	1,103.79	7.52%	7.30%	7.40%	7.90%	8.19%
24-Jul-17	1,947,965,355.86	1,103.56	7.49%	7.29%	7.40%	7.91%	8.19%
23-Jul-17	1,944,366,702.89	1,103.33	7.47%	7.31%	7.40%	8.04%	8.19%
22-Jul-17	1,943,992,346.46	1,103.11	7.48%	7.32%	7.40%	8.05%	8.19%
21-Jul-17	1,943,617,979.74	1,102.90	7.49%	7.32%	7.40%	8.06%	8.19%
20-Jul-17	1,941,914,017.67	1,102.70	7.51%	7.33%	7.41%	8.07%	8.19%
19-Jul-17	1,934,706,541.39	1,102.44	7.49%	7.30%	7.39%	8.06%	8.18%
18-Jul-17	1,929,818,914.24	1,102.21	7.52%	7.30%	7.46%	8.07%	8.18%
17-Jul-17	1,926,415,339.53	1,102.00	7.51%	7.29%	7.46%	8.07%	8.18%
16-Jul-17	1,929,147,645.91	1,101.74	7.45%	7.26%	7.45%	8.07%	8.18%
15-Jul-17	1,928,779,501.51	1,101.53	7.45%	7.24%	7.45%	8.06%	8.18%
14-Jul-17	1,928,411,346.99	1,101.32	7.45%	7.25%	7.46%	8.07%	8.18%
13-Jul-17	1,926,335,166.57	1,101.11	7.47%	7.29%	7.46%	8.08%	8.18%
12-Jul-17	1,917,626,851.55	1,100.88	7.46%	7.28%	7.46%	8.08%	8.17%
11-Jul-17	1,897,868,139.54	1,100.66	7.49%	7.27%	7.45%	8.09%	8.17%
10-Jul-17	1,921,410,805.75	1,100.32	7.34%	7.23%	7.41%	7.86%	8.16%
9-Jul-17	1,905,467,832.14	1,100.05	7.28%	7.34%	7.39%	7.85%	8.16%
8-Jul-17	1,905,101,972.14	1,099.84	7.30%	7.34%	7.40%	7.87%	8.16%
7-Jul-17	1,904,736,102.09	1,099.63	7.31%	7.33%	7.49%	7.87%	8.16%
6-Jul-17	1,887,809,370.05	1,099.40	7.30%	7.33%	7.49%	7.87%	8.16%
5-Jul-17	1,859,409,322.23	1,099.17	7.29%	7.32%	7.48%	7.88%	8.16%
4-Jul-17	1,858,195,561.35	1,098.93	7.28%	7.30%	7.47%	7.88%	8.15%

Fecha	Patrimonio neto del Fondo	Valor Cuota	Rentabilidad				
			30 días	60 días	90 días	180 días	365 días
3-Jul-17	1,846,324,760.45	1,098.70	7.26%	7.27%	7.46%	7.88%	8.15%
2-Jul-17	1,849,120,669.48	1,098.45	7.22%	7.25%	7.44%	7.88%	8.15%
1-Jul-17	1,848,763,396.60	1,098.24	7.24%	7.25%	7.45%	7.89%	8.15%
30-Jun-17	1,848,403,419.48	1,098.03	7.27%	7.28%	7.47%	7.90%	8.15%
29-Jun-17	1,846,168,755.28	1,097.78	7.10%	7.27%	7.47%	7.90%	8.14%
28-Jun-17	1,838,337,347.89	1,097.63	7.17%	7.29%	7.50%	7.92%	8.15%
27-Jun-17	1,832,086,852.12	1,097.36	7.08%	7.26%	7.49%	7.92%	8.14%
26-Jun-17	1,864,239,301.04	1,097.22	7.14%	7.31%	7.51%	7.94%	8.14%
25-Jun-17	1,823,237,645.13	1,096.92	7.03%	7.27%	7.50%	7.93%	8.13%
24-Jun-17	1,822,891,630.39	1,096.71	7.05%	7.28%	7.52%	7.93%	8.13%
23-Jun-17	1,822,545,606.14	1,096.50	7.11%	7.28%	7.53%	7.94%	8.13%
22-Jun-17	1,829,208,904.66	1,096.28	7.11%	7.28%	7.54%	7.94%	8.13%
21-Jun-17	1,827,949,473.10	1,096.06	7.10%	7.28%	7.54%	7.94%	8.13%
20-Jun-17	1,825,254,286.81	1,095.84	7.12%	7.28%	7.55%	7.95%	8.13%
19-Jun-17	1,827,022,352.75	1,095.60	7.08%	7.37%	7.55%	7.95%	8.13%
18-Jun-17	1,822,362,115.04	1,095.35	7.03%	7.35%	7.56%	7.95%	8.12%
17-Jun-17	1,822,023,958.26	1,095.15	7.02%	7.37%	7.58%	8.00%	8.12%
16-Jun-17	1,821,685,792.18	1,094.94	7.03%	7.37%	7.60%	8.01%	8.12%
15-Jun-17	1,811,211,263.29	1,094.74	6.99%	7.39%	7.61%	8.02%	8.13%
14-Jun-17	1,810,869,392.94	1,094.53	7.01%	7.39%	7.62%	8.02%	8.12%
13-Jun-17	1,796,305,212.65	1,094.29	7.06%	7.37%	7.63%	8.03%	8.11%
12-Jun-17	1,792,495,273.33	1,094.08	7.05%	7.37%	7.64%	8.02%	8.10%
11-Jun-17	1,792,640,702.32	1,093.83	7.00%	7.35%	7.64%	8.00%	8.10%
10-Jun-17	1,792,304,603.27	1,093.62	7.06%	7.36%	7.68%	8.00%	8.10%
9-Jun-17	1,791,968,494.98	1,093.42	7.34%	7.38%	7.70%	8.02%	8.11%
8-Jun-17	1,766,999,823.31	1,093.20	7.33%	7.51%	7.70%	8.02%	8.10%
7-Jun-17	1,774,257,074.04	1,092.97	7.31%	7.50%	7.71%	8.02%	8.10%
6-Jun-17	1,764,945,712.28	1,092.76	7.32%	7.50%	7.73%	8.02%	8.09%
5-Jun-17	1,770,049,949.43	1,092.54	7.31%	7.49%	7.74%	7.96%	8.09%
4-Jun-17	1,761,626,551.04	1,092.30	7.27%	7.48%	7.74%	7.95%	8.08%
3-Jun-17	1,761,293,777.31	1,092.10	7.24%	7.47%	7.75%	7.96%	8.08%
2-Jun-17	1,760,960,994.44	1,091.89	7.24%	7.49%	7.77%	7.96%	8.08%
1-Jun-17	1,759,015,974.54	1,091.66	7.22%	7.51%	7.77%	7.96%	8.07%
31-May-17	1,743,883,031.28	1,091.42	7.24%	7.51%	7.76%	7.96%	8.07%
30-May-17	1,735,936,212.88	1,091.32	7.39%	7.59%	7.82%	7.99%	8.07%
29-May-17	1,721,806,346.23	1,091.11	7.38%	7.61%	7.83%	8.07%	8.07%
28-May-17	1,684,260,940.15	1,090.92	7.39%	7.61%	7.86%	8.12%	8.07%
27-May-17	1,683,953,680.56	1,090.73	7.43%	7.65%	7.91%	8.14%	8.08%
26-May-17	1,683,643,048.32	1,090.52	7.46%	7.67%	7.93%	8.06%	8.08%
25-May-17	1,653,878,450.23	1,090.31	7.46%	7.68%	7.94%	8.06%	8.08%
24-May-17	1,624,367,034.82	1,090.04	7.40%	7.67%	7.93%	8.06%	8.08%
23-May-17	1,617,602,351.47	1,089.82	7.41%	7.68%	7.94%	8.06%	8.10%
22-May-17	1,583,023,743.33	1,089.61	7.42%	7.70%	7.96%	8.07%	8.11%
21-May-17	1,562,332,897.37	1,089.38	7.41%	7.71%	7.97%	8.07%	8.11%
20-May-17	1,562,041,875.13	1,089.18	7.61%	7.73%	7.99%	7.99%	8.11%
19-May-17	1,561,745,747.66	1,088.97	7.63%	7.77%	8.01%	8.01%	8.12%
18-May-17	1,545,470,892.05	1,088.77	7.67%	7.81%	8.03%	8.01%	8.12%
17-May-17	1,535,645,724.55	1,088.57	7.67%	7.82%	8.05%	8.02%	8.12%
16-May-17	1,527,745,176.75	1,088.40	7.74%	7.86%	8.09%	8.04%	8.13%
15-May-17	1,514,244,206.15	1,088.17	7.72%	7.86%	8.12%	8.04%	8.13%
14-May-17	1,498,671,528.29	1,087.89	7.64%	7.84%	8.11%	8.04%	8.13%

Fecha	Patrimonio neto del Fondo	Valor Cuota	Rentabilidad				
			30 días	60 días	90 días	180 días	365 días
13-May-17	1,498,390,915.69	1,087.69	7.65%	7.86%	8.13%	8.04%	8.14%
12-May-17	1,498,110,295.37	1,087.48	7.66%	7.93%	8.15%	8.05%	8.14%
11-May-17	1,470,104,263.81	1,087.23	7.62%	7.93%	8.15%	8.05%	8.14%
10-May-17	1,416,599,679.14	1,086.77	7.36%	7.80%	8.07%	8.01%	8.12%
9-May-17	1,395,433,526.50	1,086.56	7.64%	7.82%	8.09%	8.03%	8.12%
8-May-17	1,383,989,347.05	1,086.35	7.64%	7.85%	8.11%	8.05%	8.13%
7-May-17	1,354,759,687.13	1,086.13	7.63%	7.86%	8.12%	8.05%	8.13%
6-May-17	1,354,506,385.73	1,085.92	7.63%	7.88%	8.14%	8.20%	8.14%
5-May-17	1,354,250,382.93	1,085.72	7.64%	7.90%	8.16%	8.22%	8.14%
4-May-17	1,415,786,223.26	1,085.55	7.66%	7.94%	8.19%	8.23%	8.16%
3-May-17	1,373,618,942.40	1,085.34	7.69%	7.95%	8.21%	8.24%	8.17%
2-May-17	1,312,705,169.35	1,085.13	7.75%	7.96%	8.22%	8.24%	8.17%
1-May-17	1,313,833,486.10	1,084.87	7.73%	7.96%	8.23%	8.24%	8.17%
30-Apr-17	1,313,561,216.72	1,084.65	7.74%	7.97%	8.24%	8.25%	8.17%
29-Apr-17	1,313,316,966.95	1,084.45	7.79%	8.00%	8.26%	8.26%	8.17%
28-Apr-17	1,313,072,710.34	1,084.25	7.77%	8.06%	8.27%	8.27%	8.19%
27-Apr-17	1,176,331,078.94	1,084.01	7.82%	8.07%	8.28%	8.27%	8.18%
26-Apr-17	1,147,107,477.11	1,083.78	7.84%	8.09%	8.29%	8.27%	8.18%
25-Apr-17	1,148,196,681.72	1,083.57	7.86%	8.10%	8.30%	8.27%	8.18%
24-Apr-17	1,137,042,610.12	1,083.36	7.89%	8.12%	8.31%	8.27%	8.18%
23-Apr-17	1,133,834,355.20	1,083.13	7.90%	8.14%	8.58%	8.27%	8.18%
22-Apr-17	1,133,607,259.90	1,082.92	7.93%	8.16%	8.60%	8.27%	8.18%
21-Apr-17	1,133,378,441.69	1,082.70	7.95%	8.19%	8.61%	8.27%	8.18%
20-Apr-17	1,118,510,652.32	1,082.31	7.80%	8.11%	8.55%	8.23%	8.17%
19-Apr-17	1,119,886,082.69	1,082.09	7.86%	8.13%	8.56%	8.24%	8.16%
18-Apr-17	1,087,431,232.32	1,081.86	7.89%	8.14%	8.57%	8.24%	8.19%
17-Apr-17	1,187,064,967.14	1,081.66	7.93%	8.17%	8.58%	8.24%	0.00%
16-Apr-17	1,173,700,525.45	1,081.42	7.92%	8.22%	8.58%	8.24%	0.00%
15-Apr-17	1,173,479,296.65	1,081.22	7.96%	8.25%	8.57%	8.24%	36300.00%
14-Apr-17	1,173,253,624.28	1,081.01	8.00%	8.28%	8.59%	8.25%	36200.00%
13-Apr-17	1,173,024,890.15	1,080.80	8.03%	8.30%	8.59%	8.25%	36100.00%
12-Apr-17	1,162,841,103.73	1,080.58	8.14%	8.32%	8.61%	8.24%	36000.00%
11-Apr-17	1,141,856,895.80	1,080.37	8.19%	8.34%	8.62%	8.24%	35900.00%
10-Apr-17	1,092,111,521.61	1,080.14	8.20%	8.36%	8.20%	8.24%	35800.00%
9-Apr-17	972,729,063.66	1,079.69	7.95%	8.24%	8.12%	8.20%	35700.00%
8-Apr-17	972,538,389.91	1,079.48	8.02%	8.27%	8.14%	8.20%	35600.00%
7-Apr-17	972,345,016.48	1,079.26	8.03%	8.29%	8.15%	8.19%	35500.00%
6-Apr-17	1,047,238,905.73	1,079.07	8.07%	8.32%	8.17%	8.20%	35400.00%
5-Apr-17	1,037,425,795.19	1,078.85	8.10%	8.34%	8.18%	8.20%	35300.00%
4-Apr-17	1,036,027,962.64	1,078.66	8.17%	8.38%	8.20%	8.21%	35200.00%
3-Apr-17	1,027,560,640.25	1,078.43	8.16%	8.38%	8.21%	8.21%	35100.00%
2-Apr-17	1,011,606,071.85	1,078.16	8.11%	8.39%	8.19%	8.20%	35000.00%
1-Apr-17	1,011,387,677.67	1,077.93	8.13%	8.40%	8.20%	8.19%	34900.00%
31-Mar-17	1,011,166,319.17	1,077.69	8.13%	8.41%	8.21%	8.20%	34800.00%
30-Mar-17	996,660,364.52	1,077.45	8.16%	8.41%	8.22%	8.20%	34700.00%
29-Mar-17	989,253,785.13	1,077.27	8.30%	8.44%	8.24%	8.21%	34600.00%
28-Mar-17	983,246,100.63	1,076.99	8.27%	8.42%	8.24%	8.20%	34500.00%
27-Mar-17	977,526,554.55	1,076.75	8.28%	8.43%	8.23%	8.19%	34400.00%
26-Mar-17	973,323,640.32	1,076.52	8.30%	8.44%	8.23%	8.23%	34300.00%
25-Mar-17	973,110,994.67	1,076.28	8.31%	8.82%	8.24%	8.23%	34200.00%
24-Mar-17	972,898,343.17	1,076.05	8.32%	8.84%	8.23%	8.21%	34100.00%

Fecha	Patrimonio neto del Fondo	Valor Cuota	Rentabilidad				
			30 días	60 días	90 días	180 días	365 días
23-Mar-17	960,362,498.73	1,075.80	8.34%	8.84%	8.22%	8.21%	34000.00%
22-Mar-17	955,324,828.28	1,075.57	8.36%	8.84%	8.23%	8.20%	33900.00%
21-Mar-17	916,370,930.69	1,075.32	8.36%	8.83%	8.22%	8.20%	33800.00%
20-Mar-17	820,786,878.78	1,075.04	8.34%	8.81%	8.21%	8.19%	33700.00%
19-Mar-17	816,887,741.67	1,074.79	8.34%	8.80%	8.20%	8.18%	33600.00%
18-Mar-17	816,713,496.78	1,074.56	8.37%	8.81%	8.29%	8.18%	33500.00%
17-Mar-17	816,539,247.10	1,074.33	8.46%	8.78%	8.30%	8.17%	33400.00%
16-Mar-17	810,466,764.86	1,074.09	8.48%	8.78%	8.30%	8.17%	33300.00%
15-Mar-17	809,584,430.13	1,073.86	8.50%	8.78%	8.30%	8.16%	33200.00%
14-Mar-17	804,443,011.82	1,073.61	8.52%	8.78%	8.31%	8.22%	33100.00%
13-Mar-17	802,177,176.81	1,073.30	8.45%	8.74%	8.25%	8.20%	33000.00%
12-Mar-17	799,669,191.09	1,073.04	8.44%	8.11%	8.21%	8.20%	32900.00%
11-Mar-17	799,498,721.96	1,072.81	8.46%	8.11%	8.19%	8.19%	32800.00%
10-Mar-17	799,328,248.14	1,072.59	8.49%	8.14%	8.22%	8.18%	32700.00%
9-Mar-17	793,209,509.18	1,072.32	8.47%	8.12%	8.20%	8.17%	32600.00%
8-Mar-17	789,640,520.24	1,072.09	8.49%	8.13%	8.20%	8.17%	32500.00%
7-Mar-17	782,051,912.35	1,071.86	8.51%	8.13%	8.20%	8.16%	32400.00%
6-Mar-17	739,550,796.17	1,071.62	8.52%	8.14%	8.06%	8.15%	32300.00%
5-Mar-17	721,629,305.76	1,071.37	8.53%	8.13%	8.05%	8.14%	32200.00%
4-Mar-17	721,478,289.35	1,071.15	8.55%	8.14%	8.05%	8.14%	32100.00%
3-Mar-17	721,327,268.80	1,070.92	8.60%	8.15%	8.05%	8.14%	32000.00%
2-Mar-17	711,738,844.89	1,070.67	8.60%	8.16%	8.04%	8.13%	31900.00%
1-Mar-17	712,179,362.40	1,070.44	8.63%	8.18%	8.04%	8.12%	31800.00%
28-Feb-17	701,573,687.69	1,070.17	8.59%	8.16%	8.02%	8.11%	31700.00%
27-Feb-17	648,167,619.52	1,069.87	8.51%	8.14%	8.15%	8.09%	31600.00%
26-Feb-17	648,018,014.25	1,069.62	8.51%	8.12%	8.23%	8.08%	31500.00%
25-Feb-17	647,868,406.62	1,069.37	8.52%	8.12%	8.24%	8.07%	31400.00%
24-Feb-17	647,718,796.83	1,069.13	8.51%	8.12%	8.06%	8.06%	31300.00%
23-Feb-17	657,370,675.86	1,068.88	9.27%	8.10%	8.06%	8.05%	31200.00%
22-Feb-17	658,064,017.62	1,068.64	9.30%	8.09%	8.06%	8.04%	31100.00%
21-Feb-17	657,445,123.73	1,068.38	9.27%	8.08%	8.05%	8.03%	31000.00%
20-Feb-17	639,095,003.06	1,068.12	9.25%	8.07%	8.05%	8.03%	30900.00%
19-Feb-17	637,209,867.67	1,067.88	9.24%	8.06%	8.04%	8.02%	30800.00%
18-Feb-17	637,059,731.30	1,067.63	9.22%	8.05%	7.86%	8.01%	30700.00%
17-Feb-17	636,909,592.56	1,067.37	9.20%	8.16%	7.87%	8.00%	30600.00%
16-Feb-17	635,926,054.66	1,067.12	9.18%	8.18%	7.86%	7.99%	30500.00%
15-Feb-17	634,887,904.11	1,066.81	9.04%	8.13%	7.84%	7.97%	30400.00%
14-Feb-17	632,418,294.02	1,066.56	9.02%	8.12%	7.83%	7.96%	30300.00%
13-Feb-17	635,420,961.46	1,066.30	8.99%	8.12%	7.83%	7.94%	30200.00%
12-Feb-17	629,000,167.54	1,066.05	8.98%	8.06%	7.83%	7.93%	30100.00%
11-Feb-17	628,856,492.99	1,065.80	8.98%	8.01%	7.82%	7.93%	30000.00%
10-Feb-17	628,708,358.42	1,065.55	7.73%	7.98%	7.81%	7.98%	29900.00%
9-Feb-17	629,911,481.87	1,065.30	7.71%	8.00%	7.81%	7.97%	29800.00%
8-Feb-17	629,768,785.57	1,065.05	7.74%	7.99%	7.81%	7.96%	29700.00%
7-Feb-17	624,627,800.29	1,064.80	7.73%	7.97%	7.84%	7.95%	29600.00%
6-Feb-17	624,433,517.70	1,064.55	7.71%	7.96%	7.86%	7.94%	29500.00%
5-Feb-17	625,789,601.22	1,064.31	7.70%	7.75%	7.85%	7.94%	29400.00%
4-Feb-17	625,643,627.80	1,064.06	7.70%	7.73%	8.12%	7.93%	29300.00%
3-Feb-17	625,497,652.22	1,063.81	7.69%	7.72%	8.15%	7.92%	29200.00%
2-Feb-17	626,305,694.53	1,063.57	7.67%	7.71%	8.14%	7.91%	29100.00%
1-Feb-17	623,427,414.10	1,063.30	7.64%	7.68%	8.13%	7.90%	29000.00%

Fecha	Patrimonio neto del Fondo	Valor Cuota	Rentabilidad				
			30 días	60 días	90 días	180 días	365 días
31-Jan-17	620,546,403.04	1,063.05	7.67%	7.67%	8.13%	7.90%	28900.00%
30-Jan-17	619,513,124.77	1,062.79	7.66%	7.65%	8.12%	7.89%	28800.00%
29-Jan-17	619,380,407.51	1,062.57	7.67%	7.88%	8.12%	7.88%	28700.00%
28-Jan-17	619,243,056.72	1,062.33	7.70%	8.01%	8.14%	7.88%	28600.00%
27-Jan-17	619,101,029.57	1,062.09	7.68%	8.02%	8.14%	7.87%	28500.00%
26-Jan-17	593,993,723.22	1,061.84	7.67%	7.75%	8.13%	7.87%	28400.00%
25-Jan-17	593,016,539.87	1,061.59	7.66%	7.75%	8.12%	7.86%	28300.00%
24-Jan-17	597,731,830.14	1,060.68	6.88%	7.37%	7.85%	7.73%	28200.00%
23-Jan-17	548,580,832.97	1,060.42	6.83%	7.35%	7.83%	7.72%	28100.00%
22-Jan-17	548,211,601.56	1,060.19	6.83%	7.36%	7.81%	7.72%	28000.00%
21-Jan-17	548,089,703.83	1,059.95	6.83%	7.36%	7.81%	7.79%	27900.00%
20-Jan-17	547,967,803.64	1,059.72	6.83%	7.10%	7.80%	7.78%	27800.00%
19-Jan-17	542,116,828.48	1,059.49	6.83%	7.12%	7.79%	7.78%	27700.00%
18-Jan-17	552,786,039.00	1,059.26	7.08%	7.13%	7.79%	7.78%	27600.00%
17-Jan-17	552,379,337.46	1,059.02	7.12%	7.13%	7.79%	7.77%	27500.00%
16-Jan-17	551,851,952.18	1,058.84	7.18%	7.16%	7.81%	7.77%	27400.00%
15-Jan-17	546,211,019.20	1,058.60	7.17%	7.17%	7.80%	7.76%	27300.00%
14-Jan-17	546,093,603.61	1,058.37	7.20%	7.18%	7.80%	7.76%	27200.00%
13-Jan-17	545,969,881.74	1,058.13	7.09%	7.16%	7.79%	7.75%	27100.00%
12-Jan-17	552,961,991.56	1,057.89	6.99%	7.16%	7.77%	7.75%	27000.00%
11-Jan-17	550,860,043.51	1,058.73	8.18%	7.78%	8.18%	7.96%	26900.00%
10-Jan-17	551,145,640.00	1,058.50	8.24%	7.79%	8.17%	7.95%	26800.00%
9-Jan-17	546,846,259.36	1,058.23	8.18%	7.82%	8.15%	7.93%	26700.00%
8-Jan-17	546,724,633.37	1,057.99	8.17%	7.85%	8.14%	7.92%	26600.00%
7-Jan-17	546,602,337.83	1,057.76	8.15%	7.85%	8.13%	7.91%	26500.00%
6-Jan-17	546,480,041.27	1,057.52	7.74%	8.25%	8.11%	7.91%	26400.00%
5-Jan-17	546,047,435.79	1,057.28	7.72%	8.29%	8.10%	7.90%	26300.00%
4-Jan-17	549,684,704.79	1,057.04	7.70%	8.29%	8.09%	7.90%	26200.00%
3-Jan-17	548,842,309.40	1,056.81	7.70%	8.29%	8.09%	7.90%	26100.00%
2-Jan-17	548,228,211.59	1,056.57	7.68%	8.29%	8.09%	7.89%	26000.00%
1-Jan-17	548,108,211.20	1,056.30	7.62%	8.27%	8.06%	7.88%	25900.00%
31-Dec-16	547,977,518.64	1,056.05	7.58%	8.27%	8.05%	7.87%	25800.00%
30-Dec-16	547,859,282.44	1,055.82	8.05%	8.30%	8.05%	7.86%	25700.00%
29-Dec-16	496,656,059.89	1,055.55	8.26%	8.27%	8.04%	7.85%	25600.00%
28-Dec-16	481,643,155.80	1,055.33	8.31%	8.27%	8.04%	7.85%	25500.00%
27-Dec-16	480,554,906.16	1,055.10	7.79%	8.26%	8.04%	7.84%	25400.00%
26-Dec-16	469,739,108.60	1,054.86	7.79%	8.25%	8.03%	7.83%	25300.00%
25-Dec-16	468,570,016.10	1,054.64	7.82%	8.25%	8.11%	7.82%	25200.00%
24-Dec-16	468,471,130.36	1,054.42	7.82%	8.23%	8.11%	7.82%	25100.00%
23-Dec-16	468,367,826.91	1,054.19	7.84%	8.22%	8.07%	7.80%	25000.00%
22-Dec-16	469,710,935.35	1,053.95	7.84%	8.21%	8.06%	7.80%	24900.00%
21-Dec-16	479,042,680.05	1,053.72	7.33%	8.20%	8.06%	7.79%	24800.00%
20-Dec-16	478,621,179.74	1,053.49	7.37%	8.20%	8.05%	7.77%	24700.00%
19-Dec-16	474,288,418.72	1,053.05	7.13%	8.07%	7.97%	7.73%	24600.00%
18-Dec-16	473,392,672.83	1,052.78	7.10%	8.04%	7.95%	7.72%	24500.00%
17-Dec-16	473,289,935.80	1,052.55	7.11%	8.04%	7.94%	7.71%	24400.00%
16-Dec-16	473,185,669.79	1,052.31	7.13%	8.03%	7.93%	7.71%	24300.00%
15-Dec-16	467,357,625.86	1,052.06	7.10%	8.01%	7.90%	7.69%	24200.00%
14-Dec-16	466,964,836.04	1,051.92	7.20%	8.04%	7.93%	7.71%	24100.00%
13-Dec-16	467,471,263.97	1,051.76	7.29%	8.07%	8.08%	7.72%	24000.00%
12-Dec-16	461,525,237.22	1,051.57	7.34%	8.08%	8.09%	7.73%	23900.00%

Fecha	Patrimonio neto del Fondo	Valor Cuota	Rentabilidad				
			30 días	60 días	90 días	180 días	365 días
11-Dec-16	457,759,024.62	1,051.28	7.29%	8.04%	8.06%	7.70%	23800.00%
10-Dec-16	457,662,857.69	1,051.06	7.40%	8.04%	8.05%	7.69%	23700.00%
9-Dec-16	457,566,690.21	1,050.84	7.49%	8.02%	8.04%	7.66%	23600.00%
8-Dec-16	451,086,998.19	1,050.62	7.50%	8.00%	8.03%	7.66%	23500.00%
7-Dec-16	449,906,991.47	1,050.74	8.71%	8.20%	8.16%	7.72%	23400.00%
6-Dec-16	449,883,240.40	1,050.52	8.81%	8.19%	8.15%	7.73%	23300.00%
5-Dec-16	448,844,404.54	1,050.30	8.83%	8.21%	8.14%	7.72%	23200.00%
4-Dec-16	443,208,897.23	1,050.07	8.83%	8.20%	8.12%	7.71%	23100.00%
3-Dec-16	443,117,560.82	1,049.86	8.85%	8.20%	8.12%	7.69%	23000.00%
2-Dec-16	443,024,386.71	1,049.63	8.87%	8.19%	8.11%	7.68%	22900.00%
1-Dec-16	441,097,212.89	1,049.42	8.89%	8.21%	8.10%	7.68%	22800.00%
30-Nov-16	443,403,911.84	1,048.79	8.50%	7.97%	7.93%	7.59%	22700.00%
29-Nov-16	449,997,495.97	1,048.34	8.23%	7.85%	7.83%	7.53%	22600.00%
28-Nov-16	452,867,677.32	1,048.08	8.18%	7.82%	7.82%	7.52%	22500.00%
27-Nov-16	434,765,503.12	1,048.29	8.68%	8.07%	7.97%	7.59%	22400.00%
26-Nov-16	434,666,026.82	1,048.05	8.65%	8.18%	7.95%	7.58%	22300.00%
25-Nov-16	434,566,549.85	1,047.81	8.61%	8.16%	7.94%	7.56%	22200.00%
24-Nov-16	424,095,390.13	1,047.59	8.59%	8.12%	7.93%	7.56%	22100.00%
23-Nov-16	420,942,746.03	1,047.34	8.54%	8.09%	7.90%	7.56%	22000.00%
22-Nov-16	420,584,000.27	1,047.12	8.53%	8.09%	7.89%	7.56%	21900.00%
21-Nov-16	418,244,361.14	1,047.33	9.02%	8.33%	8.08%	7.65%	21800.00%
20-Nov-16	412,387,798.13	1,047.06	8.97%	8.31%	8.05%	7.64%	21700.00%
19-Nov-16	412,294,423.77	1,046.82	8.96%	8.30%	8.03%	7.68%	21600.00%
18-Nov-16	412,201,049.78	1,046.59	8.94%	8.28%	8.01%	7.68%	21500.00%
17-Nov-16	413,660,903.86	1,046.35	8.92%	8.26%	7.99%	7.67%	21400.00%
16-Nov-16	414,751,967.62	1,046.10	8.89%	8.23%	7.97%	7.67%	21300.00%
15-Nov-16	414,672,100.12	1,045.86	8.86%	8.21%	7.95%	7.67%	21200.00%
14-Nov-16	412,333,043.27	1,045.65	8.84%	8.40%	7.94%	7.67%	21100.00%
13-Nov-16	412,159,052.23	1,045.41	8.79%	8.38%	7.92%	7.67%	21000.00%
12-Nov-16	412,067,068.46	1,045.17	8.76%	8.37%	7.91%	7.67%	20900.00%
11-Nov-16	411,972,306.60	1,044.93	8.74%	8.34%	8.01%	7.67%	20800.00%
10-Nov-16	411,379,337.34	1,044.62	8.62%	8.27%	7.97%	7.66%	20700.00%
9-Nov-16	418,856,731.28	1,044.32	8.50%	8.22%	7.93%	7.65%	20600.00%
8-Nov-16	420,004,262.95	1,044.09	8.45%	8.20%	7.92%	7.65%	20500.00%
7-Nov-16	415,485,137.37	1,043.17	7.63%	7.78%	7.63%	7.52%	20400.00%
6-Nov-16	419,483,958.59	1,042.86	7.52%	7.71%	7.60%	7.50%	20300.00%
5-Nov-16	419,391,124.81	1,042.63	7.53%	7.68%	7.59%	7.50%	20200.00%
4-Nov-16	419,298,290.90	1,042.40	7.52%	7.66%	7.57%	7.51%	20100.00%
3-Nov-16	418,617,816.26	1,042.17	7.48%	7.64%	7.56%	7.51%	20000.00%
2-Nov-16	422,656,540.42	1,041.93	7.45%	7.62%	7.55%	7.52%	19900.00%
1-Nov-16	421,375,738.09	1,041.70	7.46%	7.60%	7.55%	7.52%	19800.00%
31-Oct-16	421,188,746.03	1,041.41	7.40%	7.54%	7.53%	7.52%	19700.00%
30-Oct-16	415,717,821.67	1,041.20	7.41%	7.55%	7.51%	7.54%	19600.00%
29-Oct-16	415,631,191.29	1,040.98	7.41%	7.53%	7.50%	7.54%	19500.00%
28-Oct-16	415,544,561.27	1,040.76	7.40%	7.51%	7.50%	7.54%	19400.00%
27-Oct-16	416,677,970.63	1,040.55	7.66%	7.50%	7.50%	7.54%	19300.00%
26-Oct-16	417,353,563.17	1,040.34	7.66%	7.49%	7.51%	7.54%	19200.00%
25-Oct-16	429,038,589.70	1,040.15	7.59%	7.49%	7.51%	7.58%	19100.00%
24-Oct-16	425,731,509.74	1,039.94	7.59%	7.48%	7.52%	7.57%	19000.00%
23-Oct-16	426,301,864.91	1,039.73	7.59%	7.51%	7.53%	7.56%	18900.00%
22-Oct-16	426,212,585.46	1,039.51	7.58%	7.49%	7.67%	7.56%	18800.00%

Fecha	Patrimonio neto del Fondo	Valor Cuota	Rentabilidad				
			30 días	60 días	90 días	180 días	365 días
21-Oct-16	426,123,304.57	1,039.29	7.59%	7.48%	7.66%	7.56%	18700.00%
20-Oct-16	425,291,454.80	1,039.07	7.58%	7.45%	7.66%	7.55%	18600.00%
19-Oct-16	425,309,413.44	1,038.85	7.57%	7.43%	7.66%	7.55%	18500.00%
18-Oct-16	425,103,069.58	1,038.63	7.54%	7.42%	7.64%	7.55%	18400.00%
17-Oct-16	424,726,802.55	1,038.41	7.52%	7.40%	7.63%	7.56%	18300.00%
16-Oct-16	424,489,693.63	1,038.20	7.51%	7.39%	7.62%	7.55%	18200.00%
15-Oct-16	424,408,680.45	1,038.00	7.91%	7.39%	7.62%	7.60%	18100.00%
14-Oct-16	424,327,666.45	1,037.80	7.90%	7.39%	7.62%	0.00%	18000.00%
13-Oct-16	428,886,955.44	1,037.60	7.91%	7.56%	7.63%	0.00%	17900.00%
12-Oct-16	428,846,420.95	1,037.38	7.88%	7.55%	7.63%	0.00%	17800.00%
11-Oct-16	428,593,965.09	1,037.17	7.87%	7.54%	7.63%	0.00%	17700.00%
10-Oct-16	428,742,665.47	1,036.98	7.88%	7.55%	7.61%	0.00%	17600.00%
9-Oct-16	432,615,884.89	1,036.79	7.89%	7.54%	7.61%	0.00%	17500.00%
8-Oct-16	432,528,346.05	1,036.58	7.87%	7.56%	7.60%	0.00%	17400.00%
7-Oct-16	432,440,809.58	1,036.37	7.85%	7.55%	7.60%	0.00%	17300.00%
6-Oct-16	432,775,978.43	1,036.13	7.79%	7.53%	7.60%	0.00%	17200.00%
5-Oct-16	431,785,406.75	1,035.91	7.76%	7.52%	7.60%	0.00%	17100.00%
4-Oct-16	434,519,745.47	1,035.71	7.76%	7.52%	7.60%	0.00%	17000.00%
3-Oct-16	432,934,557.68	1,035.50	7.73%	7.53%	7.60%	0.00%	16900.00%
2-Oct-16	429,373,405.85	1,035.26	7.68%	7.52%	7.58%	0.00%	16800.00%
1-Oct-16	429,279,472.97	1,035.04	7.65%	7.49%	7.56%	0.00%	16700.00%
30-Sep-16	429,184,267.98	1,034.81	7.64%	7.48%	7.55%	0.00%	16600.00%
29-Sep-16	419,860,775.61	1,034.59	7.60%	7.47%	7.55%	0.00%	16500.00%
28-Sep-16	420,354,931.57	1,034.38	7.58%	7.48%	7.56%	0.00%	16400.00%
27-Sep-16	420,105,766.65	1,033.95	7.30%	7.35%	7.46%	0.00%	16300.00%
26-Sep-16	418,275,409.90	1,033.75	7.28%	7.36%	7.44%	0.00%	16200.00%
25-Sep-16	417,952,952.65	1,033.61	7.35%	7.41%	7.46%	0.00%	16100.00%
24-Sep-16	417,870,161.24	1,033.40	7.33%	7.42%	7.45%	0.00%	16000.00%
23-Sep-16	417,784,869.28	1,033.19	7.38%	7.63%	7.43%	0.00%	15900.00%
22-Sep-16	414,990,945.99	1,032.98	7.36%	7.62%	7.42%	0.00%	15800.00%
21-Sep-16	403,687,323.39	1,032.76	7.32%	7.62%	7.41%	0.00%	15700.00%
20-Sep-16	402,929,864.94	1,032.55	7.28%	7.62%	7.39%	0.00%	15600.00%
19-Sep-16	402,715,508.85	1,032.34	7.25%	7.60%	7.39%	0.00%	15500.00%
18-Sep-16	402,531,753.34	1,032.15	7.26%	7.60%	7.40%	0.00%	15400.00%
17-Sep-16	402,452,416.83	1,031.94	7.24%	7.59%	7.40%	0.00%	15300.00%
16-Sep-16	402,373,080.26	1,031.74	7.21%	7.59%	7.39%	0.00%	15200.00%
15-Sep-16	380,764,865.33	1,031.21	6.82%	7.39%	7.26%	0.00%	15100.00%
14-Sep-16	379,640,577.49	1,031.01	6.83%	7.41%	7.26%	0.00%	15000.00%
13-Sep-16	350,474,920.27	1,030.80	7.16%	7.41%	7.26%	0.00%	14900.00%
12-Sep-16	361,275,146.48	1,030.62	7.18%	7.42%	7.27%	0.00%	14800.00%
11-Sep-16	337,954,350.38	1,030.42	7.18%	7.39%	7.25%	0.00%	14700.00%
10-Sep-16	337,889,020.54	1,030.22	7.17%	7.38%	7.23%	0.00%	14600.00%
9-Sep-16	337,823,688.83	1,030.02	7.15%	7.38%	7.20%	0.00%	14500.00%
8-Sep-16	337,262,329.99	1,029.83	7.20%	7.39%	7.20%	0.00%	14400.00%
7-Sep-16	337,207,526.45	1,029.64	7.22%	7.41%	7.20%	0.00%	14300.00%
6-Sep-16	335,746,342.33	1,029.45	7.22%	7.43%	7.23%	0.00%	14200.00%
5-Sep-16	333,297,072.54	1,029.26	7.24%	7.44%	7.22%	0.00%	14100.00%
4-Sep-16	331,601,099.46	1,029.06	7.24%	7.44%	7.20%	0.00%	14000.00%
3-Sep-16	331,541,512.43	1,028.87	7.27%	7.44%	7.18%	0.00%	13900.00%
2-Sep-16	331,478,493.01	1,028.68	7.32%	7.44%	7.17%	0.00%	13800.00%
1-Sep-16	330,855,148.54	1,028.48	7.29%	7.43%	7.16%	0.00%	13700.00%

Fecha	Patrimonio neto del Fondo	Valor Cuota	Rentabilidad				
			30 días	60 días	90 días	180 días	365 días
31-Aug-16	326,193,169.82	1,028.26	7.27%	7.43%	7.15%	0.00%	13600.00%
30-Aug-16	325,382,488.42	1,028.08	7.30%	7.45%	7.14%	0.00%	13500.00%
29-Aug-16	322,310,255.67	1,027.89	7.33%	7.46%	7.14%	0.00%	13400.00%
28-Aug-16	316,424,819.08	1,027.70	7.36%	7.44%	7.13%	0.00%	13300.00%
27-Aug-16	316,365,458.76	1,027.51	7.38%	7.43%	7.11%	0.00%	13200.00%
26-Aug-16	316,306,096.82	1,027.32	7.43%	7.43%	7.11%	0.00%	13100.00%
25-Aug-16	314,723,944.52	1,027.13	7.46%	7.41%	7.12%	0.00%	13000.00%
24-Aug-16	308,997,898.56	1,026.88	7.83%	7.37%	7.10%	0.00%	12900.00%
23-Aug-16	303,860,207.61	1,026.69	7.83%	7.37%	7.12%	0.00%	12800.00%
22-Aug-16	307,820,711.09	1,026.50	7.86%	7.35%	7.13%	0.00%	12700.00%
21-Aug-16	327,297,205.23	1,026.32	7.92%	7.38%	7.15%	0.00%	12600.00%
20-Aug-16	327,238,976.32	1,026.14	7.91%	7.38%	7.24%	0.00%	12500.00%
19-Aug-16	327,176,797.09	1,025.94	7.89%	7.39%	7.26%	0.00%	12400.00%
18-Aug-16	326,822,707.33	1,025.76	7.90%	7.40%	7.27%	0.00%	12300.00%
17-Aug-16	326,864,724.91	1,025.57	7.91%	7.40%	7.29%	0.00%	12200.00%
16-Aug-16	326,999,522.55	1,025.38	7.91%	7.39%	7.31%	0.00%	12100.00%
15-Aug-16	326,936,988.58	1,025.18	7.94%	7.41%	7.31%	0.00%	12000.00%
14-Aug-16	326,521,862.27	1,024.69	7.62%	7.25%	7.20%	0.00%	11900.00%
13-Aug-16	326,458,529.51	1,024.49	7.62%	7.22%	7.23%	0.00%	11800.00%
12-Aug-16	326,395,195.61	1,024.29	7.55%	7.19%	7.24%	0.00%	11700.00%
11-Aug-16	325,543,991.67	1,024.09	7.55%	7.14%	7.26%	0.00%	11600.00%
10-Aug-16	328,897,575.34	1,023.92	7.57%	7.15%	7.29%	0.00%	11500.00%
9-Aug-16	326,813,760.87	1,023.69	7.53%	7.12%	7.29%	0.00%	11400.00%
8-Aug-16	318,336,494.45	1,023.48	7.55%	7.15%	7.30%	0.00%	11300.00%
7-Aug-16	318,166,438.24	1,023.29	7.59%	7.14%	7.31%	0.00%	11200.00%
6-Aug-16	318,103,460.20	1,023.09	7.59%	7.11%	7.33%	0.00%	11100.00%
5-Aug-16	318,040,480.91	1,022.89	7.59%	7.06%	7.35%	0.00%	11000.00%
4-Aug-16	300,064,176.18	1,022.67	7.55%	7.04%	7.37%	0.00%	10900.00%
3-Aug-16	299,182,607.95	1,022.44	7.51%	7.01%	7.37%	0.00%	10800.00%
2-Aug-16	290,659,551.80	1,022.27	7.52%	7.02%	7.40%	0.00%	10700.00%
1-Aug-16	286,089,919.24	1,022.07	7.54%	7.00%	7.43%	0.00%	10600.00%
31-Jul-16	288,076,861.90	1,021.87	7.57%	6.99%	7.47%	0.00%	10500.00%
30-Jul-16	288,016,231.47	1,021.65	7.54%	6.95%	7.47%	0.00%	10400.00%
29-Jul-16	287,955,600.52	1,021.44	7.47%	6.92%	7.47%	0.00%	10300.00%
28-Jul-16	288,968,352.29	1,021.23	7.43%	6.89%	7.47%	0.00%	10200.00%
27-Jul-16	287,558,260.04	1,021.00	7.38%	6.88%	7.47%	0.00%	10100.00%
26-Jul-16	287,141,232.86	1,020.78	7.31%	6.89%	7.52%	0.00%	10000.00%
25-Jul-16	288,027,411.84	1,020.22	6.86%	6.69%	7.36%	0.00%	9900.00%
24-Jul-16	288,287,566.78	1,020.03	6.87%	6.71%	7.37%	0.00%	9800.00%
23-Jul-16	288,225,548.27	1,019.81	6.79%	6.71%	7.36%	0.00%	9700.00%
22-Jul-16	288,163,527.80	1,019.59	6.79%	6.82%	7.35%	0.00%	9600.00%
21-Jul-16	298,774,027.14	1,019.42	6.82%	6.86%	7.35%	0.00%	9500.00%
20-Jul-16	298,173,902.66	1,019.24	6.84%	6.88%	7.36%	0.00%	9400.00%
19-Jul-16	300,352,830.69	1,019.05	6.85%	6.90%	7.37%	0.00%	9300.00%
18-Jul-16	302,765,967.64	1,018.85	6.84%	6.92%	7.40%	0.00%	9200.00%
17-Jul-16	302,959,612.60	1,018.66	6.83%	6.94%	7.40%	0.00%	9100.00%
16-Jul-16	302,894,649.59	1,018.44	6.83%	6.94%	7.48%	0.00%	9000.00%
15-Jul-16	302,829,685.20	1,018.22	6.83%	6.96%	0.00%	0.00%	8900.00%
14-Jul-16	302,706,331.64	1,018.03	6.78%	6.98%	0.00%	0.00%	8800.00%
13-Jul-16	304,527,689.66	1,017.89	6.78%	7.04%	0.00%	0.00%	8700.00%
12-Jul-16	302,898,767.97	1,017.69	6.68%	7.07%	0.00%	0.00%	8600.00%

Fecha	Patrimonio neto del Fondo	Valor Cuota	Rentabilidad				
			30 días	60 días	90 días	180 días	365 días
11-Jul-16	302,824,575.11	1,017.50	6.68%	7.09%	0.00%	0.00%	8500.00%
10-Jul-16	301,218,649.86	1,017.30	6.68%	7.11%	0.00%	0.00%	8400.00%
9-Jul-16	301,152,430.32	1,017.08	6.70%	7.11%	0.00%	0.00%	8300.00%
8-Jul-16	301,086,209.87	1,016.86	6.65%	7.12%	0.00%	0.00%	8200.00%
7-Jul-16	299,875,668.86	1,016.65	6.58%	7.16%	0.00%	0.00%	8100.00%
6-Jul-16	299,394,002.42	1,016.46	6.50%	7.19%	0.00%	0.00%	8000.00%
5-Jul-16	305,216,627.98	1,016.28	6.48%	7.22%	0.00%	0.00%	7900.00%
4-Jul-16	305,111,599.61	1,016.08	6.47%	7.25%	0.00%	0.00%	7800.00%
3-Jul-16	304,566,451.79	1,015.90	6.47%	7.30%	0.00%	0.00%	7700.00%
2-Jul-16	304,500,929.28	1,015.68	6.41%	7.35%	0.00%	0.00%	7600.00%
1-Jul-16	304,435,406.27	1,015.46	6.37%	7.35%	0.00%	0.00%	7500.00%
30-Jun-16	303,638,760.74	1,015.27	6.32%	7.36%	0.00%	0.00%	7400.00%
29-Jun-16	303,725,371.95	1,015.12	6.33%	7.40%	0.00%	0.00%	7300.00%
28-Jun-16	303,557,406.88	1,014.94	6.32%	7.42%	0.00%	0.00%	7200.00%
27-Jun-16	303,952,959.37	1,014.75	6.35%	7.52%	0.00%	0.00%	7100.00%
26-Jun-16	303,553,035.33	1,014.60	6.42%	7.53%	0.00%	0.00%	7000.00%
25-Jun-16	303,497,325.48	1,014.41	6.47%	7.53%	0.00%	0.00%	6900.00%
24-Jun-16	303,441,615.20	1,014.23	6.51%	7.54%	0.00%	0.00%	6800.00%
23-Jun-16	300,186,330.61	1,014.08	6.60%	7.56%	0.00%	0.00%	6700.00%
22-Jun-16	300,567,599.14	1,013.85	6.82%	7.54%	0.00%	0.00%	6600.00%
21-Jun-16	300,250,307.05	1,013.66	6.87%	7.54%	0.00%	0.00%	6500.00%
20-Jun-16	300,142,098.28	1,013.46	6.88%	7.56%	0.00%	0.00%	6400.00%
19-Jun-16	299,351,500.76	1,013.27	6.92%	7.59%	0.00%	0.00%	6300.00%
18-Jun-16	299,296,168.42	1,013.08	6.97%	7.60%	0.00%	0.00%	6200.00%
17-Jun-16	299,240,836.58	1,012.89	7.00%	7.74%	0.00%	0.00%	6100.00%
16-Jun-16	297,446,542.08	1,012.68	7.01%	0.00%	0.00%	0.00%	6000.00%
15-Jun-16	293,117,092.21	1,012.46	7.05%	0.00%	0.00%	0.00%	5900.00%
14-Jun-16	284,893,804.18	1,012.31	7.14%	0.00%	0.00%	0.00%	5800.00%
13-Jun-16	284,020,585.23	1,012.16	7.25%	0.00%	0.00%	0.00%	5700.00%
12-Jun-16	284,862,392.13	1,012.06	7.41%	0.00%	0.00%	0.00%	5600.00%
11-Jun-16	284,808,396.87	1,011.87	7.46%	0.00%	0.00%	0.00%	5500.00%
10-Jun-16	284,754,771.75	1,011.68	7.50%	0.00%	0.00%	0.00%	5400.00%
9-Jun-16	258,576,656.54	1,011.43	7.48%	0.00%	0.00%	0.00%	5300.00%
8-Jun-16	254,281,594.88	1,011.25	7.55%	0.00%	0.00%	0.00%	5200.00%
7-Jun-16	249,737,669.43	1,011.11	7.70%	0.00%	0.00%	0.00%	5100.00%
6-Jun-16	248,502,163.96	1,010.99	7.83%	0.00%	0.00%	0.00%	5000.00%
5-Jun-16	248,040,115.09	1,010.81	7.92%	0.00%	0.00%	0.00%	4900.00%
4-Jun-16	247,995,469.95	1,010.63	7.98%	0.00%	0.00%	0.00%	4800.00%
3-Jun-16	247,950,776.79	1,010.45	8.09%	0.00%	0.00%	0.00%	4700.00%
2-Jun-16	247,242,231.92	1,010.28	8.24%	0.00%	0.00%	0.00%	4600.00%
1-Jun-16	222,177,488.29	1,010.10	8.29%	0.00%	0.00%	0.00%	4500.00%
31-May-16	221,044,593.07	1,009.95	8.36%	0.00%	0.00%	0.00%	4400.00%
30-May-16	307,486,301.13	1,009.79	8.43%	0.00%	0.00%	0.00%	4300.00%
29-May-16	307,525,393.29	1,009.63	8.48%	0.00%	0.00%	0.00%	4200.00%
28-May-16	307,460,141.64	1,009.41	8.65%	0.00%	0.00%	0.00%	4100.00%
27-May-16	307,394,326.09	1,009.20	8.58%	0.00%	0.00%	0.00%	4000.00%
26-May-16	295,267,794.53	1,008.97	8.55%	0.00%	0.00%	0.00%	3900.00%
25-May-16	295,203,658.45	1,008.75	8.53%	0.00%	0.00%	0.00%	3800.00%
24-May-16	292,902,669.06	1,008.53	8.47%	0.00%	0.00%	0.00%	3700.00%
23-May-16	291,029,410.89	1,008.13	8.23%	0.00%	0.00%	0.00%	3600.00%
22-May-16	277,960,833.32	1,007.90	8.18%	0.00%	0.00%	0.00%	3500.00%

Fecha	Patrimonio neto del Fondo	Valor Cuota	Rentabilidad				
			30 días	60 días	90 días	180 días	365 días
21-May-16	277,901,552.59	1,007.68	8.19%	0.00%	0.00%	0.00%	3400.00%
20-May-16	277,841,098.03	1,007.46	8.22%	0.00%	0.00%	0.00%	3300.00%
19-May-16	277,933,198.31	1,007.23	8.18%	0.00%	0.00%	0.00%	3200.00%
18-May-16	285,150,813.95	1,007.02	8.42%	0.00%	0.00%	0.00%	3100.00%
17-May-16	291,332,293.80	1,006.80	0.00%	0.00%	0.00%	0.00%	3000.00%
16-May-16	305,315,995.34	1,006.55	0.00%	0.00%	0.00%	0.00%	2900.00%
15-May-16	303,478,582.94	1,006.33	0.00%	0.00%	0.00%	0.00%	2800.00%
14-May-16	303,405,968.99	1,006.08	0.00%	0.00%	0.00%	0.00%	2700.00%
13-May-16	303,333,356.24	1,005.84	0.00%	0.00%	0.00%	0.00%	2600.00%
12-May-16	292,976,539.17	1,005.61	0.00%	0.00%	0.00%	0.00%	2500.00%
11-May-16	289,165,067.99	1,005.39	0.00%	0.00%	0.00%	0.00%	2400.00%
10-May-16	301,149,373.57	1,005.16	0.00%	0.00%	0.00%	0.00%	2300.00%
9-May-16	295,078,997.38	1,004.92	0.00%	0.00%	0.00%	0.00%	2200.00%
8-May-16	278,242,417.78	1,004.67	0.00%	0.00%	0.00%	0.00%	2100.00%
7-May-16	278,176,444.90	1,004.43	0.00%	0.00%	0.00%	0.00%	2000.00%
6-May-16	278,110,473.06	1,004.19	0.00%	0.00%	0.00%	0.00%	1900.00%
5-May-16	281,298,479.91	1,003.96	0.00%	0.00%	0.00%	0.00%	1800.00%
4-May-16	250,384,877.54	1,003.69	0.00%	0.00%	0.00%	0.00%	1700.00%
3-May-16	246,760,861.66	1,003.39	0.00%	0.00%	0.00%	0.00%	1600.00%
2-May-16	246,557,995.72	1,003.17	0.00%	0.00%	0.00%	0.00%	1500.00%
1-May-16	246,506,043.55	1,002.96	0.00%	0.00%	0.00%	0.00%	1400.00%
30-Apr-16	246,454,092.92	1,002.75	0.00%	0.00%	0.00%	0.00%	1300.00%
29-Apr-16	246,402,143.39	1,002.54	0.00%	0.00%	0.00%	0.00%	1200.00%
28-Apr-16	142,262,510.67	1,002.19	0.00%	0.00%	0.00%	0.00%	1100.00%
27-Apr-16	134,192,473.81	1,002.03	0.00%	0.00%	0.00%	0.00%	1000.00%
26-Apr-16	132,672,418.47	1,001.83	0.00%	0.00%	0.00%	0.00%	900.00%
25-Apr-16	131,338,286.71	1,001.63	0.00%	0.00%	0.00%	0.00%	800.00%
24-Apr-16	131,314,893.17	1,001.46	0.00%	0.00%	0.00%	0.00%	700.00%
23-Apr-16	131,289,882.42	1,001.26	0.00%	0.00%	0.00%	0.00%	600.00%
22-Apr-16	131,264,871.71	1,001.07	0.00%	0.00%	0.00%	0.00%	500.00%
21-Apr-16	131,135,830.36	1,000.85	0.00%	0.00%	0.00%	0.00%	400.00%
20-Apr-16	99,119,105.85	1,000.60	0.00%	0.00%	0.00%	0.00%	300.00%
19-Apr-16	88,837,878.10	1,000.41	0.00%	0.00%	0.00%	0.00%	200.00%
18-Apr-16	86,883,751.94	1,000.00	0.00%	0.00%	0.00%	0.00%	100.00%