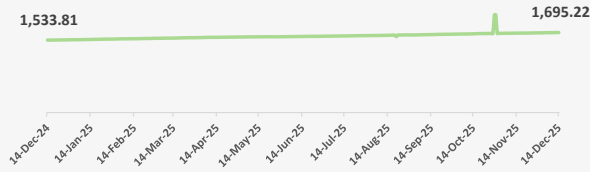
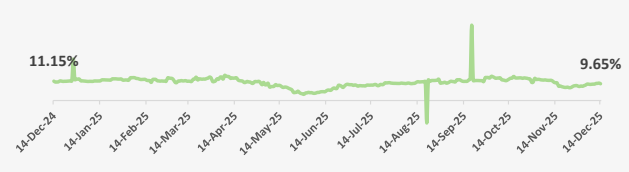


Nombre del fondo **Fondo Mutuo Renta Fija - BHD Plazo 90 Días**

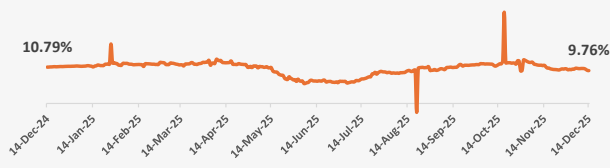
Evolución del Valor de la Cuota
(Últimos 12 meses)



Evolución de la Rentabilidad - 30 días
(Últimos 12 meses)



Evolución de la Rentabilidad - 60 días
(Últimos 12 meses)



Evolución de la Rentabilidad - 90 días
(Últimos 12 meses)



Rentabilidad Histórica

| Fecha | Patrimonio neto del Fondo | Valor Cuota | Rentabilidad | | | | |
|-----------|---------------------------|-------------|--------------|---------|---------|----------|----------|
| | | | 30 días | 60 días | 90 días | 180 días | 365 días |
| 14-Dec-25 | 1,573,620,962.37 | 1,695.22 | 9.65% | 9.76% | 10.91% | 10.47% | 10.52% |
| 13-Dec-25 | 1,573,317,605.82 | 1,694.89 | 10.03% | 9.82% | 10.95% | 10.57% | 10.53% |
| 12-Dec-25 | 1,573,014,236.58 | 1,694.57 | 9.87% | 10.11% | 10.97% | 10.57% | 10.54% |
| 11-Dec-25 | 1,571,624,309.58 | 1,694.07 | 9.82% | 10.34% | 10.95% | 10.55% | 10.54% |
| 10-Dec-25 | 1,566,694,166.88 | 1,693.23 | 9.44% | 10.38% | 10.87% | 10.49% | 10.52% |
| 9-Dec-25 | 1,565,977,806.08 | 1,692.92 | 9.45% | 10.39% | 10.96% | 10.51% | 10.53% |
| 8-Dec-25 | 1,564,103,775.11 | 1,692.48 | 9.35% | 10.35% | 10.99% | 10.51% | 10.54% |
| 7-Dec-25 | 1,519,269,185.77 | 1,692.09 | 9.28% | 10.36% | 11.39% | 10.52% | 10.55% |
| 6-Dec-25 | 1,518,987,827.75 | 1,691.78 | 9.41% | 10.44% | 11.35% | 10.46% | 10.56% |
| 5-Dec-25 | 1,518,698,512.88 | 1,691.46 | 9.43% | 10.45% | 11.38% | 10.53% | 10.57% |
| 4-Dec-25 | 1,512,569,851.24 | 1,690.31 | 8.87% | 10.16% | 11.19% | 10.43% | 10.54% |
| 3-Dec-25 | 1,511,312,862.16 | 1,689.89 | 8.58% | 10.22% | 11.32% | 10.43% | 10.55% |
| 2-Dec-25 | 1,507,554,049.55 | 1,689.03 | 8.18% | 10.02% | 11.33% | 10.38% | 10.53% |
| 1-Dec-25 | 1,507,352,359.45 | 1,689.00 | 8.38% | 10.14% | 11.46% | 10.38% | 10.65% |
| 30-Nov-25 | 1,501,897,482.00 | 1,688.33 | 8.08% | 9.97% | 11.22% | 10.43% | 10.64% |
| 29-Nov-25 | 1,501,628,663.28 | 1,688.03 | 8.26% | 10.26% | 11.36% | 10.46% | 10.65% |
| 28-Nov-25 | 1,501,355,110.73 | 1,687.72 | 8.62% | 10.31% | 11.39% | 10.43% | 10.65% |
| 27-Nov-25 | 1,502,474,905.79 | 1,687.02 | 8.52% | 10.21% | 11.32% | 10.44% | 11.69% |
| 26-Nov-25 | 1,404,086,414.63 | 1,686.64 | 8.35% | 10.26% | 10.58% | 10.45% | 10.57% |
| 25-Nov-25 | 1,401,274,786.15 | 1,685.93 | 7.84% | 10.13% | 10.64% | 10.41% | 10.57% |
| 24-Nov-25 | 1,395,546,334.49 | 1,685.08 | 7.42% | 9.95% | 10.56% | 10.39% | 10.54% |
| 23-Nov-25 | 1,422,317,101.21 | 1,684.73 | 7.40% | 9.99% | 10.60% | 10.35% | 10.54% |
| 22-Nov-25 | 1,422,053,765.62 | 1,684.42 | 7.69% | 10.05% | 10.64% | 10.28% | 10.55% |
| 21-Nov-25 | 1,421,790,418.96 | 1,684.11 | 7.56% | 10.08% | 10.67% | 10.14% | 10.56% |
| 20-Nov-25 | 1,404,761,065.99 | 1,683.74 | 7.57% | 10.10% | 10.68% | 10.26% | 10.57% |
| 19-Nov-25 | 1,402,300,651.00 | 1,683.54 | 7.79% | 10.20% | 10.75% | 10.28% | 10.61% |

| Fecha | Patrimonio neto del Fondo | Valor Cuota | Rentabilidad | | | | |
|-----------|---------------------------|-------------|--------------|---------|---------|----------|----------|
| | | | 30 días | 60 días | 90 días | 180 días | 365 días |
| 18-Nov-25 | 1,387,116,513.18 | 1,683.40 | 8.02% | 10.30% | 20.48% | 10.32% | 10.64% |
| 17-Nov-25 | 1,385,008,834.43 | 1,683.54 | 8.38% | 10.52% | 11.30% | 10.09% | 10.63% |
| 16-Nov-25 | 1,384,485,510.51 | 1,683.06 | 8.26% | 10.51% | 11.30% | 10.08% | 10.63% |
| 15-Nov-25 | 1,384,226,199.90 | 1,682.75 | 10.11% | 10.90% | 11.35% | 10.04% | 10.64% |
| 14-Nov-25 | 1,383,966,878.51 | 1,682.43 | 10.24% | 11.36% | 11.38% | 9.97% | 10.70% |
| 13-Nov-25 | 1,366,771,184.82 | 1,681.64 | 10.46% | 11.22% | 11.28% | 9.87% | 10.68% |
| 12-Nov-25 | 1,340,993,671.87 | 1,681.50 | 11.21% | 11.36% | 11.37% | 9.90% | 10.72% |
| 11-Nov-25 | 1,340,474,968.75 | 1,681.07 | 11.61% | 11.35% | 11.49% | 9.90% | 10.73% |
| 10-Nov-25 | 1,335,948,260.04 | 1,680.72 | 11.59% | 11.37% | 11.71% | 9.84% | 10.74% |
| 9-Nov-25 | 1,335,702,855.94 | 1,680.41 | 11.61% | 11.46% | 11.76% | 9.76% | 10.75% |
| 8-Nov-25 | 1,335,457,440.81 | 1,680.10 | 11.69% | 11.59% | 11.84% | 9.78% | 10.76% |
| 7-Nov-25 | 1,335,212,015.33 | 1,679.79 | 11.86% | 11.70% | 11.87% | 9.80% | 10.77% |
| 6-Nov-25 | 1,312,394,030.63 | 1,679.31 | 11.76% | 12.27% | 11.85% | 9.70% | 10.77% |
| 5-Nov-25 | 1,311,510,646.13 | 1,678.98 | 11.82% | 12.20% | 11.90% | 9.71% | 10.78% |
| 4-Nov-25 | 1,237,565,291.72 | 1,678.54 | 11.93% | 12.19% | 11.93% | 9.70% | 10.79% |
| 3-Nov-25 | 1,237,959,553.16 | 1,678.50 | 12.17% | 12.35% | 12.01% | 9.70% | 10.82% |
| 2-Nov-25 | 1,135,937,117.07 | 1,678.15 | 12.17% | 12.58% | 12.01% | 9.68% | 10.82% |
| 1-Nov-25 | 1,135,743,228.72 | 1,677.87 | 12.13% | 12.82% | 12.01% | 9.67% | 10.83% |
| 31-Oct-25 | 1,135,549,332.09 | 1,677.58 | 12.72% | 12.91% | 12.05% | 9.82% | 10.84% |
| 30-Oct-25 | 4,916,270,472.28 | 2,065.80 | 10.62% | 9.79% | 10.76% | 10.58% | 11.21% |
| 29-Oct-25 | 4,919,314,553.53 | 2,065.03 | 10.47% | 9.71% | 10.71% | 10.55% | 11.21% |
| 28-Oct-25 | 1,124,914,653.31 | 1,675.72 | 12.33% | 12.57% | 11.85% | 9.73% | 10.82% |
| 27-Oct-25 | 1,123,644,095.20 | 1,675.56 | 12.51% | 12.67% | 11.89% | 9.76% | 10.84% |
| 26-Oct-25 | 1,110,425,267.82 | 1,675.50 | 12.78% | 11.70% | 11.97% | 9.66% | 10.87% |
| 25-Oct-25 | 1,110,222,316.54 | 1,675.19 | 12.89% | 11.95% | 11.97% | 9.77% | 10.88% |
| 24-Oct-25 | 1,110,013,801.41 | 1,674.88 | 13.01% | 12.03% | 12.00% | 9.77% | 10.90% |
| 23-Oct-25 | 1,109,357,303.14 | 1,674.20 | 12.77% | 11.96% | 11.94% | 9.74% | 10.88% |
| 22-Oct-25 | 1,107,225,239.73 | 1,674.05 | 13.00% | 12.08% | 12.00% | 9.77% | 10.90% |
| 21-Oct-25 | 1,082,613,545.76 | 1,673.67 | 13.05% | 12.10% | 11.85% | 9.77% | 10.91% |
| 20-Oct-25 | 917,445,475.98 | 1,673.20 | 12.99% | 12.08% | 12.11% | 9.74% | 10.92% |
| 19-Oct-25 | 909,078,735.60 | 1,672.76 | 12.96% | 12.09% | 12.14% | 9.73% | 10.92% |
| 18-Oct-25 | 908,904,528.34 | 1,672.44 | 13.07% | 27.10% | 12.14% | 9.70% | 10.92% |
| 17-Oct-25 | 908,730,313.78 | 1,672.12 | 13.86% | 12.65% | 12.17% | 9.80% | 10.93% |
| 16-Oct-25 | 890,665,203.03 | 1,669.47 | 12.87% | 11.77% | 11.58% | 9.51% | 10.78% |
| 15-Oct-25 | 888,539,033.69 | 1,669.00 | 12.86% | 11.78% | 11.54% | 9.50% | 10.78% |
| 14-Oct-25 | 732,393,126.91 | 1,667.94 | 12.38% | 11.52% | 11.35% | 9.41% | 10.74% |
| 13-Oct-25 | 731,893,559.77 | 1,666.89 | 11.84% | 11.26% | 11.25% | 9.32% | 10.71% |
| 12-Oct-25 | 728,108,295.30 | 1,665.96 | 11.42% | 11.08% | 11.10% | 9.22% | 10.67% |
| 11-Oct-25 | 727,965,029.93 | 1,665.63 | 11.58% | 11.29% | 11.15% | 9.25% | 10.68% |
| 10-Oct-25 | 727,821,758.57 | 1,665.30 | 11.82% | 11.64% | 11.18% | 9.27% | 10.69% |
| 9-Oct-25 | 727,604,293.51 | 1,664.90 | 11.95% | 11.68% | 11.19% | 9.29% | 10.69% |
| 8-Oct-25 | 724,038,851.55 | 1,664.39 | 13.08% | 11.71% | 11.17% | 9.27% | 10.69% |
| 7-Oct-25 | 724,014,056.11 | 1,664.04 | 12.92% | 11.72% | 11.28% | 9.28% | 10.69% |
| 6-Oct-25 | 723,755,467.30 | 1,663.64 | 12.93% | 11.73% | 11.28% | 9.10% | 10.70% |
| 5-Oct-25 | 724,409,651.25 | 1,663.06 | 12.80% | 11.70% | 11.21% | 9.07% | 10.69% |
| 4-Oct-25 | 724,264,546.49 | 1,662.73 | 13.27% | 11.80% | 11.23% | 9.00% | 10.70% |
| 3-Oct-25 | 724,115,824.78 | 1,662.39 | 13.71% | 11.79% | 11.25% | 8.96% | 10.71% |
| 2-Oct-25 | 721,503,109.04 | 1,662.16 | 13.94% | 11.83% | 11.31% | 9.31% | 10.72% |
| 1-Oct-25 | 721,067,588.86 | 1,661.15 | 12.92% | 11.54% | 11.09% | 9.23% | 10.69% |
| 30-Sep-25 | 720,656,737.53 | 1,660.72 | 13.24% | 11.55% | 11.09% | 9.22% | 10.69% |
| 29-Sep-25 | 719,261,025.81 | 1,660.29 | 13.23% | 11.54% | 11.06% | 9.43% | 10.78% |

| Fecha | Patrimonio neto del Fondo | Valor Cuota | Rentabilidad | | | | |
|-----------|---------------------------|-------------|--------------|---------|---------|----------|----------|
| | | | 30 días | 60 días | 90 días | 180 días | 365 días |
| 28-Sep-25 | 708,198,474.28 | 1,659.78 | 13.15% | 11.46% | 11.03% | 9.20% | 10.77% |
| 27-Sep-25 | 708,036,403.21 | 1,659.40 | 10.93% | 11.45% | 11.02% | 9.37% | 10.77% |
| 26-Sep-25 | 707,874,326.46 | 1,659.02 | 11.37% | 11.43% | 11.03% | 9.38% | 10.77% |
| 25-Sep-25 | 707,031,992.73 | 1,658.58 | 11.43% | 11.38% | 11.02% | 9.44% | 10.70% |
| 24-Sep-25 | 707,932,976.48 | 1,658.12 | 11.47% | 11.32% | 11.10% | 9.42% | 10.70% |
| 23-Sep-25 | 707,768,875.73 | 1,657.74 | 11.52% | 11.34% | 11.07% | 9.42% | 10.70% |
| 22-Sep-25 | 710,238,754.67 | 1,657.32 | 11.51% | 11.35% | 11.04% | 9.26% | 10.65% |
| 21-Sep-25 | 710,032,054.51 | 1,656.88 | 11.49% | 11.32% | 10.89% | 9.28% | 10.65% |
| 20-Sep-25 | 709,861,151.07 | 1,656.49 | 11.55% | 11.09% | 10.86% | 9.36% | 10.65% |
| 19-Sep-25 | 709,690,241.08 | 1,656.09 | 43.33% | 11.51% | 10.87% | 9.36% | 10.52% |
| 18-Sep-25 | 708,800,884.76 | 1,655.64 | 12.49% | 11.55% | 10.87% | 9.37% | 10.43% |
| 17-Sep-25 | 705,112,772.31 | 1,654.38 | 11.85% | 11.17% | 10.43% | 9.25% | 10.52% |
| 16-Sep-25 | 703,881,195.42 | 1,652.94 | 11.08% | 10.76% | 10.15% | 9.10% | 10.29% |
| 15-Sep-25 | 704,422,790.52 | 1,652.49 | 11.05% | 10.75% | 10.32% | 9.22% | 10.29% |
| 14-Sep-25 | 701,107,852.38 | 1,652.02 | 11.01% | 10.70% | 10.28% | 9.24% | 10.29% |
| 13-Sep-25 | 700,937,682.46 | 1,651.62 | 11.08% | 10.68% | 10.25% | 9.25% | 10.29% |
| 12-Sep-25 | 700,767,505.59 | 1,651.22 | 11.43% | 10.79% | 10.26% | 9.28% | 10.28% |
| 11-Sep-25 | 700,547,052.66 | 1,650.70 | 11.97% | 10.74% | 10.24% | 9.49% | 10.27% |
| 10-Sep-25 | 700,265,783.87 | 1,650.08 | 11.86% | 10.69% | 10.19% | 9.46% | 10.26% |
| 9-Sep-25 | 699,873,964.02 | 1,649.52 | 11.88% | 10.63% | 10.15% | 9.43% | 10.25% |
| 8-Sep-25 | 699,746,356.81 | 1,647.66 | 10.68% | 10.05% | 9.62% | 9.26% | 10.14% |
| 7-Sep-25 | 699,634,505.33 | 1,647.50 | 10.89% | 10.17% | 9.79% | 9.24% | 10.16% |
| 6-Sep-25 | 699,460,163.78 | 1,647.09 | 10.95% | 10.30% | 9.78% | 9.23% | 10.15% |
| 5-Sep-25 | 699,285,815.13 | 1,646.68 | 11.08% | 10.29% | 9.79% | 9.23% | 10.16% |
| 4-Sep-25 | 699,093,461.01 | 1,645.79 | 10.60% | 10.06% | 9.66% | 9.13% | 10.12% |
| 3-Sep-25 | 696,931,967.69 | 1,644.92 | 10.16% | 9.87% | 9.45% | 9.07% | 10.09% |
| 2-Sep-25 | 697,135,956.27 | 1,644.42 | 10.01% | 9.84% | 9.59% | 9.05% | 10.09% |
| 1-Sep-25 | 697,567,116.48 | 1,644.64 | 10.54% | 10.11% | 9.78% | 9.31% | 10.15% |
| 31-Aug-25 | 697,308,541.34 | 1,643.84 | 10.22% | 9.86% | 9.58% | 9.25% | 10.11% |
| 30-Aug-25 | 697,132,661.37 | 1,643.42 | 10.13% | 9.86% | 9.69% | 9.26% | 10.11% |
| 29-Aug-25 | 696,956,747.12 | 1,643.01 | 10.08% | 9.82% | 9.69% | 9.10% | 10.11% |
| 28-Aug-25 | 697,971,937.59 | 1,645.31 | 12.24% | 10.93% | 10.43% | 9.45% | 10.30% |
| 27-Aug-25 | 697,788,455.13 | 1,644.40 | 11.76% | 10.69% | 10.36% | 9.37% | 10.41% |
| 26-Aug-25 | 697,556,859.97 | 1,643.89 | 11.59% | 10.65% | 10.23% | 9.36% | 10.29% |
| 25-Aug-25 | 696,750,772.73 | 1,643.39 | 11.53% | 10.62% | 10.04% | 9.60% | 10.30% |
| 24-Aug-25 | 696,589,921.83 | 1,642.95 | 11.52% | 10.73% | 9.73% | 9.59% | 10.29% |
| 23-Aug-25 | 696,416,711.92 | 1,642.54 | 11.48% | 10.69% | 9.95% | 9.61% | 10.29% |
| 22-Aug-25 | 696,243,502.79 | 1,642.13 | 11.01% | 10.64% | 9.94% | 9.60% | 10.28% |
| 21-Aug-25 | 696,123,860.05 | 1,641.67 | 11.79% | 10.40% | 9.92% | 9.61% | 10.46% |
| 20-Aug-25 | 660,734,521.11 | 1,607.80 | -12.90% | -2.65% | 0.56% | 5.12% | 8.12% |
| 19-Aug-25 | 696,831,518.81 | 1,639.70 | 10.88% | 9.88% | 9.01% | 9.45% | 10.28% |
| 18-Aug-25 | 702,046,608.40 | 1,639.22 | 10.84% | 9.87% | 8.88% | 9.45% | 10.30% |
| 17-Aug-25 | 702,698,701.02 | 1,638.73 | 10.79% | 9.53% | 8.70% | 9.44% | 10.29% |
| 16-Aug-25 | 702,523,074.77 | 1,638.32 | 10.73% | 9.53% | 8.59% | 9.46% | 10.29% |
| 15-Aug-25 | 702,347,441.28 | 1,637.91 | 10.69% | 9.80% | 8.58% | 9.77% | 10.28% |
| 14-Aug-25 | 702,796,311.78 | 1,637.43 | 10.84% | 9.72% | 8.56% | 9.58% | 10.28% |
| 13-Aug-25 | 702,624,624.39 | 1,636.61 | 10.47% | 9.51% | 8.31% | 9.52% | 10.25% |
| 12-Aug-25 | 702,521,014.65 | 1,635.44 | 9.93% | 9.21% | 7.92% | 9.42% | 10.20% |
| 11-Aug-25 | 706,279,154.92 | 1,634.95 | 9.86% | 9.18% | 7.92% | 9.42% | 10.20% |
| 10-Aug-25 | 705,845,026.27 | 1,634.36 | 9.73% | 9.12% | 7.88% | 9.41% | 10.19% |
| 9-Aug-25 | 705,680,062.40 | 1,633.98 | 9.79% | 9.14% | 7.71% | 9.43% | 10.19% |

| Fecha | Patrimonio neto del Fondo | Valor Cuota | Rentabilidad | | | | |
|-----------|---------------------------|-------------|--------------|---------|---------|----------|----------|
| | | | 30 días | 60 días | 90 días | 180 días | 365 días |
| 8-Aug-25 | 705,501,036.46 | 1,633.57 | 10.04% | 8.93% | 7.70% | 9.44% | 10.19% |
| 7-Aug-25 | 696,224,379.95 | 1,633.08 | 9.97% | 9.05% | 7.67% | 9.38% | 10.19% |
| 6-Aug-25 | 695,812,526.40 | 1,632.52 | 9.78% | 8.98% | 7.52% | 9.36% | 10.17% |
| 5-Aug-25 | 695,834,601.67 | 1,632.22 | 9.85% | 9.03% | 7.49% | 9.38% | 10.18% |
| 4-Aug-25 | 695,785,049.45 | 1,631.89 | 9.93% | 9.06% | 7.45% | 9.33% | 10.19% |
| 3-Aug-25 | 695,554,840.33 | 1,631.58 | 10.03% | 8.97% | 7.75% | 9.35% | 10.19% |
| 2-Aug-25 | 695,374,555.97 | 1,631.16 | 9.85% | 9.21% | 7.74% | 9.36% | 10.19% |
| 1-Aug-25 | 695,194,264.32 | 1,630.74 | 9.83% | 9.23% | 7.73% | 9.37% | 10.19% |
| 31-Jul-25 | 694,874,943.22 | 1,630.44 | 9.85% | 9.14% | 7.75% | 9.63% | 10.08% |
| 30-Jul-25 | 682,412,104.91 | 1,630.08 | 9.89% | 9.32% | 7.75% | 9.64% | 10.08% |
| 29-Jul-25 | 682,735,015.31 | 1,629.77 | 9.89% | 9.37% | 7.50% | 9.66% | 10.08% |
| 28-Jul-25 | 682,622,829.61 | 1,629.44 | 9.97% | 9.40% | 7.69% | 9.69% | 10.09% |
| 27-Jul-25 | 682,439,680.62 | 1,629.14 | 10.06% | 9.54% | 7.69% | 9.72% | 10.10% |
| 26-Jul-25 | 682,261,955.96 | 1,628.71 | 10.29% | 9.38% | 7.69% | 9.62% | 10.09% |
| 25-Jul-25 | 682,084,224.09 | 1,628.29 | 10.19% | 9.12% | 7.68% | 9.63% | 10.09% |
| 24-Jul-25 | 682,030,092.44 | 1,627.93 | 10.13% | 8.70% | 7.69% | 9.65% | 10.10% |
| 23-Jul-25 | 681,778,097.11 | 1,628.09 | 10.16% | 9.25% | 7.80% | 9.73% | 10.16% |
| 22-Jul-25 | 681,802,228.84 | 1,626.70 | 9.25% | 8.84% | 7.52% | 9.60% | 10.10% |
| 21-Jul-25 | 694,038,385.60 | 1,626.15 | 9.15% | 8.77% | 7.40% | 9.60% | 10.09% |
| 20-Jul-25 | 695,795,431.74 | 1,625.84 | 9.25% | 7.93% | 7.58% | 9.63% | 10.10% |
| 19-Jul-25 | 695,613,218.11 | 1,625.41 | 8.63% | 7.91% | 7.59% | 9.78% | 10.09% |
| 18-Jul-25 | 695,430,997.10 | 1,624.99 | 8.62% | 7.75% | 7.58% | 9.78% | 10.08% |
| 17-Jul-25 | 694,118,041.92 | 1,624.65 | 9.20% | 7.53% | 7.59% | 9.79% | 10.07% |
| 16-Jul-25 | 695,099,534.83 | 1,624.30 | 9.15% | 7.40% | 7.60% | 9.81% | 10.09% |
| 15-Jul-25 | 695,097,145.50 | 1,623.64 | 8.86% | 7.28% | 7.46% | 9.78% | 10.07% |
| 14-Jul-25 | 695,038,070.94 | 1,623.26 | 8.90% | 7.28% | 7.52% | 9.79% | 10.08% |
| 13-Jul-25 | 694,657,521.97 | 1,622.76 | 8.83% | 7.05% | 7.50% | 9.80% | 10.07% |
| 12-Jul-25 | 694,484,376.67 | 1,622.36 | 8.85% | 6.76% | 7.54% | 9.91% | 10.06% |
| 11-Jul-25 | 694,303,412.00 | 1,621.93 | 8.86% | 6.79% | 7.52% | 9.92% | 10.09% |
| 10-Jul-25 | 694,084,493.83 | 1,621.49 | 8.41% | 6.78% | 7.50% | 9.93% | 10.09% |
| 9-Jul-25 | 693,813,859.24 | 1,620.77 | 8.46% | 6.40% | 7.07% | 9.89% | 10.07% |
| 8-Jul-25 | 693,869,082.94 | 1,620.38 | 8.45% | 6.39% | 7.05% | 9.90% | 10.07% |
| 7-Jul-25 | 694,615,498.07 | 1,620.04 | 8.52% | 6.41% | 6.92% | 9.96% | 10.08% |
| 6-Jul-25 | 694,128,554.81 | 1,619.66 | 8.55% | 6.26% | 6.82% | 9.97% | 10.08% |
| 5-Jul-25 | 693,948,027.68 | 1,619.24 | 8.26% | 6.16% | 7.46% | 9.98% | 10.08% |
| 4-Jul-25 | 693,767,492.61 | 1,618.82 | 8.74% | 6.07% | 7.45% | 10.00% | 10.08% |
| 3-Jul-25 | 693,841,719.85 | 1,618.62 | 8.96% | 6.54% | 7.49% | 10.03% | 10.09% |
| 2-Jul-25 | 698,921,362.12 | 1,618.21 | 8.70% | 6.53% | 7.92% | 10.03% | 10.09% |
| 1-Jul-25 | 699,057,708.86 | 1,617.90 | 9.08% | 6.56% | 7.50% | 10.04% | 10.09% |
| 30-Jun-25 | 698,724,658.26 | 1,617.50 | 9.11% | 6.56% | 7.84% | 10.06% | 10.06% |
| 29-Jun-25 | 697,278,002.57 | 1,617.18 | 9.17% | 6.57% | 7.87% | 10.09% | 10.07% |
| 28-Jun-25 | 697,101,006.53 | 1,616.77 | 9.36% | 6.15% | 7.98% | 10.09% | 10.06% |
| 27-Jun-25 | 696,924,003.24 | 1,616.36 | 9.06% | 6.41% | 7.97% | 10.11% | 10.06% |
| 26-Jun-25 | 697,231,170.81 | 1,615.66 | 8.31% | 6.25% | 7.87% | 10.08% | 10.05% |
| 25-Jun-25 | 697,669,796.43 | 1,615.36 | 7.51% | 6.30% | 7.58% | 10.11% | 10.05% |
| 24-Jun-25 | 697,838,721.99 | 1,615.07 | 8.25% | 6.34% | 7.66% | 10.13% | 10.06% |
| 23-Jun-25 | 695,706,951.66 | 1,615.20 | 8.66% | 6.54% | 7.97% | 10.22% | 10.10% |
| 22-Jun-25 | 701,384,912.90 | 1,614.92 | 8.74% | 6.54% | 7.98% | 10.26% | 10.10% |
| 21-Jun-25 | 701,196,698.55 | 1,614.49 | 6.97% | 6.49% | 8.00% | 10.27% | 10.10% |
| 20-Jun-25 | 701,008,476.56 | 1,614.06 | 6.92% | 6.36% | 7.98% | 10.28% | 10.10% |
| 19-Jun-25 | 701,288,732.06 | 1,614.39 | 7.21% | 6.89% | 8.17% | 10.40% | 10.15% |

| Fecha | Patrimonio neto del Fondo | Valor Cuota | Rentabilidad | | | | |
|-----------|---------------------------|-------------|--------------|---------|---------|----------|----------|
| | | | 30 días | 60 días | 90 días | 180 días | 365 días |
| 18-Jun-25 | 701,113,676.48 | 1,613.99 | 6.73% | 6.91% | 8.41% | 10.41% | 10.15% |
| 17-Jun-25 | 700,342,800.07 | 1,612.94 | 5.90% | 6.64% | 8.28% | 10.34% | 10.08% |
| 16-Jun-25 | 707,440,146.76 | 1,612.65 | 5.97% | 6.68% | 8.34% | 10.36% | 10.06% |
| 15-Jun-25 | 702,313,501.33 | 1,612.35 | 6.03% | 6.71% | 8.42% | 10.39% | 10.06% |
| 14-Jun-25 | 702,130,866.04 | 1,611.93 | 5.63% | 6.60% | 8.87% | 10.40% | 10.06% |
| 13-Jun-25 | 701,948,222.92 | 1,611.51 | 5.05% | 6.67% | 8.85% | 10.41% | 10.05% |
| 12-Jun-25 | 701,325,528.32 | 1,611.08 | 5.10% | 6.66% | 8.84% | 10.42% | 10.05% |
| 11-Jun-25 | 715,849,620.64 | 1,610.66 | 5.09% | 6.72% | 8.88% | 10.42% | 10.05% |
| 10-Jun-25 | 717,506,725.85 | 1,610.77 | 4.99% | 6.91% | 8.91% | 10.50% | 10.09% |
| 9-Jun-25 | 716,650,014.10 | 1,609.98 | 4.66% | 6.74% | 8.77% | 10.45% | 10.06% |
| 8-Jun-25 | 716,589,006.40 | 1,609.61 | 4.67% | 6.24% | 8.79% | 10.46% | 10.06% |
| 7-Jun-25 | 716,403,215.97 | 1,609.20 | 4.35% | 6.19% | 8.72% | 10.47% | 10.06% |
| 6-Jun-25 | 716,217,417.96 | 1,608.78 | 4.15% | 5.97% | 8.71% | 10.48% | 10.07% |
| 5-Jun-25 | 716,776,485.40 | 1,608.71 | 4.25% | 5.93% | 8.80% | 10.54% | 10.09% |
| 4-Jun-25 | 715,930,796.01 | 1,607.71 | 4.55% | 6.66% | 8.98% | 10.47% | 10.05% |
| 3-Jun-25 | 717,623,940.06 | 1,607.23 | 4.47% | 6.62% | 8.94% | 10.47% | 10.04% |
| 2-Jun-25 | 718,044,212.04 | 1,607.16 | 4.72% | 6.74% | 9.06% | 10.53% | 10.04% |
| 1-Jun-25 | 718,736,230.87 | 1,606.37 | 4.40% | 7.21% | 8.62% | 10.50% | 10.01% |
| 31-May-25 | 718,545,707.10 | 1,605.95 | 4.34% | 6.54% | 8.58% | 10.53% | 10.01% |
| 30-May-25 | 718,371,974.48 | 1,605.56 | 3.54% | 7.05% | 8.57% | 10.54% | 10.01% |
| 29-May-25 | 731,465,080.08 | 1,604.92 | 3.86% | 6.97% | 8.50% | 10.71% | 9.99% |
| 28-May-25 | 731,241,847.96 | 1,604.88 | 4.06% | 7.28% | 9.10% | 10.76% | 10.02% |
| 27-May-25 | 731,577,150.90 | 1,605.09 | 4.56% | 7.51% | 9.26% | 10.86% | 10.06% |
| 26-May-25 | 719,010,420.31 | 1,605.77 | 5.40% | 7.93% | 9.60% | 10.98% | 10.13% |
| 25-May-25 | 718,422,117.68 | 1,604.58 | 4.76% | 7.13% | 9.36% | 13.04% | 10.07% |
| 24-May-25 | 718,255,548.07 | 1,604.21 | 4.67% | 7.22% | 9.40% | 10.76% | 10.06% |
| 23-May-25 | 718,088,971.53 | 1,603.84 | 4.63% | 7.47% | 9.41% | 10.79% | 10.07% |
| 22-May-25 | 719,612,953.49 | 1,605.57 | 6.09% | 8.32% | 9.99% | 11.08% | 10.21% |
| 21-May-25 | 719,070,971.81 | 1,605.20 | 6.60% | 8.37% | 10.02% | 11.09% | 10.21% |
| 20-May-25 | 720,155,613.14 | 1,605.17 | 6.93% | 8.50% | 10.14% | 11.15% | 10.24% |
| 19-May-25 | 720,291,635.42 | 1,605.36 | 7.39% | 8.73% | 10.34% | 11.24% | 10.31% |
| 18-May-25 | 719,881,444.57 | 1,605.36 | 7.70% | 9.26% | 11.07% | 11.30% | 10.33% |
| 17-May-25 | 719,713,852.26 | 1,604.99 | 7.71% | 9.34% | 10.73% | 11.35% | 10.33% |
| 16-May-25 | 719,546,253.09 | 1,604.61 | 7.53% | 9.40% | 10.73% | 11.38% | 10.33% |
| 15-May-25 | 717,380,505.93 | 1,604.69 | 8.06% | 9.67% | 10.85% | 11.37% | 10.34% |
| 14-May-25 | 717,314,972.72 | 1,605.00 | 8.66% | 10.65% | 11.08% | 11.47% | 10.34% |
| 13-May-25 | 713,783,715.09 | 1,604.51 | 8.72% | 10.60% | 11.08% | 11.46% | 10.32% |
| 12-May-25 | 710,598,285.30 | 1,604.09 | 8.66% | 10.58% | 11.11% | 11.56% | 10.32% |
| 11-May-25 | 710,720,142.43 | 1,604.33 | 9.16% | 10.92% | 11.31% | 11.68% | 10.36% |
| 10-May-25 | 710,555,661.57 | 1,603.96 | 8.13% | 10.77% | 11.23% | 11.72% | 10.36% |
| 9-May-25 | 710,391,173.96 | 1,603.59 | 8.08% | 10.73% | 11.24% | 11.74% | 10.36% |
| 8-May-25 | 779,952,285.50 | 1,603.58 | 7.95% | 10.91% | 11.35% | 11.80% | 10.38% |
| 7-May-25 | 779,555,845.53 | 1,603.41 | 7.80% | 10.91% | 11.29% | 11.84% | 10.39% |
| 6-May-25 | 778,918,314.94 | 1,603.22 | 9.96% | 10.99% | 11.37% | 11.87% | 10.40% |
| 5-May-25 | 778,632,929.22 | 1,601.84 | 9.12% | 10.57% | 11.11% | 11.75% | 10.33% |
| 4-May-25 | 778,447,312.69 | 1,601.46 | 9.11% | 11.11% | 11.15% | 11.76% | 10.33% |
| 3-May-25 | 778,261,688.42 | 1,601.08 | 10.41% | 11.08% | 11.66% | 11.77% | 10.32% |
| 2-May-25 | 778,076,061.97 | 1,600.70 | 9.08% | 11.13% | 11.67% | 11.79% | 10.32% |
| 1-May-25 | 777,971,354.08 | 1,600.35 | 10.16% | 10.65% | 11.69% | 11.80% | 10.37% |
| 30-Apr-25 | 778,002,865.14 | 1,600.98 | 11.05% | 11.03% | 12.02% | 11.95% | 10.38% |
| 29-Apr-25 | 771,017,618.76 | 1,599.94 | 10.87% | 10.74% | 11.87% | 11.86% | 10.33% |

| Fecha | Patrimonio neto del Fondo | Valor Cuota | Rentabilidad | | | | |
|-----------|---------------------------|-------------|--------------|---------|---------|----------|----------|
| | | | 30 días | 60 días | 90 días | 180 días | 365 días |
| 28-Apr-25 | 766,686,786.14 | 1,599.63 | 10.90% | 10.78% | 11.70% | 11.89% | 10.33% |
| 27-Apr-25 | 766,254,486.25 | 1,599.22 | 10.85% | 11.54% | 11.73% | 11.90% | 10.33% |
| 26-Apr-25 | 766,073,684.18 | 1,598.84 | 9.87% | 11.54% | 11.76% | 11.91% | 10.33% |
| 25-Apr-25 | 765,892,874.73 | 1,598.47 | 10.05% | 11.60% | 11.77% | 11.92% | 10.32% |
| 24-Apr-25 | 765,891,606.43 | 1,598.20 | 10.67% | 11.62% | 11.82% | 11.95% | 10.32% |
| 23-Apr-25 | 764,546,947.16 | 1,597.88 | 10.67% | 11.71% | 11.88% | 11.97% | 10.32% |
| 22-Apr-25 | 779,110,023.37 | 1,597.79 | 11.01% | 11.84% | 12.00% | 12.02% | 10.34% |
| 21-Apr-25 | 778,639,111.82 | 1,596.80 | 10.47% | 11.58% | 12.13% | 11.96% | 10.29% |
| 20-Apr-25 | 776,906,868.69 | 1,596.36 | 10.39% | 11.59% | 12.13% | 11.96% | 10.28% |
| 19-Apr-25 | 776,722,466.93 | 1,595.98 | 11.16% | 11.62% | 12.15% | 11.96% | 10.28% |
| 18-Apr-25 | 776,538,057.65 | 1,595.60 | 11.31% | 11.68% | 12.17% | 11.97% | 10.27% |
| 17-Apr-25 | 776,353,640.86 | 1,595.22 | 11.43% | 12.63% | 12.18% | 12.00% | 10.27% |
| 16-Apr-25 | 775,780,568.68 | 1,595.07 | 11.80% | 12.20% | 12.28% | 12.04% | 10.28% |
| 15-Apr-25 | 775,329,843.58 | 1,594.50 | 13.04% | 12.12% | 12.28% | 12.01% | 10.27% |
| 14-Apr-25 | 705,377,672.70 | 1,594.09 | 13.00% | 12.10% | 12.50% | 12.02% | 10.26% |
| 13-Apr-25 | 705,257,557.00 | 1,593.52 | 12.83% | 12.08% | 12.48% | 11.99% | 10.25% |
| 12-Apr-25 | 705,105,751.35 | 1,593.18 | 13.02% | 12.13% | 12.51% | 12.00% | 10.25% |
| 11-Apr-25 | 704,945,431.92 | 1,592.82 | 12.73% | 12.19% | 12.53% | 12.01% | 10.25% |
| 10-Apr-25 | 704,313,332.08 | 1,593.69 | 13.71% | 12.77% | 12.90% | 12.21% | 10.33% |
| 9-Apr-25 | 703,494,822.53 | 1,593.38 | 13.83% | 12.68% | 13.04% | 12.22% | 10.33% |
| 8-Apr-25 | 703,090,466.38 | 1,593.53 | 14.09% | 12.91% | 13.22% | 12.29% | 10.36% |
| 7-Apr-25 | 702,768,975.95 | 1,593.54 | 14.43% | 13.10% | 13.37% | 12.36% | 10.39% |
| 6-Apr-25 | 699,768,341.58 | 1,590.76 | 12.34% | 11.89% | 12.72% | 12.03% | 10.22% |
| 5-Apr-25 | 699,609,028.97 | 1,590.39 | 13.46% | 11.93% | 12.73% | 12.04% | 10.22% |
| 4-Apr-25 | 699,449,709.31 | 1,590.03 | 13.41% | 11.97% | 12.73% | 12.05% | 10.22% |
| 3-Apr-25 | 698,951,831.19 | 1,588.10 | 12.17% | 11.35% | 12.30% | 11.85% | 10.10% |
| 2-Apr-25 | 699,215,355.91 | 1,589.30 | 12.54% | 12.81% | 12.79% | 12.08% | 10.20% |
| 1-Apr-25 | 698,480,706.33 | 1,587.67 | 11.36% | 12.28% | 12.47% | 11.90% | 10.11% |
| 31-Mar-25 | 697,937,777.08 | 1,587.24 | 10.93% | 12.27% | 12.47% | 11.96% | 10.11% |
| 30-Mar-25 | 697,615,137.67 | 1,586.43 | 10.94% | 12.16% | 12.39% | 11.85% | 10.07% |
| 29-Mar-25 | 697,463,951.60 | 1,586.09 | 12.98% | 12.23% | 12.44% | 11.87% | 10.07% |
| 28-Mar-25 | 697,312,759.26 | 1,585.75 | 13.51% | 11.95% | 12.47% | 11.88% | 10.06% |
| 27-Mar-25 | 691,646,000.62 | 1,586.52 | 12.90% | 11.85% | 12.13% | 11.92% | 10.14% |
| 26-Mar-25 | 691,506,908.37 | 1,585.93 | 12.67% | 11.79% | 12.10% | 11.89% | 10.07% |
| 25-Mar-25 | 691,183,005.07 | 1,584.95 | 12.33% | 11.58% | 11.97% | 11.82% | 10.09% |
| 24-Mar-25 | 691,067,477.83 | 1,584.62 | 12.37% | 11.66% | 12.03% | 11.69% | 10.09% |
| 23-Mar-25 | 682,573,289.33 | 1,584.13 | 12.28% | 11.66% | 12.02% | 11.67% | 10.08% |
| 22-Mar-25 | 682,423,875.91 | 1,583.79 | 12.37% | 12.08% | 12.07% | 11.68% | 10.08% |
| 21-Mar-25 | 682,274,457.38 | 1,583.44 | 12.45% | 12.11% | 12.12% | 11.60% | 10.06% |
| 20-Mar-25 | 681,130,790.15 | 1,582.16 | 11.85% | 11.80% | 11.91% | 11.48% | 9.99% |
| 19-Mar-25 | 676,123,845.44 | 1,581.60 | 13.42% | 11.75% | 11.89% | 11.45% | 9.98% |
| 18-Mar-25 | 703,614,734.88 | 1,581.09 | 12.38% | 11.72% | 11.88% | 11.18% | 9.96% |
| 17-Mar-25 | 701,475,038.71 | 1,580.52 | 12.22% | 11.68% | 11.85% | 11.00% | 9.94% |
| 16-Mar-25 | 700,527,935.49 | 1,578.52 | 10.94% | 11.14% | 11.46% | 11.05% | 9.83% |
| 15-Mar-25 | 700,365,600.91 | 1,578.15 | 11.06% | 11.44% | 11.49% | 10.75% | 9.82% |
| 14-Mar-25 | 700,203,260.75 | 1,577.78 | 11.14% | 11.49% | 11.52% | 10.76% | 9.81% |
| 13-Mar-25 | 699,355,774.13 | 1,577.23 | 11.10% | 11.45% | 11.48% | 10.74% | 9.80% |
| 12-Mar-25 | 698,225,444.44 | 1,577.21 | 11.44% | 11.60% | 11.59% | 10.78% | 9.76% |
| 11-Mar-25 | 691,839,509.64 | 1,576.94 | 11.31% | 11.67% | 11.63% | 10.79% | 9.76% |
| 10-Mar-25 | 671,255,899.41 | 1,576.51 | 11.28% | 11.79% | 11.63% | 10.78% | 9.75% |
| 9-Mar-25 | 690,532,127.13 | 1,576.36 | 11.47% | 11.92% | 11.72% | 10.82% | 9.76% |

| Fecha | Patrimonio neto del Fondo | Valor Cuota | Rentabilidad | | | | |
|-----------|---------------------------|-------------|--------------|---------|---------|----------|----------|
| | | | 30 días | 60 días | 90 días | 180 días | 365 días |
| 8-Mar-25 | 690,369,351.64 | 1,575.99 | 11.16% | 11.96% | 11.75% | 10.82% | 9.75% |
| 7-Mar-25 | 690,206,571.32 | 1,575.61 | 11.23% | 12.02% | 11.79% | 10.80% | 9.75% |
| 6-Mar-25 | 689,037,102.73 | 1,573.98 | 10.30% | 11.54% | 11.47% | 10.62% | 9.65% |
| 5-Mar-25 | 689,024,626.20 | 1,573.67 | 10.44% | 11.57% | 11.51% | 10.63% | 9.65% |
| 4-Mar-25 | 687,986,910.64 | 1,573.17 | 11.75% | 11.55% | 11.52% | 10.62% | 9.63% |
| 3-Mar-25 | 685,722,981.57 | 1,573.94 | 12.67% | 12.03% | 11.87% | 10.78% | 9.72% |
| 2-Mar-25 | 685,770,141.69 | 1,573.69 | 12.78% | 12.12% | 11.96% | 10.80% | 9.72% |
| 1-Mar-25 | 685,611,961.93 | 1,573.32 | 12.93% | 12.15% | 12.00% | 10.81% | 9.72% |
| 28-Feb-25 | 685,448,361.00 | 1,572.95 | 13.02% | 12.20% | 12.37% | 10.84% | 9.71% |
| 27-Feb-25 | 656,737,517.84 | 1,570.78 | 11.09% | 11.57% | 11.91% | 10.59% | 9.58% |
| 26-Feb-25 | 656,582,326.99 | 1,570.41 | 11.19% | 11.60% | 11.93% | 10.58% | 9.57% |
| 25-Feb-25 | 657,300,942.21 | 1,569.88 | 11.16% | 11.58% | 11.85% | 10.56% | 9.55% |
| 24-Feb-25 | 693,267,673.51 | 1,569.58 | 11.25% | 11.66% | 15.87% | 10.59% | 9.55% |
| 23-Feb-25 | 693,036,031.53 | 1,569.05 | 11.16% | 11.66% | 11.62% | 10.85% | 9.54% |
| 22-Feb-25 | 692,871,005.26 | 1,568.68 | 11.28% | 11.70% | 11.66% | 10.64% | 9.53% |
| 21-Feb-25 | 692,705,974.09 | 1,568.30 | 11.38% | 11.75% | 11.66% | 10.67% | 9.53% |
| 20-Feb-25 | 692,315,618.91 | 1,567.85 | 12.16% | 11.78% | 11.66% | 10.65% | 9.51% |
| 19-Feb-25 | 691,986,673.54 | 1,567.40 | 12.14% | 11.79% | 11.65% | 10.63% | 9.49% |
| 18-Feb-25 | 689,666,266.12 | 1,566.90 | 12.09% | 11.77% | 11.64% | 10.61% | 9.48% |
| 17-Feb-25 | 689,021,051.95 | 1,564.35 | 10.42% | 10.98% | 11.06% | 10.67% | 9.33% |
| 16-Feb-25 | 681,550,026.18 | 1,565.16 | 11.40% | 11.48% | 11.48% | 10.66% | 9.40% |
| 15-Feb-25 | 681,392,993.82 | 1,564.80 | 11.49% | 11.53% | 11.53% | 10.64% | 9.40% |
| 14-Feb-25 | 681,236,033.40 | 1,564.44 | 11.64% | 11.58% | 11.38% | 10.68% | 9.39% |
| 13-Feb-25 | 681,122,500.64 | 1,563.93 | 12.16% | 11.56% | 11.36% | 10.66% | 9.38% |
| 12-Feb-25 | 680,542,286.02 | 1,563.47 | 12.17% | 11.54% | 11.35% | 10.64% | 9.36% |
| 11-Feb-25 | 680,328,038.99 | 1,562.98 | 12.13% | 11.51% | 11.50% | 10.62% | 9.35% |
| 10-Feb-25 | 680,646,552.43 | 1,562.51 | 12.10% | 11.50% | 11.53% | 10.62% | 9.34% |
| 9-Feb-25 | 680,027,918.20 | 1,562.42 | 12.36% | 11.63% | 11.69% | 10.66% | 9.35% |
| 8-Feb-25 | 679,859,106.15 | 1,562.03 | 12.65% | 11.66% | 11.71% | 10.66% | 9.34% |
| 7-Feb-25 | 679,684,414.08 | 1,561.63 | 12.71% | 11.70% | 11.73% | 10.66% | 9.33% |
| 6-Feb-25 | 679,525,927.28 | 1,561.66 | 13.11% | 11.90% | 11.85% | 10.72% | 9.36% |
| 5-Feb-25 | 678,770,868.64 | 1,561.21 | 13.18% | 11.90% | 11.84% | 10.70% | 9.36% |
| 4-Feb-25 | 678,709,430.35 | 1,560.76 | 13.12% | 11.90% | 11.85% | 10.69% | 9.35% |
| 3-Feb-25 | 679,973,022.94 | 1,560.27 | 13.03% | 11.91% | 11.83% | 10.69% | 9.33% |
| 2-Feb-25 | 681,389,873.27 | 1,558.13 | 11.68% | 11.29% | 11.38% | 10.45% | 9.20% |
| 1-Feb-25 | 681,213,645.44 | 1,557.73 | 11.75% | 11.37% | 11.42% | 10.44% | 9.19% |
| 31-Jan-25 | 681,037,412.37 | 1,557.32 | 11.83% | 11.41% | 11.42% | 10.46% | 9.19% |
| 30-Jan-25 | 680,868,908.81 | 1,556.78 | 11.74% | 11.87% | 11.38% | 10.43% | 9.15% |
| 29-Jan-25 | 680,642,866.04 | 1,556.29 | 11.75% | 11.85% | 11.36% | 10.41% | 9.14% |
| 28-Jan-25 | 680,165,894.27 | 1,556.60 | 12.40% | 12.13% | 11.56% | 10.50% | 9.19% |
| 27-Jan-25 | 664,877,969.76 | 1,556.09 | 12.35% | 12.03% | 11.56% | 10.26% | 9.18% |
| 26-Jan-25 | 663,657,197.65 | 1,555.61 | 12.34% | 17.66% | 11.56% | 10.24% | 9.17% |
| 25-Jan-25 | 663,480,727.36 | 1,555.20 | 12.41% | 11.67% | 11.55% | 10.23% | 9.16% |
| 24-Jan-25 | 663,304,251.83 | 1,554.79 | 12.50% | 11.73% | 11.57% | 10.24% | 9.15% |
| 23-Jan-25 | 662,169,623.65 | 1,554.26 | 12.45% | 11.66% | 11.55% | 10.21% | 9.15% |
| 22-Jan-25 | 662,301,028.81 | 1,553.76 | 12.47% | 11.63% | 11.53% | 10.18% | 9.13% |
| 21-Jan-25 | 661,605,012.91 | 1,552.34 | 11.75% | 11.25% | 11.30% | 10.04% | 9.05% |
| 20-Jan-25 | 661,425,158.26 | 1,551.92 | 11.78% | 11.26% | 11.30% | 10.06% | 9.05% |
| 19-Jan-25 | 661,119,236.98 | 1,551.48 | 11.80% | 11.25% | 11.29% | 10.10% | 9.04% |
| 18-Jan-25 | 660,939,388.71 | 1,551.06 | 11.84% | 11.36% | 11.28% | 10.09% | 9.03% |
| 17-Jan-25 | 660,759,535.09 | 1,550.64 | 11.88% | 11.41% | 11.33% | 10.10% | 9.03% |

| Fecha | Patrimonio neto del Fondo | Valor Cuota | Rentabilidad | | | | |
|-----------|---------------------------|-------------|--------------|---------|---------|----------|----------|
| | | | 30 días | 60 días | 90 días | 180 días | 365 días |
| 16-Jan-25 | 659,368,814.44 | 1,550.16 | 11.90% | 11.16% | 11.30% | 10.08% | 9.03% |
| 15-Jan-25 | 658,817,613.38 | 1,549.62 | 11.85% | 11.11% | 11.26% | 10.06% | 9.01% |
| 14-Jan-25 | 658,615,751.64 | 1,548.46 | 11.30% | 10.82% | 11.07% | 9.93% | 8.96% |
| 13-Jan-25 | 658,338,933.38 | 1,547.99 | 11.25% | 11.05% | 11.04% | 9.90% | 8.95% |
| 12-Jan-25 | 663,686,251.56 | 1,547.55 | 11.23% | 11.10% | 11.02% | 9.92% | 8.94% |
| 11-Jan-25 | 663,504,948.54 | 1,547.13 | 11.24% | 11.20% | 11.03% | 9.91% | 8.94% |
| 10-Jan-25 | 663,323,648.06 | 1,546.70 | 11.23% | 11.21% | 11.05% | 9.90% | 8.93% |
| 9-Jan-25 | 663,492,844.10 | 1,545.96 | 11.01% | 11.11% | 10.95% | 9.85% | 8.90% |
| 8-Jan-25 | 661,119,961.26 | 1,545.48 | 11.02% | 11.08% | 10.92% | 9.83% | 8.89% |
| 7-Jan-25 | 659,589,398.15 | 1,545.01 | 11.04% | 11.05% | 10.91% | 9.87% | 8.88% |
| 6-Jan-25 | 658,380,660.43 | 1,544.48 | 10.97% | 11.03% | 10.88% | 9.85% | 8.89% |
| 5-Jan-25 | 658,223,068.68 | 1,544.11 | 11.04% | 11.06% | 10.90% | 9.87% | 8.88% |
| 4-Jan-25 | 658,065,471.93 | 1,543.74 | 11.14% | 11.09% | 10.92% | 9.87% | 8.88% |
| 3-Jan-25 | 657,883,704.63 | 1,543.31 | 11.23% | 11.13% | 10.94% | 9.87% | 8.87% |
| 2-Jan-25 | 658,133,952.34 | 1,542.82 | 11.31% | 11.10% | 10.91% | 9.85% | 8.87% |
| 1-Jan-25 | 617,956,820.23 | 1,542.33 | 11.31% | 11.06% | 10.88% | 9.83% | 8.81% |
| 31-Dec-24 | 617,786,831.02 | 1,541.90 | 12.36% | 11.06% | 10.88% | 9.83% | 8.81% |
| 30-Dec-24 | 618,064,683.95 | 1,541.41 | 12.31% | 11.03% | 10.86% | 9.81% | 8.79% |
| 29-Dec-24 | 612,948,685.63 | 1,540.90 | 12.24% | 11.03% | 10.85% | 9.79% | 8.77% |
| 28-Dec-24 | 612,773,628.07 | 1,540.46 | 12.07% | 11.03% | 10.85% | 9.77% | 8.76% |
| 27-Dec-24 | 612,590,648.76 | 1,540.00 | 23.79% | 11.01% | 11.16% | 9.71% | 8.75% |
| 26-Dec-24 | 610,310,395.17 | 1,539.49 | 11.27% | 11.00% | 11.12% | 9.69% | 8.73% |
| 25-Dec-24 | 611,374,056.54 | 1,538.98 | 11.30% | 10.97% | 11.08% | 9.67% | 8.75% |
| 24-Dec-24 | 611,190,905.45 | 1,538.52 | 11.21% | 10.95% | 11.06% | 9.66% | 8.69% |
| 23-Dec-24 | 610,794,969.56 | 1,538.00 | 11.14% | 10.97% | 10.75% | 9.65% | 8.67% |
| 22-Dec-24 | 610,419,005.60 | 1,537.49 | 11.07% | 10.94% | 10.72% | 9.62% | 8.66% |
| 21-Dec-24 | 610,235,924.20 | 1,537.03 | 11.05% | 10.91% | 10.69% | 9.61% | 8.64% |
| 20-Dec-24 | 610,052,837.38 | 1,536.57 | 11.00% | 10.89% | 10.51% | 9.60% | 8.63% |
| 19-Dec-24 | 609,338,663.25 | 1,536.11 | 11.20% | 10.93% | 10.48% | 9.59% | 8.61% |
| 18-Dec-24 | 609,246,051.72 | 1,535.64 | 11.26% | 10.90% | 10.45% | 9.57% | 8.59% |
| 17-Dec-24 | 609,141,643.70 | 1,535.14 | 10.73% | 10.86% | 9.93% | 9.56% | 8.58% |
| 16-Dec-24 | 608,455,023.01 | 1,534.67 | 10.68% | 10.85% | 9.59% | 9.55% | 8.56% |
| 15-Dec-24 | 607,698,849.56 | 1,534.21 | 10.64% | 10.80% | 10.09% | 9.55% | 8.55% |
| 14-Dec-24 | 607,537,640.15 | 1,533.81 | 11.15% | 10.79% | 9.50% | 9.49% | 8.54% |
| 13-Dec-24 | 607,376,425.60 | 1,533.40 | 11.29% | 10.80% | 9.51% | 9.44% | 8.53% |
| 12-Dec-24 | 606,739,472.20 | 1,532.97 | 11.49% | 10.83% | 9.49% | 9.42% | 8.52% |
| 11-Dec-24 | 691,839,365.50 | 1,532.55 | 11.51% | 10.81% | 9.47% | 9.41% | 8.48% |
| 10-Dec-24 | 689,382,505.58 | 1,532.10 | 11.52% | 10.77% | 9.43% | 9.38% | 8.51% |
| 9-Dec-24 | 689,321,456.47 | 1,531.60 | 11.45% | 10.75% | 9.40% | 9.38% | 8.49% |
| 8-Dec-24 | 686,150,498.10 | 1,531.12 | 11.38% | 10.73% | 9.37% | 9.36% | 8.48% |
| 7-Dec-24 | 685,950,940.56 | 1,530.67 | 11.40% | 10.72% | 9.36% | 9.36% | 8.47% |
| 6-Dec-24 | 685,751,377.11 | 1,530.23 | 11.39% | 10.71% | 9.30% | 9.35% | 8.45% |
| 5-Dec-24 | 685,245,347.27 | 1,529.73 | 11.35% | 10.72% | 9.25% | 9.33% | 8.44% |
| 4-Dec-24 | 718,984,190.78 | 1,529.20 | 11.34% | 10.66% | 9.20% | 9.30% | 8.42% |
| 3-Dec-24 | 718,604,237.57 | 1,528.61 | 11.19% | 10.58% | 9.15% | 9.29% | 8.39% |
| 2-Dec-24 | 717,508,151.03 | 1,528.12 | 11.12% | 10.55% | 9.12% | 9.28% | 8.38% |
| 1-Dec-24 | 716,798,058.36 | 1,526.39 | 10.06% | 10.04% | 8.76% | 9.09% | 8.28% |
| 30-Nov-24 | 716,598,235.96 | 1,525.97 | 10.06% | 10.06% | 8.75% | 9.08% | 8.27% |
| 29-Nov-24 | 716,399,876.23 | 1,525.55 | 10.12% | 10.05% | 8.80% | 9.03% | 8.26% |
| 28-Nov-24 | 718,413,091.61 | 1,525.33 | 10.30% | 10.59% | 8.83% | 9.05% | 8.26% |
| 27-Nov-24 | 711,583,579.08 | 1,510.46 | -1.33% | 4.85% | 4.88% | 7.03% | 7.22% |

| Fecha | Patrimonio neto del Fondo | Valor Cuota | Rentabilidad | | | | |
|-----------|---------------------------|-------------|--------------|---------|---------|----------|----------|
| | | | 30 días | 60 días | 90 días | 180 días | 365 días |
| 26-Nov-24 | 719,810,351.22 | 1,525.36 | 11.03% | 10.89% | 9.02% | 9.16% | 8.30% |
| 25-Nov-24 | 719,519,794.67 | 1,524.82 | 10.93% | 10.84% | 9.02% | 9.13% | 8.28% |
| 24-Nov-24 | 721,537,920.24 | 1,524.47 | 11.00% | 10.45% | 9.56% | 9.13% | 8.28% |
| 23-Nov-24 | 721,336,785.18 | 1,524.05 | 11.10% | 10.43% | 9.13% | 9.12% | 8.27% |
| 22-Nov-24 | 721,135,644.17 | 1,523.62 | 11.10% | 10.41% | 9.17% | 9.11% | 8.27% |
| 21-Nov-24 | 720,839,981.44 | 1,523.20 | 11.06% | 10.16% | 9.13% | 9.09% | 8.26% |
| 20-Nov-24 | 720,909,125.71 | 1,522.80 | 11.07% | 10.15% | 9.12% | 9.08% | 8.25% |
| 19-Nov-24 | 720,529,907.06 | 1,522.10 | 10.96% | 10.01% | 9.02% | 9.04% | 8.22% |
| 18-Nov-24 | 720,436,151.87 | 1,521.56 | 10.84% | 9.23% | 9.66% | 9.02% | 8.22% |
| 17-Nov-24 | 720,387,319.78 | 1,521.73 | 11.28% | 9.00% | 9.46% | 9.09% | 8.26% |
| 16-Nov-24 | 720,194,206.72 | 1,521.32 | 11.31% | 9.74% | 9.41% | 9.08% | 8.25% |
| 15-Nov-24 | 720,001,142.26 | 1,520.91 | 11.25% | 8.89% | 9.48% | 9.14% | 8.24% |
| 14-Nov-24 | 634,632,729.08 | 1,519.87 | 10.72% | 8.65% | 9.29% | 9.04% | 8.17% |
| 13-Nov-24 | 719,902,721.06 | 1,519.30 | 10.62% | 8.56% | 9.23% | 9.00% | 8.15% |
| 12-Nov-24 | 719,204,901.60 | 1,518.63 | 10.47% | 8.43% | 9.14% | 8.95% | 8.13% |
| 11-Nov-24 | 719,009,420.13 | 1,518.19 | 10.41% | 8.38% | 9.13% | 8.90% | 8.12% |
| 10-Nov-24 | 718,356,047.83 | 1,517.73 | 10.32% | 8.34% | 9.10% | 8.80% | 8.11% |
| 9-Nov-24 | 718,167,413.39 | 1,517.33 | 10.35% | 8.34% | 9.10% | 8.78% | 8.10% |
| 8-Nov-24 | 717,978,773.36 | 1,516.93 | 10.37% | 8.33% | 9.11% | 8.77% | 8.11% |
| 7-Nov-24 | 697,660,977.08 | 1,516.46 | 10.33% | 8.23% | 9.08% | 8.75% | 8.10% |
| 6-Nov-24 | 716,433,902.57 | 1,516.04 | 10.33% | 8.20% | 9.05% | 8.74% | 8.08% |
| 5-Nov-24 | 716,039,051.15 | 1,515.59 | 10.38% | 8.15% | 9.03% | 8.72% | 8.07% |
| 4-Nov-24 | 715,608,640.84 | 1,515.08 | 10.27% | 8.11% | 9.02% | 8.70% | 8.05% |
| 3-Nov-24 | 715,419,366.88 | 1,514.68 | 10.24% | 8.11% | 9.01% | 8.68% | 8.05% |
| 2-Nov-24 | 715,230,087.32 | 1,514.28 | 10.27% | 8.10% | 8.98% | 8.67% | 8.04% |
| 1-Nov-24 | 715,040,802.15 | 1,513.88 | 10.27% | 8.10% | 9.01% | 8.66% | 8.03% |
| 31-Oct-24 | 725,988,466.05 | 1,513.45 | 10.30% | 8.16% | 8.99% | 8.65% | 8.02% |
| 30-Oct-24 | 725,857,193.51 | 1,512.96 | 10.24% | 8.09% | 8.95% | 8.62% | 8.02% |
| 29-Oct-24 | 725,865,791.73 | 1,512.52 | 11.16% | 8.05% | 8.91% | 8.61% | 8.01% |
| 28-Oct-24 | 713,525,191.75 | 1,512.12 | 11.13% | 8.02% | 8.47% | 8.68% | 8.01% |
| 27-Oct-24 | 713,661,745.01 | 1,511.65 | 11.04% | 8.05% | 8.44% | 8.56% | 8.00% |
| 26-Oct-24 | 713,465,734.11 | 1,511.24 | 11.03% | 8.80% | 8.42% | 8.54% | 7.99% |
| 25-Oct-24 | 713,269,717.41 | 1,510.82 | 10.19% | 8.18% | 8.43% | 8.53% | 7.98% |
| 24-Oct-24 | 712,379,460.20 | 1,510.27 | 10.03% | 8.19% | 8.36% | 8.50% | 7.96% |
| 23-Oct-24 | 712,936,126.57 | 1,509.85 | 9.98% | 8.14% | 8.33% | 8.49% | 7.96% |
| 22-Oct-24 | 777,264,153.39 | 1,509.47 | 9.52% | 8.12% | 8.33% | 8.48% | 7.99% |
| 21-Oct-24 | 777,238,811.94 | 1,509.07 | 9.48% | 8.09% | 8.37% | 8.45% | 7.98% |
| 20-Oct-24 | 776,950,186.28 | 1,508.51 | 9.31% | 9.01% | 8.41% | 8.42% | 7.96% |
| 19-Oct-24 | 776,753,971.99 | 1,508.13 | 7.84% | 8.51% | 8.40% | 8.40% | 7.96% |
| 18-Oct-24 | 776,557,751.89 | 1,507.74 | 6.93% | 8.44% | 8.42% | 8.38% | 7.93% |
| 17-Oct-24 | 691,358,517.68 | 1,507.31 | 8.41% | 8.53% | 8.39% | 8.37% | 7.92% |
| 16-Oct-24 | 776,295,222.44 | 1,506.98 | 6.73% | 8.53% | 8.40% | 8.37% | 7.92% |
| 15-Oct-24 | 776,016,657.68 | 1,506.60 | 6.78% | 8.51% | 8.37% | 8.36% | 7.92% |
| 14-Oct-24 | 751,040,225.19 | 1,506.16 | 6.70% | 8.48% | 8.30% | 8.35% | 7.91% |
| 13-Oct-24 | 711,445,361.95 | 1,505.68 | 6.57% | 8.45% | 8.33% | 8.32% | 7.90% |
| 12-Oct-24 | 711,277,155.78 | 1,505.32 | 6.53% | 8.45% | 8.32% | 8.31% | 7.89% |
| 11-Oct-24 | 711,108,944.54 | 1,504.96 | 6.54% | 8.46% | 8.33% | 8.31% | 7.89% |
| 10-Oct-24 | 691,412,462.47 | 1,504.54 | 6.51% | 8.46% | 8.30% | 8.29% | 7.89% |
| 9-Oct-24 | 690,853,508.99 | 1,504.11 | 6.47% | 8.43% | 8.28% | 8.28% | 7.88% |
| 8-Oct-24 | 709,859,751.20 | 1,503.69 | 6.31% | 8.40% | 8.37% | 8.27% | 7.87% |
| 7-Oct-24 | 709,710,590.81 | 1,503.28 | 6.24% | 8.38% | 8.36% | 8.26% | 7.86% |

| Fecha | Patrimonio neto del Fondo | Valor Cuota | Rentabilidad | | | | |
|-----------|---------------------------|-------------|--------------|---------|---------|----------|----------|
| | | | 30 días | 60 días | 90 días | 180 días | 365 días |
| 6-Oct-24 | 708,614,852.11 | 1,502.77 | 6.09% | 8.36% | 8.35% | 8.23% | 7.85% |
| 5-Oct-24 | 708,441,624.41 | 1,502.40 | 6.13% | 8.35% | 8.35% | 8.21% | 7.84% |
| 4-Oct-24 | 708,268,391.26 | 1,502.04 | 6.14% | 8.33% | 8.37% | 8.22% | 7.83% |
| 3-Oct-24 | 708,038,295.30 | 1,501.61 | 6.11% | 8.36% | 8.34% | 8.20% | 7.82% |
| 2-Oct-24 | 708,326,216.28 | 1,501.21 | 6.10% | 8.34% | 8.33% | 8.19% | 7.81% |
| 1-Oct-24 | 707,445,083.60 | 1,500.74 | 6.19% | 8.28% | 8.30% | 8.16% | 7.80% |
| 30-Sep-24 | 707,756,319.25 | 1,500.33 | 6.11% | 8.25% | 8.29% | 8.13% | 7.80% |
| 29-Sep-24 | 706,633,687.99 | 1,498.77 | 5.10% | 7.14% | 7.96% | 7.96% | 7.70% |
| 28-Sep-24 | 706,467,717.56 | 1,498.41 | 5.09% | 7.14% | 7.94% | 7.95% | 7.70% |
| 27-Sep-24 | 706,301,749.38 | 1,498.06 | 5.22% | 7.13% | 7.85% | 7.95% | 7.69% |
| 26-Sep-24 | 705,915,540.11 | 1,497.66 | 6.76% | 7.15% | 7.83% | 7.93% | 7.66% |
| 25-Sep-24 | 706,206,038.24 | 1,498.28 | 6.34% | 7.52% | 8.10% | 8.06% | 7.73% |
| 24-Sep-24 | 705,926,400.18 | 1,497.91 | 6.52% | 7.50% | 8.10% | 8.04% | 7.72% |
| 23-Sep-24 | 705,761,612.75 | 1,497.56 | 6.47% | 7.50% | 8.13% | 8.03% | 7.74% |
| 22-Sep-24 | 705,789,694.26 | 1,497.75 | 6.89% | 7.80% | 8.27% | 8.00% | 7.77% |
| 21-Sep-24 | 705,624,923.34 | 1,497.40 | 6.87% | 7.93% | 8.27% | 8.13% | 7.77% |
| 20-Sep-24 | 705,460,147.55 | 1,497.05 | 8.91% | 7.93% | 8.28% | 8.12% | 7.76% |
| 19-Sep-24 | 705,606,143.23 | 1,498.47 | 9.36% | 8.68% | 8.77% | 8.37% | 7.88% |
| 18-Sep-24 | 616,670,322.61 | 1,499.21 | 10.13% | 9.11% | 9.06% | 8.51% | 7.95% |
| 17-Sep-24 | 705,555,166.28 | 1,496.95 | 8.82% | 8.35% | 8.56% | 8.21% | 7.81% |
| 16-Sep-24 | 702,270,118.90 | 1,498.69 | 10.51% | 9.15% | 9.14% | 8.48% | 7.83% |
| 15-Sep-24 | 702,596,613.15 | 1,498.25 | 10.43% | 9.05% | 9.14% | 8.48% | 7.81% |
| 14-Sep-24 | 702,440,001.19 | 1,497.92 | 10.43% | 9.16% | 9.04% | 8.47% | 7.81% |
| 13-Sep-24 | 702,283,384.21 | 1,497.58 | 10.50% | 9.16% | 8.96% | 8.46% | 7.81% |
| 12-Sep-24 | 702,313,364.96 | 1,497.28 | 10.55% | 9.18% | 8.96% | 8.46% | 7.80% |
| 11-Sep-24 | 677,122,424.79 | 1,496.92 | 10.56% | 9.17% | 8.95% | 8.45% | 7.81% |
| 10-Sep-24 | 701,731,187.86 | 1,496.53 | 10.60% | 9.15% | 8.91% | 8.42% | 7.66% |
| 9-Sep-24 | 701,059,970.23 | 1,496.16 | 10.57% | 9.29% | 8.93% | 8.42% | 7.64% |
| 8-Sep-24 | 700,576,492.98 | 1,495.94 | 10.67% | 9.36% | 8.98% | 8.32% | 7.65% |
| 7-Sep-24 | 700,422,842.39 | 1,495.61 | 10.71% | 9.42% | 9.00% | 8.31% | 7.64% |
| 6-Sep-24 | 700,271,468.33 | 1,495.29 | 10.81% | 9.43% | 9.01% | 8.30% | 7.56% |
| 5-Sep-24 | 700,236,215.86 | 1,494.88 | 10.76% | 9.44% | 8.99% | 8.28% | 7.55% |
| 4-Sep-24 | 700,144,033.23 | 1,494.49 | 10.70% | 9.42% | 8.98% | 8.27% | 7.53% |
| 3-Sep-24 | 699,936,190.27 | 1,494.11 | 10.80% | 9.41% | 9.01% | 8.25% | 7.50% |
| 2-Sep-24 | 699,818,645.08 | 1,493.73 | 10.76% | 9.40% | 9.01% | 8.24% | 7.48% |
| 1-Sep-24 | 698,474,314.93 | 1,493.15 | 10.56% | 9.32% | 8.96% | 8.20% | 7.45% |
| 31-Aug-24 | 698,328,158.99 | 1,492.84 | 10.56% | 9.34% | 8.97% | 8.17% | 7.45% |
| 30-Aug-24 | 698,176,891.38 | 1,492.52 | 9.32% | 9.32% | 8.89% | 8.19% | 7.45% |
| 29-Aug-24 | 733,989,679.40 | 1,492.18 | 9.31% | 9.19% | 8.89% | 8.19% | 7.46% |
| 28-Aug-24 | 733,734,740.98 | 1,491.66 | 9.16% | 9.13% | 8.84% | 8.16% | 7.47% |
| 27-Aug-24 | 697,636,611.55 | 1,489.38 | 7.67% | 8.35% | 8.32% | 7.86% | 7.32% |
| 26-Aug-24 | 698,112,845.49 | 1,490.50 | 8.84% | 8.94% | 8.73% | 8.07% | 7.42% |
| 25-Aug-24 | 697,887,475.32 | 1,489.93 | 8.61% | 8.90% | 8.66% | 8.02% | 7.39% |
| 24-Aug-24 | 697,753,977.59 | 1,489.64 | 8.67% | 8.91% | 8.68% | 8.02% | 7.39% |
| 23-Aug-24 | 697,601,142.34 | 1,489.32 | 8.86% | 8.92% | 8.69% | 8.01% | 7.41% |
| 22-Aug-24 | 696,296,977.80 | 1,488.99 | 9.16% | 8.95% | 8.67% | 8.01% | 7.41% |
| 21-Aug-24 | 696,102,588.23 | 1,486.16 | 7.11% | 7.94% | 7.97% | 7.65% | 7.23% |
| 20-Aug-24 | 696,318,827.53 | 1,487.03 | 8.19% | 8.42% | 8.33% | 7.81% | 7.31% |
| 19-Aug-24 | 695,597,910.77 | 1,486.82 | 8.30% | 8.52% | 8.36% | 7.81% | 7.31% |
| 18-Aug-24 | 776,467,887.15 | 1,486.18 | 8.05% | 8.39% | 8.28% | 7.75% | 7.28% |
| 17-Aug-24 | 776,293,858.02 | 1,485.85 | 7.99% | 8.44% | 8.28% | 7.73% | 7.28% |

| Fecha | Patrimonio neto del Fondo | Valor Cuota | Rentabilidad | | | | |
|-----------|---------------------------|-------------|--------------|---------|---------|----------|----------|
| | | | 30 días | 60 días | 90 días | 180 días | 365 días |
| 16-Aug-24 | 776,119,823.81 | 1,485.51 | 7.88% | 8.29% | 8.41% | 7.74% | 7.28% |
| 15-Aug-24 | 775,945,784.26 | 1,485.18 | 8.09% | 8.18% | 8.40% | 7.73% | 7.27% |
| 14-Aug-24 | 764,633,767.38 | 1,484.77 | 8.02% | 8.13% | 8.37% | 7.71% | 7.26% |
| 13-Aug-24 | 775,337,120.12 | 1,484.41 | 8.03% | 8.12% | 8.37% | 7.70% | 7.19% |
| 12-Aug-24 | 775,288,671.30 | 1,484.04 | 8.00% | 8.07% | 8.28% | 7.69% | 7.17% |
| 11-Aug-24 | 778,005,811.74 | 1,483.61 | 7.92% | 8.07% | 8.08% | 7.66% | 7.16% |
| 10-Aug-24 | 777,829,488.51 | 1,483.27 | 8.23% | 8.09% | 8.06% | 7.65% | 7.15% |
| 9-Aug-24 | 777,653,160.05 | 1,482.93 | 8.27% | 8.12% | 8.06% | 7.64% | 7.15% |
| 8-Aug-24 | 775,390,202.20 | 1,482.56 | 8.35% | 8.12% | 8.05% | 7.63% | 7.14% |
| 7-Aug-24 | 775,454,555.24 | 1,482.11 | 8.27% | 8.07% | 8.01% | 7.60% | 7.12% |
| 6-Aug-24 | 775,215,336.08 | 1,481.77 | 8.34% | 8.07% | 8.01% | 7.58% | 7.11% |
| 5-Aug-24 | 774,836,571.92 | 1,481.46 | 8.37% | 8.14% | 8.01% | 7.59% | 7.11% |
| 4-Aug-24 | 773,865,903.71 | 1,480.96 | 8.23% | 8.09% | 7.94% | 7.58% | 7.09% |
| 3-Aug-24 | 773,695,033.84 | 1,480.63 | 8.27% | 8.12% | 7.94% | 7.57% | 7.09% |
| 2-Aug-24 | 773,524,159.95 | 1,480.31 | 8.30% | 8.12% | 7.94% | 7.56% | 7.08% |
| 1-Aug-24 | 773,130,792.45 | 1,479.99 | 8.33% | 8.01% | 7.94% | 7.56% | 7.10% |
| 31-Jul-24 | 773,426,370.53 | 1,481.17 | 9.54% | 8.63% | 8.36% | 7.76% | 7.20% |
| 30-Jul-24 | 773,064,312.17 | 1,480.84 | 9.29% | 8.63% | 8.36% | 7.75% | 7.20% |
| 29-Jul-24 | 781,007,310.64 | 1,480.51 | 9.30% | 8.66% | 8.53% | 7.72% | 7.20% |
| 28-Jul-24 | 815,971,076.90 | 1,480.06 | 9.21% | 8.62% | 8.29% | 7.70% | 7.18% |
| 27-Jul-24 | 815,805,875.18 | 1,479.76 | 9.25% | 8.62% | 8.29% | 7.71% | 7.18% |
| 26-Jul-24 | 815,640,663.98 | 1,479.46 | 9.39% | 8.64% | 8.29% | 7.71% | 7.18% |
| 25-Jul-24 | 776,388,253.29 | 1,479.10 | 9.35% | 8.64% | 8.29% | 7.70% | 7.16% |
| 24-Jul-24 | 711,250,365.41 | 1,478.55 | 9.18% | 8.53% | 8.23% | 7.66% | 7.10% |
| 23-Jul-24 | 776,062,922.99 | 1,477.87 | 8.94% | 8.38% | 8.11% | 7.61% | 7.06% |
| 22-Jul-24 | 778,815,612.70 | 1,477.53 | 8.93% | 8.41% | 8.08% | 7.62% | 7.05% |
| 21-Jul-24 | 776,877,866.90 | 1,477.08 | 8.83% | 8.36% | 8.04% | 7.59% | 7.04% |
| 20-Jul-24 | 776,700,972.11 | 1,476.75 | 8.91% | 8.36% | 8.02% | 7.58% | 7.03% |
| 19-Jul-24 | 776,524,072.08 | 1,476.41 | 8.91% | 8.37% | 7.99% | 7.59% | 7.00% |
| 18-Jul-24 | 765,386,985.98 | 1,476.15 | 9.06% | 8.57% | 8.01% | 7.59% | 6.96% |
| 17-Jul-24 | 776,308,841.79 | 1,475.95 | 8.88% | 8.62% | 8.05% | 7.61% | 6.89% |
| 16-Jul-24 | 775,989,870.89 | 1,475.37 | 8.44% | 8.51% | 7.96% | 7.58% | 6.78% |
| 15-Jul-24 | 776,345,151.20 | 1,475.04 | 8.41% | 8.51% | 7.97% | 7.60% | 7.16% |
| 14-Jul-24 | 777,092,451.80 | 1,474.68 | 8.38% | 8.39% | 7.95% | 7.59% | 7.16% |
| 13-Jul-24 | 776,914,868.49 | 1,474.34 | 8.30% | 8.13% | 7.94% | 7.59% | 7.15% |
| 12-Jul-24 | 776,737,279.93 | 1,474.01 | 8.39% | 8.10% | 7.93% | 7.60% | 7.20% |
| 11-Jul-24 | 776,241,948.76 | 1,473.30 | 8.11% | 7.96% | 7.82% | 7.54% | 7.15% |
| 10-Jul-24 | 776,042,300.52 | 1,472.93 | 8.13% | 7.93% | 7.81% | 7.52% | 7.16% |
| 9-Jul-24 | 776,896,374.04 | 1,472.46 | 8.05% | 7.87% | 7.78% | 7.50% | 7.15% |
| 8-Jul-24 | 777,098,405.56 | 1,472.11 | 8.03% | 7.87% | 7.76% | 7.50% | 7.12% |
| 7-Jul-24 | 776,063,469.35 | 1,471.68 | 7.95% | 7.82% | 7.72% | 7.49% | 7.11% |
| 6-Jul-24 | 775,885,755.27 | 1,471.34 | 8.08% | 7.78% | 7.70% | 7.48% | 7.10% |
| 5-Jul-24 | 775,708,035.92 | 1,471.01 | 8.12% | 7.77% | 7.72% | 7.52% | 7.09% |
| 4-Jul-24 | 775,502,756.04 | 1,470.64 | 8.13% | 7.76% | 7.70% | 7.50% | 7.09% |
| 3-Jul-24 | 775,401,122.14 | 1,470.28 | 8.12% | 7.74% | 7.69% | 7.49% | 7.06% |
| 2-Jul-24 | 774,959,563.87 | 1,469.93 | 7.86% | 7.73% | 7.67% | 7.49% | 7.07% |
| 1-Jul-24 | 774,725,375.47 | 1,469.65 | 7.90% | 7.75% | 7.64% | 7.51% | 7.07% |
| 30-Jun-24 | 774,530,083.26 | 1,469.62 | 8.15% | 8.11% | 7.72% | 7.46% | 7.09% |
| 29-Jun-24 | 774,350,193.25 | 1,469.28 | 8.21% | 7.82% | 7.70% | 7.46% | 7.08% |
| 28-Jun-24 | 774,170,301.88 | 1,468.94 | 8.21% | 7.79% | 7.72% | 7.46% | 7.15% |
| 27-Jun-24 | 815,785,095.88 | 1,468.59 | 8.18% | 7.78% | 7.69% | 7.44% | 7.15% |

| Fecha | Patrimonio neto del Fondo | Valor Cuota | Rentabilidad | | | | |
|-----------|---------------------------|-------------|--------------|---------|---------|----------|----------|
| | | | 30 días | 60 días | 90 días | 180 días | 365 días |
| 26-Jun-24 | 653,201,532.01 | 1,468.12 | 8.08% | 7.72% | 7.63% | 7.41% | 7.13% |
| 25-Jun-24 | 720,463,845.55 | 1,467.83 | 8.13% | 7.74% | 7.61% | 7.41% | 7.13% |
| 24-Jun-24 | 720,075,383.21 | 1,467.48 | 8.06% | 7.70% | 7.60% | 7.39% | 7.13% |
| 23-Jun-24 | 719,876,566.98 | 1,467.09 | 7.99% | 7.63% | 7.37% | 7.44% | 7.12% |
| 22-Jun-24 | 719,717,372.54 | 1,466.76 | 8.06% | 7.62% | 7.62% | 7.34% | 7.12% |
| 21-Jun-24 | 719,558,173.38 | 1,466.44 | 8.07% | 7.60% | 7.62% | 7.33% | 7.11% |
| 20-Jun-24 | 703,340,348.84 | 1,466.01 | 7.98% | 7.52% | 7.58% | 7.31% | 7.10% |
| 19-Jun-24 | 719,026,084.56 | 1,465.67 | 7.99% | 7.52% | 7.57% | 7.30% | 7.10% |
| 18-Jun-24 | 718,535,853.22 | 1,465.24 | 8.27% | 7.47% | 7.48% | 7.27% | 7.13% |
| 17-Jun-24 | 718,938,741.75 | 1,465.26 | 8.55% | 7.60% | 7.54% | 7.30% | 7.15% |
| 16-Jun-24 | 717,051,702.66 | 1,465.21 | 8.77% | 7.72% | 7.65% | 7.32% | 7.17% |
| 15-Jun-24 | 716,908,146.27 | 1,464.92 | 8.79% | 7.72% | 7.64% | 7.33% | 7.17% |
| 14-Jun-24 | 716,748,647.12 | 1,464.59 | 8.57% | 7.71% | 7.62% | 7.31% | 7.15% |
| 13-Jun-24 | 716,601,471.28 | 1,464.36 | 8.14% | 7.74% | 7.63% | 7.32% | 7.15% |
| 12-Jun-24 | 717,396,014.06 | 1,463.91 | 7.98% | 7.68% | 7.59% | 7.29% | 7.12% |
| 11-Jun-24 | 717,214,828.00 | 1,463.54 | 7.97% | 7.66% | 7.52% | 7.27% | 7.11% |
| 10-Jun-24 | 716,828,269.62 | 1,463.15 | 7.89% | 7.65% | 7.53% | 7.26% | 7.09% |
| 9-Jun-24 | 724,450,609.45 | 1,462.78 | 7.85% | 7.62% | 7.28% | 7.18% | 7.09% |
| 8-Jun-24 | 724,288,400.59 | 1,462.46 | 7.85% | 7.60% | 7.27% | 7.25% | 7.08% |
| 7-Jun-24 | 724,126,186.93 | 1,462.13 | 7.84% | 7.58% | 7.23% | 7.24% | 7.08% |
| 6-Jun-24 | 723,405,868.31 | 1,461.64 | 7.64% | 7.54% | 7.18% | 7.21% | 7.06% |
| 5-Jun-24 | 723,791,967.28 | 1,461.26 | 7.57% | 7.50% | 7.15% | 7.19% | 7.05% |
| 4-Jun-24 | 723,617,209.91 | 1,460.88 | 7.55% | 7.48% | 7.12% | 7.17% | 7.03% |
| 3-Jun-24 | 722,921,193.38 | 1,460.54 | 7.52% | 7.45% | 7.10% | 7.16% | 7.02% |
| 2-Jun-24 | 725,582,407.69 | 1,460.50 | 7.75% | 7.51% | 7.17% | 7.19% | 7.04% |
| 1-Jun-24 | 725,419,565.22 | 1,460.17 | 7.75% | 7.50% | 7.11% | 7.18% | 7.04% |
| 31-May-24 | 725,256,717.88 | 1,459.84 | 8.23% | 7.47% | 7.14% | 7.17% | 7.01% |
| 30-May-24 | 818,580,828.29 | 1,459.43 | 7.57% | 7.47% | 7.11% | 7.15% | 6.98% |
| 29-May-24 | 818,390,277.42 | 1,459.09 | 7.52% | 7.43% | 7.10% | 7.14% | 6.97% |
| 28-May-24 | 725,223,069.57 | 1,458.78 | 7.53% | 7.40% | 7.07% | 7.14% | 7.05% |
| 27-May-24 | 655,117,658.02 | 1,458.43 | 7.51% | 7.37% | 7.07% | 7.13% | 7.04% |
| 26-May-24 | 725,010,753.67 | 1,458.09 | 7.50% | 7.34% | 7.03% | 7.11% | 7.04% |
| 25-May-24 | 724,883,545.22 | 1,457.83 | 7.50% | 7.07% | 7.03% | 7.11% | 7.04% |
| 24-May-24 | 724,726,463.50 | 1,457.51 | 7.42% | 7.43% | 7.02% | 7.11% | 6.87% |
| 23-May-24 | 709,971,814.63 | 1,457.10 | 7.32% | 7.40% | 6.98% | 7.09% | 6.91% |
| 22-May-24 | 724,351,754.48 | 1,456.78 | 7.28% | 7.38% | 6.97% | 7.08% | 6.91% |
| 21-May-24 | 723,664,146.98 | 1,456.45 | 7.21% | 7.37% | 6.97% | 7.09% | 6.91% |
| 20-May-24 | 723,494,756.45 | 1,456.10 | 7.18% | 7.27% | 6.92% | 7.09% | 6.90% |
| 19-May-24 | 723,083,897.96 | 1,455.35 | 6.82% | 7.03% | 6.76% | 7.02% | 6.87% |
| 18-May-24 | 722,930,350.95 | 1,455.04 | 6.79% | 7.08% | 6.74% | 7.00% | 6.87% |
| 17-May-24 | 722,776,799.38 | 1,454.73 | 6.82% | 7.06% | 6.75% | 7.04% | 6.87% |
| 16-May-24 | 722,383,373.39 | 1,454.41 | 6.79% | 7.03% | 6.74% | 7.03% | 6.86% |
| 15-May-24 | 722,336,030.38 | 1,454.34 | 6.99% | 7.13% | 6.80% | 7.06% | 6.88% |
| 14-May-24 | 722,522,328.33 | 1,454.63 | 7.48% | 7.37% | 6.95% | 7.13% | 6.92% |
| 13-May-24 | 725,561,168.06 | 1,454.38 | 7.54% | 7.32% | 6.96% | 7.12% | 6.80% |
| 12-May-24 | 726,192,953.44 | 1,454.02 | 7.50% | 7.34% | 6.93% | 7.11% | 6.80% |
| 11-May-24 | 726,040,984.78 | 1,453.72 | 7.56% | 7.00% | 6.91% | 7.11% | 6.80% |
| 10-May-24 | 725,889,011.91 | 1,453.41 | 7.55% | 6.99% | 6.90% | 7.11% | 6.66% |
| 9-May-24 | 724,747,512.60 | 1,453.08 | 7.49% | 6.94% | 6.88% | 7.10% | 6.65% |
| 8-May-24 | 742,614,408.29 | 1,452.77 | 7.46% | 6.93% | 6.87% | 7.10% | 6.64% |
| 7-May-24 | 741,237,797.12 | 1,452.52 | 7.57% | 6.95% | 6.86% | 7.13% | 6.61% |

| Fecha | Patrimonio neto del Fondo | Valor Cuota | Rentabilidad | | | | |
|-----------|---------------------------|-------------|--------------|---------|---------|----------|----------|
| | | | 30 días | 60 días | 90 días | 180 días | 365 días |
| 6-May-24 | 740,997,622.07 | 1,452.22 | 7.58% | 6.93% | 6.87% | 7.13% | 6.65% |
| 5-May-24 | 744,145,206.79 | 1,451.87 | 7.54% | 6.90% | 6.90% | 7.10% | 6.65% |
| 4-May-24 | 743,987,784.06 | 1,451.56 | 7.51% | 6.88% | 6.88% | 7.10% | 6.64% |
| 3-May-24 | 743,830,356.46 | 1,451.26 | 7.41% | 6.81% | 6.87% | 7.10% | 6.63% |
| 2-May-24 | 808,610,270.08 | 1,450.92 | 7.39% | 6.86% | 6.85% | 7.09% | 6.62% |
| 1-May-24 | 808,901,773.63 | 1,450.03 | 6.85% | 6.61% | 6.67% | 7.00% | 6.57% |
| 30-Apr-24 | 809,775,898.69 | 1,450.40 | 7.50% | 6.89% | 6.85% | 7.10% | 6.55% |
| 29-Apr-24 | 809,906,350.41 | 1,450.13 | 7.48% | 6.86% | 6.79% | 7.10% | 6.55% |
| 28-Apr-24 | 809,725,274.17 | 1,449.81 | 7.42% | 6.86% | 6.79% | 7.11% | 6.54% |
| 27-Apr-24 | 809,544,192.56 | 1,449.48 | 7.35% | 6.81% | 6.81% | 7.12% | 6.54% |
| 26-Apr-24 | 809,363,105.59 | 1,449.16 | 7.31% | 6.79% | 6.80% | 7.12% | 6.48% |
| 25-Apr-24 | 729,131,290.16 | 1,448.90 | 6.76% | 6.80% | 6.80% | 7.12% | 6.48% |
| 24-Apr-24 | 808,960,992.40 | 1,448.67 | 7.58% | 6.82% | 6.82% | 7.13% | 6.47% |
| 23-Apr-24 | 809,818,532.58 | 1,448.38 | 7.61% | 6.81% | 6.82% | 7.13% | 6.46% |
| 22-Apr-24 | 813,070,101.70 | 1,448.12 | 7.62% | 6.83% | 6.86% | 7.14% | 6.45% |
| 21-Apr-24 | 812,936,076.94 | 1,447.88 | 7.66% | 6.80% | 6.86% | 7.15% | 6.45% |
| 20-Apr-24 | 812,756,619.17 | 1,447.56 | 7.49% | 6.75% | 6.85% | 7.21% | 6.45% |
| 19-Apr-24 | 812,577,149.91 | 1,447.24 | 7.37% | 6.72% | 6.87% | 7.21% | 6.44% |
| 18-Apr-24 | 812,596,953.95 | 1,446.96 | 7.50% | 6.75% | 6.87% | 7.21% | 6.43% |
| 17-Apr-24 | 842,566,352.10 | 1,446.62 | 7.44% | 6.72% | 6.85% | 7.20% | 6.42% |
| 16-Apr-24 | 842,895,944.04 | 1,446.33 | 7.39% | 6.71% | 6.89% | 7.17% | 6.41% |
| 15-Apr-24 | 842,534,298.45 | 1,446.04 | 7.40% | 6.69% | 6.92% | 7.17% | 6.40% |
| 14-Apr-24 | 868,307,371.85 | 1,445.74 | 7.39% | 6.69% | 6.92% | 7.17% | 6.40% |
| 13-Apr-24 | 868,118,502.13 | 1,445.42 | 7.23% | 6.66% | 6.93% | 7.17% | 6.40% |
| 12-Apr-24 | 867,929,626.81 | 1,445.11 | 7.30% | 6.63% | 6.94% | 7.17% | 6.39% |
| 11-Apr-24 | 767,428,323.95 | 1,444.74 | 6.57% | 6.59% | 6.92% | 7.16% | 6.41% |
| 10-Apr-24 | 742,479,812.62 | 1,444.45 | 6.55% | 6.58% | 6.92% | 7.16% | 6.40% |
| 9-Apr-24 | 742,448,594.81 | 1,444.19 | 6.51% | 6.58% | 6.93% | 7.16% | 6.40% |
| 8-Apr-24 | 742,502,540.40 | 1,443.92 | 6.52% | 6.56% | 6.94% | 7.18% | 6.39% |
| 7-Apr-24 | 742,584,300.24 | 1,443.54 | 6.44% | 6.53% | 6.93% | 7.17% | 6.38% |
| 6-Apr-24 | 742,428,591.65 | 1,443.23 | 6.41% | 6.59% | 6.94% | 7.16% | 6.38% |
| 5-Apr-24 | 742,272,878.46 | 1,442.93 | 6.39% | 6.57% | 7.00% | 7.16% | 6.38% |
| 4-Apr-24 | 729,354,288.15 | 1,442.66 | 6.38% | 6.57% | 7.01% | 7.16% | 6.37% |
| 3-Apr-24 | 742,251,046.30 | 1,442.47 | 6.33% | 6.60% | 7.03% | 7.17% | 6.37% |
| 2-Apr-24 | 742,476,789.83 | 1,442.16 | 6.44% | 6.58% | 7.04% | 7.17% | 6.37% |
| 1-Apr-24 | 742,878,953.41 | 1,441.91 | 6.47% | 6.58% | 7.09% | 7.16% | 6.36% |
| 31-Mar-24 | 742,481,037.05 | 1,441.51 | 6.39% | 6.44% | 6.88% | 7.15% | 6.35% |
| 30-Mar-24 | 742,354,380.14 | 1,441.27 | 6.36% | 6.48% | 6.91% | 7.16% | 6.36% |
| 29-Mar-24 | 742,227,359.62 | 1,441.02 | 6.42% | 6.53% | 6.92% | 7.17% | 6.35% |
| 28-Mar-24 | 742,100,335.32 | 1,440.77 | 6.39% | 6.54% | 6.92% | 7.17% | 6.35% |
| 27-Mar-24 | 741,809,817.15 | 1,440.50 | 6.39% | 6.55% | 6.92% | 7.17% | 6.34% |
| 26-Mar-24 | 697,259,546.92 | 1,440.89 | 6.95% | 6.83% | 7.11% | 7.27% | 6.38% |
| 25-Mar-24 | 742,337,072.83 | 1,439.71 | 6.18% | 6.45% | 6.83% | 7.08% | 6.31% |
| 24-Mar-24 | 742,249,629.19 | 1,439.38 | 6.13% | 6.49% | 6.94% | 7.09% | 6.30% |
| 23-Mar-24 | 742,102,331.75 | 1,439.10 | 6.16% | 6.47% | 6.75% | 7.08% | 6.30% |
| 22-Mar-24 | 741,955,034.31 | 1,438.81 | 6.06% | 6.47% | 6.75% | 7.12% | 6.30% |
| 21-Mar-24 | 740,270,270.85 | 1,438.70 | 6.12% | 6.58% | 6.79% | 7.14% | 6.30% |
| 20-Mar-24 | 740,234,005.45 | 1,438.52 | 6.17% | 6.62% | 6.81% | 7.16% | 6.30% |
| 19-Mar-24 | 824,907,276.06 | 1,438.09 | 6.11% | 6.56% | 6.75% | 7.14% | 6.28% |
| 18-Mar-24 | 824,969,793.92 | 1,437.83 | 6.12% | 6.62% | 6.75% | 7.13% | 6.28% |
| 17-Mar-24 | 824,758,544.69 | 1,437.60 | 6.14% | 6.69% | 6.73% | 7.12% | 6.28% |

| Fecha | Patrimonio neto del Fondo | Valor Cuota | Rentabilidad | | | | |
|-----------|---------------------------|-------------|--------------|---------|---------|----------|----------|
| | | | 30 días | 60 días | 90 días | 180 días | 365 días |
| 16-Mar-24 | 824,589,211.55 | 1,437.30 | 6.10% | 6.69% | 6.75% | 7.13% | 6.28% |
| 15-Mar-24 | 824,419,873.32 | 1,437.01 | 6.10% | 6.72% | 6.71% | 6.87% | 6.27% |
| 14-Mar-24 | 826,095,519.72 | 1,436.88 | 6.20% | 6.82% | 6.75% | 6.89% | 6.27% |
| 13-Mar-24 | 825,372,832.60 | 1,436.49 | 6.07% | 6.77% | 6.72% | 6.87% | 6.26% |
| 12-Mar-24 | 826,533,696.02 | 1,436.98 | 6.72% | 7.09% | 6.91% | 6.99% | 6.31% |
| 11-Mar-24 | 826,179,590.88 | 1,436.72 | 6.72% | 7.10% | 6.93% | 6.97% | 6.31% |
| 10-Mar-24 | 829,115,604.82 | 1,436.50 | 6.76% | 7.15% | 6.82% | 7.01% | 6.32% |
| 9-Mar-24 | 828,950,115.73 | 1,436.22 | 6.70% | 7.18% | 6.97% | 6.73% | 6.31% |
| 8-Mar-24 | 828,784,621.73 | 1,435.93 | 6.73% | 7.19% | 6.96% | 6.71% | 6.28% |
| 7-Mar-24 | 853,363,815.23 | 1,435.67 | 6.88% | 7.30% | 6.96% | 6.71% | 6.28% |
| 6-Mar-24 | 828,742,116.11 | 1,435.40 | 6.85% | 7.31% | 6.96% | 6.71% | 6.37% |
| 5-Mar-24 | 828,421,317.07 | 1,435.14 | 6.87% | 7.32% | 6.95% | 6.55% | 6.37% |
| 4-Mar-24 | 829,225,342.81 | 1,435.00 | 6.97% | 7.39% | 6.98% | 6.58% | 6.37% |
| 3-Mar-24 | 828,749,768.86 | 1,434.57 | 6.83% | 7.39% | 6.93% | 6.52% | 6.36% |
| 2-Mar-24 | 828,581,904.03 | 1,434.28 | 6.80% | 7.13% | 6.91% | 6.48% | 6.36% |
| 1-Mar-24 | 828,414,034.22 | 1,433.99 | 6.60% | 7.16% | 6.91% | 6.44% | 6.34% |
| 29-Feb-24 | 827,910,565.49 | 1,433.77 | 6.70% | 7.18% | 6.93% | 6.45% | 6.34% |
| 28-Feb-24 | 740,082,575.04 | 1,433.46 | 6.75% | 7.16% | 6.91% | 6.44% | 6.37% |
| 27-Feb-24 | 827,349,803.68 | 1,433.25 | 6.81% | 7.18% | 6.93% | 6.45% | 6.38% |
| 26-Feb-24 | 827,194,732.31 | 1,432.98 | 6.81% | 7.18% | 6.92% | 6.48% | 6.38% |
| 25-Feb-24 | 826,886,777.31 | 1,432.71 | 6.82% | 7.15% | 6.91% | 6.53% | 6.38% |
| 24-Feb-24 | 826,731,773.78 | 1,432.44 | 6.83% | 7.34% | 6.91% | 6.52% | 6.39% |
| 23-Feb-24 | 826,576,765.54 | 1,432.17 | 6.97% | 7.07% | 6.92% | 6.51% | 6.38% |
| 22-Feb-24 | 826,584,644.04 | 1,431.85 | 6.90% | 7.05% | 6.90% | 6.50% | 6.64% |
| 21-Feb-24 | 826,350,743.68 | 1,431.68 | 6.99% | 7.08% | 6.93% | 6.51% | 6.64% |
| 20-Feb-24 | 825,875,017.18 | 1,431.50 | 7.14% | 7.12% | 6.99% | 6.57% | 6.66% |
| 19-Feb-24 | 828,704,065.01 | 1,431.26 | 7.18% | 7.11% | 7.02% | 6.58% | 6.67% |
| 18-Feb-24 | 828,441,816.21 | 1,430.91 | 7.11% | 7.05% | 6.98% | 6.57% | 6.66% |
| 17-Feb-24 | 828,288,746.36 | 1,430.64 | 7.23% | 7.01% | 6.97% | 6.57% | 6.66% |
| 16-Feb-24 | 828,135,672.05 | 1,430.38 | 7.36% | 7.06% | 7.05% | 6.56% | 6.66% |
| 15-Feb-24 | 827,588,553.42 | 1,430.13 | 7.40% | 7.03% | 7.06% | 6.56% | 6.80% |
| 14-Feb-24 | 827,742,506.91 | 1,429.84 | 7.45% | 7.01% | 7.05% | 6.55% | 6.80% |
| 13-Feb-24 | 827,377,518.87 | 1,429.59 | 7.54% | 7.02% | 7.04% | 6.57% | 6.56% |
| 12-Feb-24 | 827,273,632.09 | 1,429.35 | 7.58% | 7.01% | 7.02% | 6.57% | 6.56% |
| 11-Feb-24 | 827,382,220.31 | 1,429.08 | 7.59% | 7.02% | 7.02% | 6.56% | 6.56% |
| 10-Feb-24 | 827,233,160.69 | 1,428.83 | 7.61% | 6.85% | 7.03% | 6.45% | 6.56% |
| 9-Feb-24 | 827,084,096.65 | 1,428.57 | 7.67% | 7.07% | 7.05% | 6.41% | 6.56% |
| 8-Feb-24 | 825,010,312.79 | 1,428.35 | 7.78% | 7.09% | 7.06% | 6.42% | 6.56% |
| 7-Feb-24 | 836,926,507.94 | 1,428.04 | 7.78% | 7.07% | 7.05% | 6.41% | 6.56% |
| 6-Feb-24 | 824,214,648.87 | 1,427.60 | 7.86% | 6.99% | 7.06% | 6.38% | 6.55% |
| 5-Feb-24 | 825,339,673.54 | 1,427.36 | 7.89% | 6.99% | 7.07% | 6.38% | 6.54% |
| 4-Feb-24 | 824,730,599.03 | 1,427.08 | 7.89% | 6.97% | 7.03% | 6.38% | 6.54% |
| 3-Feb-24 | 824,581,725.72 | 1,426.82 | 7.94% | 6.98% | 7.06% | 6.36% | 6.55% |
| 2-Feb-24 | 824,432,848.56 | 1,426.56 | 8.10% | 6.96% | 7.06% | 6.37% | 6.59% |
| 1-Feb-24 | 736,954,217.93 | 1,426.30 | 7.58% | 6.97% | 7.06% | 6.37% | 6.59% |
| 31-Jan-24 | 823,887,275.18 | 1,426.25 | 7.84% | 7.06% | 7.12% | 6.40% | 6.60% |
| 30-Jan-24 | 823,436,595.95 | 1,425.92 | 7.79% | 7.04% | 7.11% | 6.39% | 6.59% |
| 29-Jan-24 | 823,196,088.95 | 1,425.55 | 7.69% | 6.99% | 7.09% | 6.40% | 6.58% |
| 28-Jan-24 | 823,036,913.00 | 1,425.27 | 7.68% | 6.98% | 7.12% | 6.40% | 6.58% |
| 27-Jan-24 | 822,877,732.34 | 1,425.00 | 7.68% | 6.95% | 7.14% | 6.40% | 6.58% |
| 26-Jan-24 | 822,718,546.95 | 1,424.72 | 7.62% | 6.96% | 7.16% | 6.40% | 6.62% |

| Fecha | Patrimonio neto del Fondo | Valor Cuota | Rentabilidad | | | | |
|-----------|---------------------------|-------------|--------------|---------|---------|----------|----------|
| | | | 30 días | 60 días | 90 días | 180 días | 365 días |
| 25-Jan-24 | 823,479,918.93 | 1,424.44 | 7.99% | 6.95% | 7.16% | 6.40% | 6.56% |
| 24-Jan-24 | 823,744,094.53 | 1,424.02 | 7.30% | 6.89% | 7.12% | 6.38% | 6.55% |
| 23-Jan-24 | 819,490,084.22 | 1,423.78 | 7.32% | 6.90% | 7.14% | 6.38% | 6.54% |
| 22-Jan-24 | 820,183,530.18 | 1,423.50 | 7.30% | 6.95% | 7.14% | 6.35% | 6.54% |
| 21-Jan-24 | 819,850,915.46 | 1,423.14 | 7.21% | 6.94% | 7.13% | 6.25% | 6.53% |
| 20-Jan-24 | 819,691,728.38 | 1,422.86 | 7.16% | 6.92% | 7.26% | 6.24% | 6.53% |
| 19-Jan-24 | 819,532,536.57 | 1,422.59 | 7.12% | 6.89% | 7.27% | 6.23% | 6.52% |
| 18-Jan-24 | 818,586,119.33 | 1,422.19 | 6.92% | 6.96% | 7.23% | 6.20% | 6.51% |
| 17-Jan-24 | 818,735,637.32 | 1,421.78 | 6.88% | 6.89% | 7.20% | 6.18% | 6.50% |
| 16-Jan-24 | 818,056,936.98 | 1,421.49 | 6.78% | 6.88% | 7.12% | 6.13% | 6.49% |
| 15-Jan-24 | 817,842,950.57 | 1,421.14 | 6.70% | 6.83% | 7.10% | 6.03% | 6.78% |
| 14-Jan-24 | 817,586,892.39 | 1,420.78 | 6.62% | 6.74% | 7.09% | 5.87% | 6.77% |
| 13-Jan-24 | 817,426,027.09 | 1,420.50 | 6.55% | 6.75% | 7.10% | 5.70% | 6.77% |
| 12-Jan-24 | 817,265,157.02 | 1,420.22 | 6.58% | 6.75% | 7.11% | 6.45% | 6.47% |
| 11-Jan-24 | 817,175,035.73 | 1,419.94 | 6.21% | 6.76% | 7.11% | 6.45% | 6.46% |
| 10-Jan-24 | 817,020,265.79 | 1,419.62 | 6.60% | 6.74% | 7.10% | 6.44% | 6.45% |
| 9-Jan-24 | 816,822,805.06 | 1,419.27 | 6.52% | 6.71% | 7.08% | 6.52% | 6.44% |
| 8-Jan-24 | 829,334,452.07 | 1,418.97 | 6.48% | 6.77% | 7.11% | 6.49% | 6.44% |
| 7-Jan-24 | 831,034,734.03 | 1,418.44 | 6.25% | 6.67% | 7.05% | 6.49% | 6.41% |
| 6-Jan-24 | 830,871,511.63 | 1,418.16 | 6.21% | 6.61% | 7.03% | 6.48% | 6.41% |
| 5-Jan-24 | 830,708,284.38 | 1,417.88 | 6.17% | 6.63% | 7.03% | 6.43% | 6.40% |
| 4-Jan-24 | 814,744,307.35 | 1,417.57 | 6.14% | 6.61% | 7.02% | 6.42% | 6.39% |
| 3-Jan-24 | 729,817,783.25 | 1,417.14 | 5.96% | 6.54% | 6.98% | 6.40% | 6.38% |
| 2-Jan-24 | 816,406,497.60 | 1,417.47 | 6.49% | 6.80% | 7.15% | 6.47% | 6.42% |
| 1-Jan-24 | 815,528,824.70 | 1,417.11 | 6.40% | 6.76% | 7.11% | 6.46% | 6.41% |
| 31-Dec-23 | 815,376,784.79 | 1,416.85 | 6.40% | 6.78% | 7.12% | 6.44% | 6.41% |
| 30-Dec-23 | 815,229,709.23 | 1,416.59 | 6.40% | 6.83% | 7.13% | 6.46% | 6.40% |
| 29-Dec-23 | 815,082,474.65 | 1,416.34 | 6.40% | 6.87% | 7.14% | 6.46% | 6.40% |
| 28-Dec-23 | 814,740,094.02 | 1,416.06 | 6.35% | 6.89% | 7.14% | 6.46% | 6.40% |
| 27-Dec-23 | 813,735,187.51 | 1,415.86 | 6.42% | 6.93% | 7.16% | 6.47% | 6.38% |
| 26-Dec-23 | 813,640,033.49 | 1,415.15 | 6.04% | 6.74% | 7.03% | 6.55% | 6.34% |
| 25-Dec-23 | 813,822,155.07 | 1,415.52 | 6.59% | 7.03% | 7.10% | 6.64% | 6.39% |
| 24-Dec-23 | 813,674,479.85 | 1,415.26 | 6.59% | 7.05% | 7.14% | 6.64% | 6.39% |
| 23-Dec-23 | 813,526,800.38 | 1,415.01 | 6.72% | 7.08% | 7.14% | 6.65% | 6.39% |
| 22-Dec-23 | 813,379,116.26 | 1,414.75 | 6.78% | 7.28% | 7.22% | 6.65% | 6.85% |
| 21-Dec-23 | 813,187,641.88 | 1,414.54 | 6.80% | 7.31% | 7.23% | 6.66% | 6.85% |
| 20-Dec-23 | 812,833,205.72 | 1,414.31 | 6.78% | 7.33% | 7.25% | 6.67% | 6.85% |
| 19-Dec-23 | 813,220,643.64 | 1,414.14 | 7.11% | 7.38% | 7.29% | 6.68% | 6.85% |
| 18-Dec-23 | 812,767,538.47 | 1,413.78 | 7.02% | 7.24% | 7.24% | 6.67% | 6.67% |
| 17-Dec-23 | 812,913,401.40 | 1,413.61 | 7.09% | 7.29% | 7.24% | 6.68% | 6.67% |
| 16-Dec-23 | 812,763,549.54 | 1,413.35 | 7.07% | 7.31% | 7.26% | 6.76% | 6.67% |
| 15-Dec-23 | 812,613,693.34 | 1,413.09 | 6.97% | 7.33% | 6.76% | 6.76% | 6.79% |
| 14-Dec-23 | 812,394,415.28 | 1,412.89 | 7.05% | 7.39% | 6.78% | 6.77% | 6.79% |
| 13-Dec-23 | 811,856,249.25 | 1,412.59 | 7.03% | 7.38% | 6.76% | 6.77% | 6.79% |
| 12-Dec-23 | 811,719,145.08 | 1,412.73 | 7.43% | 7.55% | 6.90% | 6.80% | 6.82% |
| 11-Dec-23 | 810,295,775.22 | 1,411.96 | 6.99% | 7.34% | 6.72% | 6.73% | 6.77% |
| 10-Dec-23 | 809,813,671.82 | 1,411.71 | 7.00% | 7.40% | 6.77% | 6.69% | 6.77% |
| 9-Dec-23 | 809,665,800.15 | 1,411.45 | 7.18% | 7.43% | 6.23% | 6.68% | 6.77% |
| 8-Dec-23 | 809,517,916.91 | 1,411.19 | 7.20% | 7.42% | 6.20% | 6.67% | 6.77% |
| 7-Dec-23 | 809,366,361.40 | 1,410.96 | 7.12% | 7.43% | 6.21% | 6.68% | 6.77% |
| 6-Dec-23 | 846,884,577.52 | 1,410.72 | 7.20% | 7.45% | 6.21% | 6.68% | 6.77% |

| Fecha | Patrimonio neto del Fondo | Valor Cuota | Rentabilidad | | | | |
|-----------|---------------------------|-------------|--------------|---------|---------|----------|----------|
| | | | 30 días | 60 días | 90 días | 180 días | 365 días |
| 5-Dec-23 | 748,789,865.04 | 1,410.45 | 7.20% | 7.45% | 5.90% | 6.68% | 6.76% |
| 4-Dec-23 | 810,289,745.99 | 1,410.23 | 7.23% | 7.47% | 5.93% | 6.68% | 6.77% |
| 3-Dec-23 | 809,969,654.30 | 1,409.95 | 7.22% | 7.44% | 5.85% | 6.67% | 6.76% |
| 2-Dec-23 | 809,819,539.68 | 1,409.69 | 7.23% | 7.46% | 5.79% | 6.65% | 6.76% |
| 1-Dec-23 | 809,669,420.59 | 1,409.43 | 7.26% | 7.47% | 5.72% | 6.65% | 6.76% |
| 30-Nov-23 | 809,426,119.82 | 1,409.18 | 7.38% | 7.49% | 5.72% | 6.65% | 6.75% |
| 29-Nov-23 | 809,107,790.74 | 1,408.93 | 7.47% | 7.50% | 5.72% | 6.66% | 6.75% |
| 28-Nov-23 | 809,462,500.31 | 1,408.71 | 7.56% | 7.52% | 5.73% | 6.61% | 6.80% |
| 27-Nov-23 | 819,480,325.35 | 1,408.43 | 7.56% | 7.51% | 5.78% | 6.56% | 6.72% |
| 26-Nov-23 | 819,484,200.65 | 1,408.16 | 7.56% | 7.35% | 5.90% | 6.56% | 6.72% |
| 25-Nov-23 | 819,332,761.86 | 1,407.90 | 7.60% | 7.40% | 5.87% | 6.72% | 6.72% |
| 24-Nov-23 | 819,181,625.99 | 1,407.64 | 7.63% | 7.40% | 5.85% | 6.72% | 6.88% |
| 23-Nov-23 | 819,681,134.60 | 1,407.24 | 7.57% | 7.45% | 5.81% | 6.70% | 6.70% |
| 22-Nov-23 | 819,420,744.05 | 1,406.92 | 7.91% | 7.42% | 5.79% | 6.69% | 6.69% |
| 21-Nov-23 | 819,410,255.65 | 1,406.68 | 7.96% | 7.44% | 5.89% | 6.38% | 6.69% |
| 20-Nov-23 | 818,229,567.48 | 1,406.48 | 8.02% | 7.48% | 5.92% | 6.48% | 6.69% |
| 19-Nov-23 | 818,178,781.26 | 1,405.93 | 7.78% | 7.33% | 5.83% | 6.44% | 6.67% |
| 18-Nov-23 | 818,031,663.13 | 1,405.67 | 7.59% | 7.30% | 5.82% | 6.45% | 6.67% |
| 17-Nov-23 | 817,884,540.62 | 1,405.42 | 7.62% | 7.33% | 5.82% | 6.45% | 6.66% |
| 16-Nov-23 | 817,734,530.67 | 1,405.19 | 7.69% | 6.61% | 5.82% | 6.46% | 6.66% |
| 15-Nov-23 | 817,979,759.73 | 1,405.04 | 7.83% | 6.66% | 5.85% | 6.48% | 6.32% |
| 14-Nov-23 | 887,846,135.73 | 1,404.75 | 7.86% | 6.64% | 5.87% | 6.48% | 6.34% |
| 13-Nov-23 | 842,641,063.99 | 1,404.47 | 7.85% | 6.65% | 5.85% | 6.48% | 6.34% |
| 12-Nov-23 | 842,906,371.59 | 1,404.15 | 7.82% | 6.59% | 5.83% | 6.48% | 6.33% |
| 11-Nov-23 | 842,748,152.01 | 1,403.89 | 7.82% | 6.66% | 5.59% | 6.48% | 6.33% |
| 10-Nov-23 | 842,589,928.03 | 1,403.63 | 7.93% | 5.87% | 5.52% | 6.24% | 6.33% |
| 9-Nov-23 | 842,257,030.60 | 1,403.17 | 7.82% | 5.74% | 5.46% | 6.21% | 6.31% |
| 8-Nov-23 | 782,602,796.00 | 1,402.89 | 7.77% | 5.73% | 5.45% | 6.21% | 6.37% |
| 7-Nov-23 | 842,183,429.45 | 1,402.75 | 7.89% | 5.78% | 5.48% | 5.96% | 6.38% |
| 6-Nov-23 | 841,986,410.37 | 1,402.42 | 7.84% | 5.29% | 5.45% | 5.94% | 6.37% |
| 5-Nov-23 | 841,827,978.61 | 1,402.16 | 7.85% | 5.32% | 5.45% | 5.93% | 6.37% |
| 4-Nov-23 | 841,669,519.73 | 1,401.90 | 7.85% | 5.20% | 5.42% | 5.86% | 6.37% |
| 3-Nov-23 | 841,511,055.96 | 1,401.63 | 7.80% | 5.11% | 5.43% | 5.95% | 6.45% |
| 2-Nov-23 | 841,569,281.33 | 1,401.36 | 7.82% | 5.00% | 5.42% | 5.95% | 6.40% |
| 1-Nov-23 | 841,234,244.65 | 1,401.07 | 7.82% | 4.98% | 5.41% | 5.95% | 6.39% |
| 31-Oct-23 | 884,843,774.48 | 1,400.68 | 7.73% | 4.93% | 5.37% | 5.92% | 6.31% |
| 30-Oct-23 | 885,753,227.10 | 1,400.33 | 7.67% | 4.89% | 5.40% | 5.89% | 6.33% |
| 29-Oct-23 | 886,199,448.91 | 1,400.01 | 7.61% | 4.95% | 5.38% | 5.87% | 6.32% |
| 28-Oct-23 | 886,025,793.69 | 1,399.74 | 7.61% | 5.11% | 5.38% | 5.73% | 6.32% |
| 27-Oct-23 | 885,852,133.30 | 1,399.46 | 7.27% | 5.06% | 5.39% | 5.73% | 6.33% |
| 26-Oct-23 | 885,612,558.79 | 1,399.16 | 7.33% | 5.02% | 5.38% | 5.72% | 6.31% |
| 25-Oct-23 | 885,419,997.72 | 1,398.87 | 7.30% | 5.00% | 5.36% | 5.72% | 6.30% |
| 24-Oct-23 | 884,378,335.87 | 1,398.54 | 7.46% | 4.97% | 5.34% | 5.61% | 6.23% |
| 23-Oct-23 | 884,383,107.22 | 1,397.83 | 7.06% | 4.91% | 5.16% | 5.53% | 6.19% |
| 22-Oct-23 | 885,411,688.41 | 1,397.54 | 7.05% | 4.92% | 4.99% | 5.49% | 6.19% |
| 21-Oct-23 | 885,237,901.19 | 1,397.27 | 7.08% | 4.90% | 4.96% | 5.48% | 6.19% |
| 20-Oct-23 | 885,064,108.80 | 1,396.99 | 7.02% | 4.89% | 4.93% | 5.46% | 6.22% |
| 19-Oct-23 | 885,311,313.80 | 1,396.96 | 7.14% | 4.98% | 4.99% | 5.49% | 6.09% |
| 18-Oct-23 | 885,258,171.06 | 1,396.67 | 7.18% | 4.95% | 4.98% | 5.49% | 6.26% |
| 17-Oct-23 | 885,392,678.99 | 1,396.36 | 5.64% | 4.91% | 4.87% | 5.46% | 6.26% |
| 16-Oct-23 | 885,195,772.82 | 1,396.06 | 5.60% | 4.95% | 4.70% | 5.45% | 6.25% |

| Fecha | Patrimonio neto del Fondo | Valor Cuota | Rentabilidad | | | | |
|-----------|---------------------------|-------------|--------------|---------|---------|----------|----------|
| | | | 30 días | 60 días | 90 días | 180 días | 365 días |
| 15-Oct-23 | 885,199,678.51 | 1,395.74 | 5.53% | 4.90% | 4.38% | 5.43% | 6.25% |
| 14-Oct-23 | 885,025,897.37 | 1,395.46 | 5.56% | 4.88% | 4.05% | 5.41% | 6.25% |
| 13-Oct-23 | 884,852,111.06 | 1,395.19 | 5.47% | 4.52% | 5.52% | 5.40% | 6.25% |
| 12-Oct-23 | 884,678,185.24 | 1,394.93 | 5.61% | 4.43% | 5.52% | 5.40% | 6.25% |
| 11-Oct-23 | 814,086,593.53 | 1,394.53 | 3.90% | 4.37% | 5.49% | 5.38% | 6.05% |
| 10-Oct-23 | 891,213,402.79 | 1,394.21 | 3.74% | 4.33% | 5.65% | 5.36% | 6.05% |
| 9-Oct-23 | 891,137,688.40 | 1,393.99 | 3.77% | 4.34% | 5.61% | 5.41% | 5.96% |
| 8-Oct-23 | 891,072,767.34 | 1,393.72 | 3.75% | 4.32% | 5.68% | 5.40% | 5.97% |
| 7-Oct-23 | 890,899,050.98 | 1,393.45 | 2.82% | 4.31% | 5.66% | 5.39% | 5.97% |
| 6-Oct-23 | 890,725,329.52 | 1,393.17 | 2.86% | 4.26% | 5.57% | 5.38% | 5.97% |
| 5-Oct-23 | 890,793,721.35 | 1,392.91 | 2.63% | 4.27% | 5.57% | 5.38% | 5.97% |
| 4-Oct-23 | 891,154,883.22 | 1,392.71 | 2.48% | 4.29% | 5.59% | 5.39% | 5.97% |
| 3-Oct-23 | 890,924,718.81 | 1,392.41 | 2.26% | 4.27% | 5.55% | 5.38% | 5.97% |
| 2-Oct-23 | 890,677,858.56 | 1,392.11 | 2.21% | 4.26% | 5.55% | 5.37% | 5.96% |
| 1-Oct-23 | 890,797,224.20 | 1,391.84 | 2.19% | 4.33% | 5.49% | 5.36% | 5.96% |
| 30-Sep-23 | 890,623,441.55 | 1,391.56 | 2.19% | 4.32% | 5.52% | 5.34% | 5.96% |
| 29-Sep-23 | 890,457,063.66 | 1,391.30 | 2.35% | 4.33% | 5.52% | 5.34% | 5.96% |
| 28-Sep-23 | 888,935,084.35 | 1,391.03 | 2.68% | 4.34% | 5.52% | 5.33% | 5.92% |
| 27-Sep-23 | 889,062,143.03 | 1,391.15 | 2.92% | 4.50% | 5.63% | 5.39% | 5.94% |
| 26-Sep-23 | 889,517,161.47 | 1,390.78 | 2.78% | 4.45% | 5.89% | 5.36% | 5.88% |
| 25-Sep-23 | 889,718,233.56 | 1,390.53 | 2.77% | 4.45% | 5.89% | 5.35% | 5.80% |
| 24-Sep-23 | 886,285,928.52 | 1,390.01 | 2.54% | 4.27% | 5.82% | 5.30% | 5.78% |
| 23-Sep-23 | 886,123,290.19 | 1,389.76 | 2.82% | 4.02% | 5.82% | 5.29% | 5.78% |
| 22-Sep-23 | 885,949,806.74 | 1,389.49 | 2.84% | 3.98% | 5.82% | 5.27% | 5.77% |
| 21-Sep-23 | 885,705,445.48 | 1,389.19 | 2.79% | 3.93% | 5.81% | 5.27% | 5.73% |
| 20-Sep-23 | 865,789,682.74 | 1,388.97 | 2.81% | 3.94% | 5.83% | 5.27% | 5.73% |
| 19-Sep-23 | 865,723,463.11 | 1,388.81 | 2.89% | 3.97% | 5.85% | 5.28% | 5.72% |
| 18-Sep-23 | 913,754,601.83 | 1,388.48 | 2.78% | 3.80% | 5.83% | 5.25% | 5.72% |
| 17-Sep-23 | 915,100,274.44 | 1,389.91 | 4.25% | 4.31% | 6.33% | 5.49% | 5.85% |
| 16-Sep-23 | 914,940,012.22 | 1,389.67 | 4.36% | 3.88% | 6.50% | 5.48% | 5.69% |
| 15-Sep-23 | 914,779,745.25 | 1,389.42 | 4.33% | 3.40% | 6.50% | 5.47% | 5.84% |
| 14-Sep-23 | 831,790,528.05 | 1,389.11 | 4.26% | 5.55% | 6.49% | 5.46% | 5.82% |
| 13-Sep-23 | 826,528,589.23 | 1,388.94 | 3.63% | 5.59% | 6.53% | 5.48% | 5.82% |
| 12-Sep-23 | 826,443,678.86 | 1,388.52 | 3.29% | 5.52% | 6.42% | 5.44% | 5.83% |
| 11-Sep-23 | 827,926,705.62 | 1,390.08 | 4.88% | 6.58% | 6.96% | 5.70% | 5.95% |
| 10-Sep-23 | 828,227,430.85 | 1,389.93 | 4.96% | 6.55% | 6.91% | 5.70% | 5.96% |
| 9-Sep-23 | 828,079,381.75 | 1,389.68 | 4.96% | 6.66% | 6.90% | 5.69% | 5.96% |
| 8-Sep-23 | 827,931,328.24 | 1,389.43 | 4.93% | 6.64% | 6.89% | 5.70% | 5.95% |
| 7-Sep-23 | 828,475,583.72 | 1,390.23 | 5.85% | 6.97% | 7.20% | 5.86% | 6.00% |
| 6-Sep-23 | 828,412,707.25 | 1,389.90 | 5.70% | 6.94% | 7.19% | 5.85% | 5.98% |
| 5-Sep-23 | 838,235,185.00 | 1,389.90 | 5.96% | 7.06% | 7.25% | 5.83% | 5.96% |
| 4-Sep-23 | 828,765,293.17 | 1,389.87 | 6.15% | 7.11% | 7.32% | 5.85% | 5.95% |
| 3-Sep-23 | 828,539,331.73 | 1,389.84 | 6.34% | 7.22% | 7.36% | 6.07% | 5.97% |
| 2-Sep-23 | 828,391,049.58 | 1,389.59 | 6.35% | 7.15% | 7.32% | 6.06% | 5.97% |
| 1-Sep-23 | 828,242,763.01 | 1,389.34 | 6.52% | 7.20% | 7.33% | 6.05% | 5.93% |
| 31-Aug-23 | 827,791,163.57 | 1,389.07 | 6.51% | 7.20% | 7.33% | 6.05% | 5.90% |
| 30-Aug-23 | 827,122,116.63 | 1,388.63 | 6.36% | 7.13% | 7.28% | 6.03% | 5.88% |
| 29-Aug-23 | 826,899,520.47 | 1,387.98 | 6.05% | 6.96% | 7.06% | 5.95% | 5.85% |
| 28-Aug-23 | 826,822,651.20 | 1,387.82 | 6.14% | 7.43% | 7.00% | 5.95% | 6.06% |
| 27-Aug-23 | 833,820,790.60 | 1,387.61 | 6.17% | 7.45% | 7.02% | 6.01% | 6.06% |
| 26-Aug-23 | 833,675,838.97 | 1,387.36 | 6.17% | 7.46% | 7.32% | 6.03% | 6.06% |

| Fecha | Patrimonio neto del Fondo | Valor Cuota | Rentabilidad | | | | |
|-----------|---------------------------|-------------|--------------|---------|---------|----------|----------|
| | | | 30 días | 60 días | 90 días | 180 días | 365 días |
| 25-Aug-23 | 833,530,883.03 | 1,387.12 | 6.06% | 7.46% | 7.33% | 6.04% | 5.87% |
| 24-Aug-23 | 833,143,669.23 | 1,386.55 | 5.27% | 7.33% | 7.24% | 5.99% | 5.89% |
| 23-Aug-23 | 832,825,796.25 | 1,386.25 | 5.17% | 7.32% | 7.23% | 5.99% | 5.89% |
| 22-Aug-23 | 832,682,587.17 | 1,386.01 | 5.11% | 7.33% | 6.62% | 5.99% | 5.91% |
| 21-Aug-23 | 832,601,936.99 | 1,385.77 | 5.10% | 7.34% | 6.80% | 6.51% | 5.89% |
| 20-Aug-23 | 832,423,820.72 | 1,385.53 | 5.10% | 7.35% | 6.81% | 6.50% | 5.89% |
| 19-Aug-23 | 832,296,100.91 | 1,385.31 | 4.86% | 7.36% | 6.83% | 6.53% | 5.90% |
| 18-Aug-23 | 832,152,752.29 | 1,385.08 | 4.42% | 7.61% | 6.85% | 6.55% | 5.90% |
| 17-Aug-23 | 749,615,481.33 | 1,384.71 | 3.43% | 7.56% | 6.82% | 6.52% | 5.80% |
| 16-Aug-23 | 831,690,403.09 | 1,384.50 | 2.50% | 7.59% | 6.84% | 6.53% | 5.80% |
| 15-Aug-23 | 831,550,400.11 | 1,384.27 | 6.92% | 7.61% | 6.85% | 6.53% | 5.80% |
| 14-Aug-23 | 833,001,297.26 | 1,384.81 | 7.63% | 7.88% | 7.10% | 6.93% | 5.86% |
| 13-Aug-23 | 833,221,828.17 | 1,384.77 | 7.82% | 7.98% | 7.17% | 6.96% | 5.88% |
| 12-Aug-23 | 833,074,925.26 | 1,384.53 | 8.38% | 7.85% | 7.19% | 6.49% | 5.88% |
| 11-Aug-23 | 832,928,017.67 | 1,384.28 | 8.25% | 7.85% | 6.72% | 6.49% | 6.49% |
| 10-Aug-23 | 836,819,537.12 | 1,384.04 | 8.47% | 7.83% | 6.73% | 6.49% | 6.23% |
| 9-Aug-23 | 836,659,996.03 | 1,383.82 | 8.46% | 7.85% | 6.74% | 6.50% | 6.34% |
| 8-Aug-23 | 836,044,987.69 | 1,383.58 | 8.21% | 7.86% | 6.21% | 6.50% | 6.31% |
| 7-Aug-23 | 835,609,985.11 | 1,383.42 | 8.30% | 7.88% | 6.22% | 6.51% | 6.31% |
| 6-Aug-23 | 834,914,807.96 | 1,383.13 | 8.28% | 7.87% | 6.20% | 6.51% | 6.31% |
| 5-Aug-23 | 834,765,595.23 | 1,382.88 | 8.21% | 7.84% | 6.06% | 6.50% | 6.31% |
| 4-Aug-23 | 834,616,385.99 | 1,382.63 | 8.24% | 7.79% | 6.25% | 6.50% | 6.15% |
| 3-Aug-23 | 835,543,740.31 | 1,382.37 | 8.07% | 7.78% | 6.25% | 6.50% | 6.15% |
| 2-Aug-23 | 836,383,011.54 | 1,381.93 | 8.02% | 7.72% | 6.19% | 6.48% | 6.13% |
| 1-Aug-23 | 836,470,262.90 | 1,381.67 | 8.02% | 7.72% | 6.17% | 6.56% | 6.13% |
| 31-Jul-23 | 836,723,643.69 | 1,381.41 | 8.02% | 7.57% | 6.14% | 6.56% | 6.12% |
| 30-Jul-23 | 844,719,823.71 | 1,381.11 | 7.99% | 7.42% | 6.10% | 6.54% | 6.12% |
| 29-Jul-23 | 844,565,692.36 | 1,380.86 | 8.87% | 7.42% | 5.84% | 6.54% | 6.12% |
| 28-Jul-23 | 844,411,556.43 | 1,380.61 | 8.87% | 7.86% | 5.84% | 6.53% | 6.11% |
| 27-Jul-23 | 845,146,519.23 | 1,380.36 | 8.88% | 7.88% | 5.84% | 6.53% | 6.05% |
| 26-Jul-23 | 844,932,830.00 | 1,380.25 | 9.01% | 7.95% | 5.88% | 6.55% | 6.05% |
| 25-Jul-23 | 845,597,404.35 | 1,380.57 | 9.53% | 8.20% | 5.86% | 6.73% | 6.09% |
| 24-Jul-23 | 853,799,120.48 | 1,380.38 | 9.61% | 7.33% | 5.85% | 6.62% | 6.03% |
| 23-Jul-23 | 854,249,930.04 | 1,380.21 | 9.69% | 7.63% | 5.82% | 6.63% | 6.04% |
| 22-Jul-23 | 854,106,004.85 | 1,379.98 | 9.71% | 7.65% | 5.80% | 6.62% | 6.04% |
| 21-Jul-23 | 853,962,080.80 | 1,379.75 | 9.74% | 7.67% | 5.77% | 6.62% | 6.04% |
| 20-Jul-23 | 944,074,686.87 | 1,379.80 | 10.00% | 7.81% | 5.86% | 6.66% | 6.07% |
| 19-Jul-23 | 775,000,861.58 | 1,380.07 | 10.96% | 8.05% | 6.02% | 6.74% | 6.10% |
| 18-Jul-23 | 856,071,584.31 | 1,380.81 | 11.84% | 8.49% | 6.29% | 6.88% | 6.18% |
| 17-Jul-23 | 855,716,465.61 | 1,381.66 | 12.85% | 8.98% | 6.61% | 7.05% | 6.26% |
| 16-Jul-23 | 852,278,020.42 | 1,376.44 | 8.45% | 6.83% | 5.10% | 6.29% | 5.87% |
| 15-Jul-23 | 852,118,332.35 | 1,376.18 | 8.29% | 6.84% | 5.07% | 6.28% | 5.88% |
| 14-Jul-23 | 851,958,639.54 | 1,375.92 | 8.29% | 6.85% | 5.05% | 6.86% | 5.81% |
| 13-Jul-23 | 851,569,148.76 | 1,375.06 | 7.48% | 5.90% | 4.86% | 6.77% | 5.75% |
| 12-Jul-23 | 851,768,605.94 | 1,374.96 | 7.60% | 5.97% | 4.91% | 6.79% | 5.75% |
| 11-Jul-23 | 851,853,304.95 | 1,374.48 | 7.34% | 5.87% | 4.82% | 6.16% | 5.73% |
| 10-Jul-23 | 851,640,433.78 | 1,374.27 | 7.39% | 5.12% | 4.94% | 6.16% | 5.76% |
| 9-Jul-23 | 875,605,086.68 | 1,374.30 | 7.66% | 5.22% | 5.01% | 6.19% | 5.72% |
| 8-Jul-23 | 875,439,006.55 | 1,374.04 | 7.61% | 5.19% | 4.99% | 6.18% | 5.72% |
| 7-Jul-23 | 875,272,921.49 | 1,373.78 | 7.61% | 4.99% | 4.97% | 6.18% | 5.69% |
| 6-Jul-23 | 875,150,606.75 | 1,373.61 | 7.63% | 5.30% | 4.99% | 6.19% | 5.68% |

| Fecha | Patrimonio neto del Fondo | Valor Cuota | Rentabilidad | | | | |
|-----------|---------------------------|-------------|--------------|---------|---------|----------|----------|
| | | | 30 días | 60 días | 90 días | 180 días | 365 días |
| 5-Jul-23 | 875,003,548.39 | 1,373.33 | 7.48% | 5.28% | 4.98% | 6.18% | 5.64% |
| 4-Jul-23 | 874,808,888.13 | 1,373.26 | 7.65% | 5.37% | 5.04% | 6.20% | 5.65% |
| 3-Jul-23 | 875,349,637.93 | 1,372.89 | 7.56% | 5.28% | 4.99% | 6.16% | 5.58% |
| 2-Jul-23 | 876,491,107.80 | 1,372.63 | 7.58% | 5.24% | 4.97% | 6.15% | 5.58% |
| 1-Jul-23 | 876,320,458.74 | 1,372.36 | 7.27% | 5.20% | 4.95% | 6.14% | 5.57% |
| 30-Jun-23 | 876,149,804.56 | 1,372.10 | 6.98% | 4.80% | 4.93% | 6.14% | 5.53% |
| 29-Jun-23 | 875,553,736.16 | 1,370.86 | 6.12% | 4.37% | 4.63% | 5.99% | 5.44% |
| 28-Jun-23 | 875,289,931.81 | 1,370.61 | 7.01% | 4.37% | 4.63% | 5.98% | 5.46% |
| 27-Jun-23 | 875,357,431.67 | 1,370.36 | 7.03% | 4.37% | 4.61% | 5.98% | 5.44% |
| 26-Jun-23 | 875,583,178.51 | 1,370.10 | 7.04% | 4.08% | 4.59% | 5.97% | 5.33% |
| 25-Jun-23 | 876,017,753.40 | 1,369.84 | 7.05% | 4.04% | 4.56% | 5.92% | 5.33% |
| 24-Jun-23 | 875,845,501.70 | 1,369.57 | 5.19% | 3.95% | 4.53% | 5.92% | 5.33% |
| 23-Jun-23 | 875,673,245.11 | 1,369.30 | 5.71% | 3.90% | 4.50% | 5.91% | 5.47% |
| 22-Jun-23 | 875,417,227.85 | 1,369.05 | 5.73% | 3.85% | 4.50% | 5.91% | 5.46% |
| 21-Jun-23 | 828,262,228.39 | 1,368.78 | 5.74% | 3.84% | 4.49% | 5.90% | 5.38% |
| 20-Jun-23 | 903,947,313.71 | 1,368.55 | 5.78% | 3.85% | 4.48% | 6.81% | 5.37% |
| 19-Jun-23 | 908,475,702.31 | 1,367.75 | 5.31% | 3.57% | 4.29% | 6.72% | 5.35% |
| 18-Jun-23 | 911,069,858.46 | 1,367.50 | 5.33% | 3.55% | 4.27% | 6.71% | 5.35% |
| 17-Jun-23 | 910,885,260.62 | 1,367.22 | 5.33% | 3.50% | 4.24% | 6.70% | 5.34% |
| 16-Jun-23 | 910,700,231.77 | 1,366.95 | 5.33% | 3.45% | 4.21% | 6.35% | 5.33% |
| 15-Jun-23 | 907,848,842.25 | 1,366.87 | 5.52% | 3.50% | 4.26% | 6.38% | 5.35% |
| 14-Jun-23 | 907,805,752.32 | 1,366.62 | 5.54% | 3.50% | 4.26% | 6.38% | 5.23% |
| 13-Jun-23 | 858,230,304.74 | 1,366.65 | 4.40% | 3.62% | 4.32% | 6.66% | 5.53% |
| 12-Jun-23 | 861,058,707.21 | 1,366.43 | 4.43% | 3.61% | 4.31% | 6.66% | 5.40% |
| 11-Jun-23 | 871,921,633.37 | 1,366.24 | 4.50% | 3.79% | 4.30% | 6.66% | 5.40% |
| 10-Jun-23 | 871,751,091.45 | 1,365.97 | 2.91% | 3.75% | 4.27% | 6.65% | 5.40% |
| 9-Jun-23 | 871,580,544.42 | 1,365.70 | 2.85% | 3.72% | 4.29% | 6.64% | 5.39% |
| 8-Jun-23 | 871,608,264.76 | 1,365.49 | 2.85% | 3.71% | 4.30% | 6.65% | 5.39% |
| 7-Jun-23 | 871,445,086.71 | 1,365.24 | 2.43% | 3.71% | 4.30% | 6.65% | 5.39% |
| 6-Jun-23 | 875,714,980.69 | 1,365.05 | 3.03% | 3.74% | 4.20% | 6.65% | 5.39% |
| 5-Jun-23 | 878,666,988.34 | 1,364.94 | 3.16% | 3.80% | 4.21% | 6.67% | 5.40% |
| 4-Jun-23 | 879,092,677.56 | 1,364.68 | 3.16% | 3.77% | 4.59% | 6.66% | 5.39% |
| 3-Jun-23 | 878,915,681.91 | 1,364.41 | 3.06% | 3.74% | 4.56% | 6.65% | 5.39% |
| 2-Jun-23 | 878,738,680.90 | 1,364.13 | 2.97% | 3.70% | 4.53% | 6.64% | 5.41% |
| 1-Jun-23 | 879,575,168.68 | 1,364.21 | 3.19% | 3.83% | 4.63% | 6.69% | 5.43% |
| 31-May-23 | 879,863,684.85 | 1,364.27 | 2.69% | 3.96% | 4.73% | 6.73% | 5.39% |
| 30-May-23 | 879,316,853.37 | 1,364.00 | 2.68% | 3.95% | 4.68% | 6.73% | 5.38% |
| 29-May-23 | 878,541,848.12 | 1,362.76 | 1.79% | 3.49% | 4.35% | 6.57% | 5.30% |
| 28-May-23 | 878,275,317.37 | 1,362.49 | 1.76% | 3.44% | 4.46% | 6.55% | 5.29% |
| 27-May-23 | 878,104,234.15 | 1,362.22 | 1.16% | 3.40% | 4.50% | 6.63% | 5.29% |
| 26-May-23 | 877,933,145.43 | 1,361.95 | 1.08% | 3.36% | 4.50% | 6.49% | 5.27% |
| 25-May-23 | 880,928,249.63 | 1,363.76 | 2.75% | 4.23% | 5.13% | 6.81% | 5.42% |
| 24-May-23 | 897,220,905.82 | 1,362.91 | 2.12% | 3.96% | 4.95% | 6.71% | 5.36% |
| 23-May-23 | 886,951,459.87 | 1,362.63 | 2.01% | 3.95% | 4.93% | 7.02% | 5.35% |
| 22-May-23 | 886,898,919.16 | 1,362.36 | 1.99% | 3.91% | 5.95% | 6.69% | 5.34% |
| 21-May-23 | 891,284,966.06 | 1,362.08 | 1.96% | 3.86% | 5.91% | 6.68% | 5.34% |
| 20-May-23 | 891,108,723.36 | 1,361.81 | 1.87% | 3.82% | 5.96% | 6.66% | 5.34% |
| 19-May-23 | 890,932,475.03 | 1,361.54 | 1.81% | 3.78% | 5.98% | 6.66% | 5.27% |
| 18-May-23 | 890,671,460.42 | 1,361.26 | 1.71% | 3.73% | 5.96% | 6.65% | 5.26% |
| 17-May-23 | 890,521,244.72 | 1,360.98 | 1.60% | 3.72% | 5.95% | 6.64% | 5.25% |
| 16-May-23 | 890,486,267.42 | 1,360.70 | 1.51% | 3.71% | 5.94% | 6.63% | 5.37% |

| Fecha | Patrimonio neto del Fondo | Valor Cuota | Rentabilidad | | | | |
|-----------|---------------------------|-------------|--------------|---------|---------|----------|----------|
| | | | 30 días | 60 días | 90 días | 180 días | 365 días |
| 15-May-23 | 904,831,285.83 | 1,360.42 | 1.49% | 3.66% | 6.48% | 6.62% | 5.23% |
| 14-May-23 | 905,915,506.13 | 1,361.73 | 2.88% | 4.32% | 6.95% | 6.17% | 5.35% |
| 13-May-23 | 905,740,184.18 | 1,361.47 | 2.82% | 4.27% | 6.01% | 6.22% | 5.35% |
| 12-May-23 | 905,564,857.03 | 1,361.20 | 3.11% | 4.23% | 6.00% | 6.21% | 5.33% |
| 11-May-23 | 906,454,575.50 | 1,362.71 | 4.63% | 5.04% | 6.53% | 6.48% | 5.25% |
| 10-May-23 | 906,131,892.67 | 1,362.51 | 4.63% | 5.06% | 6.55% | 6.49% | 5.24% |
| 9-May-23 | 906,003,164.05 | 1,362.31 | 4.62% | 5.09% | 6.57% | 6.48% | 5.23% |
| 8-May-23 | 908,151,370.00 | 1,362.51 | 5.02% | 5.11% | 6.70% | 6.54% | 5.24% |
| 7-May-23 | 887,921,606.87 | 1,361.66 | 4.48% | 4.81% | 6.52% | 6.58% | 5.20% |
| 6-May-23 | 887,754,272.76 | 1,361.40 | 4.47% | 5.36% | 6.51% | 6.58% | 5.19% |
| 5-May-23 | 887,586,933.66 | 1,361.14 | 4.42% | 5.32% | 6.49% | 6.57% | 5.20% |
| 4-May-23 | 887,339,725.17 | 1,360.98 | 4.45% | 5.33% | 6.52% | 6.59% | 5.19% |
| 3-May-23 | 887,309,191.31 | 1,360.81 | 4.47% | 5.37% | 6.56% | 6.60% | 5.18% |
| 2-May-23 | 889,021,589.38 | 1,360.64 | 4.50% | 5.41% | 6.75% | 6.76% | 5.19% |
| 1-May-23 | 889,493,313.14 | 1,361.26 | 5.27% | 5.73% | 7.01% | 6.80% | 5.25% |
| 30-Apr-23 | 889,331,945.73 | 1,361.01 | 5.27% | 5.69% | 6.99% | 6.79% | 5.25% |
| 29-Apr-23 | 889,169,079.99 | 1,360.76 | 5.22% | 5.86% | 6.98% | 6.65% | 5.20% |
| 28-Apr-23 | 889,010,361.68 | 1,360.52 | 5.16% | 5.93% | 6.98% | 6.70% | 5.23% |
| 27-Apr-23 | 889,130,773.57 | 1,360.92 | 5.68% | 6.22% | 7.17% | 6.80% | 5.36% |
| 26-Apr-23 | 843,846,994.62 | 1,360.75 | 5.66% | 6.27% | 7.19% | 6.81% | 5.08% |
| 25-Apr-23 | 886,451,158.86 | 1,360.69 | 5.76% | 6.36% | 7.42% | 6.86% | 5.12% |
| 24-Apr-23 | 886,275,158.17 | 1,360.53 | 5.84% | 6.38% | 7.22% | 6.84% | 5.13% |
| 23-Apr-23 | 897,434,622.76 | 1,360.39 | 5.94% | 7.93% | 7.24% | 6.85% | 5.14% |
| 22-Apr-23 | 897,269,074.15 | 1,360.14 | 5.88% | 7.88% | 7.22% | 6.72% | 5.20% |
| 21-Apr-23 | 897,103,506.48 | 1,359.89 | 5.81% | 7.97% | 7.21% | 6.72% | 5.18% |
| 20-Apr-23 | 897,656,634.72 | 1,359.72 | 5.81% | 8.03% | 7.23% | 6.73% | 5.18% |
| 19-Apr-23 | 897,522,083.59 | 1,359.52 | 5.78% | 8.04% | 7.24% | 6.74% | 5.08% |
| 18-Apr-23 | 897,292,513.06 | 1,359.35 | 5.79% | 8.07% | 7.25% | 6.80% | 5.09% |
| 17-Apr-23 | 897,171,882.56 | 1,359.19 | 5.87% | 8.11% | 7.27% | 6.54% | 5.10% |
| 16-Apr-23 | 897,570,171.15 | 1,359.01 | 5.94% | 8.95% | 7.28% | 6.89% | 5.10% |
| 15-Apr-23 | 897,404,451.75 | 1,358.76 | 5.87% | 8.94% | 7.26% | 6.89% | 5.10% |
| 14-Apr-23 | 897,238,727.42 | 1,358.51 | 5.80% | 7.57% | 8.41% | 6.89% | 5.10% |
| 13-Apr-23 | 898,338,740.84 | 1,358.32 | 5.78% | 7.59% | 8.44% | 6.90% | 5.10% |
| 12-Apr-23 | 898,795,243.86 | 1,357.73 | 5.40% | 7.45% | 8.33% | 6.85% | 5.07% |
| 11-Apr-23 | 898,557,148.63 | 1,357.54 | 5.51% | 7.48% | 7.17% | 6.85% | 5.06% |
| 10-Apr-23 | 898,291,341.11 | 1,357.35 | 5.56% | 7.51% | 7.17% | 6.86% | 5.09% |
| 9-Apr-23 | 898,639,165.22 | 1,357.16 | 5.62% | 7.53% | 7.17% | 6.51% | 5.09% |
| 8-Apr-23 | 898,474,345.67 | 1,356.91 | 5.26% | 7.52% | 7.15% | 6.51% | 5.09% |
| 7-Apr-23 | 898,309,521.22 | 1,356.66 | 5.19% | 7.52% | 7.15% | 6.34% | 4.59% |
| 6-Apr-23 | 898,144,766.87 | 1,356.41 | 6.31% | 7.50% | 7.14% | 6.35% | 4.63% |
| 5-Apr-23 | 898,004,688.09 | 1,356.22 | 6.29% | 7.53% | 7.15% | 6.36% | 4.63% |
| 4-Apr-23 | 900,779,171.28 | 1,356.02 | 6.28% | 7.56% | 7.14% | 6.38% | 4.59% |
| 3-Apr-23 | 900,778,488.88 | 1,355.83 | 6.34% | 7.83% | 7.14% | 6.39% | 4.59% |
| 2-Apr-23 | 900,904,403.31 | 1,355.63 | 6.39% | 7.85% | 7.13% | 6.39% | 4.59% |
| 1-Apr-23 | 900,743,916.61 | 1,355.39 | 6.28% | 7.83% | 7.12% | 6.39% | 4.59% |
| 31-Mar-23 | 900,577,636.84 | 1,355.14 | 6.18% | 7.81% | 7.11% | 6.38% | 4.56% |
| 30-Mar-23 | 903,159,792.50 | 1,354.94 | 6.59% | 7.83% | 7.13% | 6.39% | 4.57% |
| 29-Mar-23 | 863,251,635.75 | 1,354.77 | 6.77% | 7.86% | 7.14% | 6.41% | 4.57% |
| 28-Mar-23 | 869,548,627.11 | 1,354.60 | 6.86% | 7.89% | 7.16% | 6.41% | 4.65% |
| 27-Mar-23 | 904,913,158.64 | 1,354.44 | 6.97% | 8.18% | 7.17% | 6.36% | 4.59% |
| 26-Mar-23 | 904,111,878.40 | 1,354.27 | 7.06% | 7.88% | 7.10% | 6.36% | 4.59% |

| Fecha | Patrimonio neto del Fondo | Valor Cuota | Rentabilidad | | | | |
|-----------|---------------------------|-------------|--------------|---------|---------|----------|----------|
| | | | 30 días | 60 días | 90 días | 180 días | 365 días |
| 25-Mar-23 | 903,946,943.60 | 1,354.03 | 7.03% | 7.86% | 7.10% | 6.25% | 4.59% |
| 24-Mar-23 | 903,782,003.98 | 1,353.78 | 10.09% | 7.84% | 7.08% | 6.09% | 4.59% |
| 23-Mar-23 | 903,886,802.84 | 1,353.60 | 10.04% | 7.85% | 7.10% | 6.10% | 4.59% |
| 22-Mar-23 | 904,407,468.55 | 1,353.42 | 10.29% | 7.88% | 7.12% | 6.11% | 4.36% |
| 21-Mar-23 | 904,234,046.11 | 1,353.26 | 10.42% | 7.91% | 8.93% | 6.11% | 4.27% |
| 20-Mar-23 | 904,995,816.94 | 1,353.09 | 10.47% | 7.92% | 8.95% | 6.05% | 4.23% |
| 19-Mar-23 | 905,374,652.41 | 1,352.92 | 10.52% | 7.94% | 8.96% | 6.04% | 4.24% |
| 18-Mar-23 | 905,205,035.66 | 1,352.66 | 10.51% | 7.92% | 8.95% | 6.03% | 4.23% |
| 17-Mar-23 | 905,035,414.64 | 1,352.41 | 12.16% | 7.89% | 8.25% | 6.03% | 4.20% |
| 16-Mar-23 | 904,470,123.08 | 1,352.24 | 12.22% | 9.59% | 8.28% | 6.04% | 4.26% |
| 15-Mar-23 | 904,412,414.37 | 1,352.07 | 9.49% | 9.64% | 8.30% | 5.75% | 4.25% |
| 14-Mar-23 | 904,544,818.97 | 1,351.90 | 9.55% | 9.67% | 8.80% | 6.04% | 4.20% |
| 13-Mar-23 | 904,416,591.34 | 1,351.73 | 9.64% | 8.01% | 8.81% | 6.03% | 4.18% |
| 12-Mar-23 | 903,274,156.65 | 1,351.42 | 9.59% | 7.95% | 8.78% | 6.00% | 4.16% |
| 11-Mar-23 | 903,106,962.92 | 1,351.17 | 9.60% | 7.92% | 8.76% | 6.04% | 4.16% |
| 10-Mar-23 | 902,939,764.27 | 1,350.92 | 9.59% | 7.89% | 8.75% | 6.01% | 3.96% |
| 9-Mar-23 | 903,798,535.65 | 1,351.07 | 9.93% | 8.06% | 8.87% | 6.08% | 3.91% |
| 8-Mar-23 | 903,689,605.46 | 1,350.90 | 9.99% | 8.08% | 8.90% | 6.09% | 3.85% |
| 7-Mar-23 | 902,419,646.49 | 1,349.41 | 8.82% | 7.52% | 8.51% | 5.87% | 3.74% |
| 6-Mar-23 | 901,596,943.91 | 1,349.24 | 8.91% | 7.52% | 8.52% | 5.84% | 3.40% |
| 5-Mar-23 | 904,342,925.03 | 1,349.06 | 8.99% | 7.52% | 8.52% | 5.80% | 3.40% |
| 4-Mar-23 | 904,172,256.82 | 1,348.81 | 9.48% | 7.49% | 8.51% | 5.74% | 3.40% |
| 3-Mar-23 | 904,001,583.94 | 1,348.55 | 9.46% | 7.46% | 8.50% | 5.68% | 3.29% |
| 2-Mar-23 | 904,086,082.53 | 1,348.43 | 9.54% | 7.51% | 8.53% | 5.70% | 3.21% |
| 1-Mar-23 | 910,710,887.99 | 1,348.29 | 9.59% | 7.55% | 8.56% | 5.72% | 3.22% |
| 28-Feb-23 | 1,002,689,311.75 | 1,347.65 | 9.23% | 7.37% | 8.43% | 5.57% | 3.14% |
| 27-Feb-23 | 1,001,872,141.20 | 1,347.27 | 9.10% | 7.30% | 8.37% | 5.51% | 3.23% |
| 26-Feb-23 | 1,001,672,782.01 | 1,347.00 | 9.07% | 7.27% | 8.34% | 5.49% | 3.23% |
| 25-Feb-23 | 1,001,473,416.91 | 1,346.73 | 9.57% | 7.12% | 8.51% | 5.48% | 3.22% |
| 24-Feb-23 | 1,001,274,046.00 | 1,346.46 | 8.85% | 7.10% | 8.22% | 5.87% | 3.12% |
| 23-Feb-23 | 929,885,953.29 | 1,346.25 | 8.84% | 7.10% | 8.23% | 5.88% | 3.05% |
| 22-Feb-23 | 929,120,189.60 | 1,342.65 | 5.74% | 5.59% | 7.20% | 5.36% | 2.68% |
| 21-Feb-23 | 929,322,402.03 | 1,342.51 | 5.81% | 5.64% | 7.84% | 4.99% | 2.69% |
| 20-Feb-23 | 1,069,643,826.03 | 1,342.08 | 5.62% | 8.15% | 7.13% | 5.05% | 2.66% |
| 19-Feb-23 | 1,069,409,553.01 | 1,341.77 | 5.56% | 8.11% | 7.11% | 5.06% | 2.64% |
| 18-Feb-23 | 1,069,230,508.44 | 1,341.54 | 5.53% | 8.10% | 7.09% | 5.10% | 2.64% |
| 17-Feb-23 | 1,069,051,458.54 | 1,341.32 | 5.52% | 8.10% | 7.09% | 5.06% | 2.57% |
| 16-Feb-23 | 899,482,091.34 | 1,341.07 | 5.48% | 7.10% | 7.09% | 5.06% | 2.58% |
| 15-Feb-23 | 897,988,566.43 | 1,339.02 | 3.79% | 6.28% | 6.53% | 4.78% | 2.36% |
| 14-Feb-23 | 899,321,987.42 | 1,338.79 | 7.20% | 6.29% | 6.52% | 4.80% | 2.37% |
| 13-Feb-23 | 905,967,581.62 | 1,341.60 | 10.02% | 8.34% | 7.45% | 5.07% | 2.47% |
| 12-Feb-23 | 926,448,651.69 | 1,341.37 | 10.03% | 8.33% | 6.10% | 5.08% | 2.46% |
| 11-Feb-23 | 926,267,755.08 | 1,341.11 | 6.53% | 8.31% | 6.18% | 5.08% | 2.45% |
| 10-Feb-23 | 926,086,635.82 | 1,340.84 | 6.46% | 8.28% | 6.17% | 5.07% | 2.40% |
| 9-Feb-23 | 928,718,177.62 | 1,340.58 | 6.39% | 8.26% | 6.16% | 5.07% | 2.35% |
| 8-Feb-23 | 928,544,840.41 | 1,340.36 | 6.35% | 8.27% | 6.17% | 5.08% | 2.41% |
| 7-Feb-23 | 928,398,428.19 | 1,340.13 | 6.35% | 8.27% | 6.15% | 6.28% | 2.34% |
| 6-Feb-23 | 928,680,671.96 | 1,339.90 | 6.34% | 8.27% | 6.13% | 5.75% | 2.32% |
| 5-Feb-23 | 929,789,720.24 | 1,339.70 | 6.36% | 8.27% | 6.42% | 5.99% | 2.31% |
| 4-Feb-23 | 929,603,183.97 | 1,339.43 | 6.28% | 8.24% | 6.40% | 5.91% | 2.30% |
| 3-Feb-23 | 929,416,636.92 | 1,339.16 | 6.19% | 8.21% | 6.38% | 5.90% | 2.30% |

| Fecha | Patrimonio neto del Fondo | Valor Cuota | Rentabilidad | | | | |
|-----------|---------------------------|-------------|--------------|---------|---------|----------|----------|
| | | | 30 días | 60 días | 90 días | 180 días | 365 días |
| 2-Feb-23 | 934,676,863.21 | 1,338.38 | 5.64% | 7.96% | 6.22% | 5.82% | 2.25% |
| 1-Feb-23 | 837,787,410.46 | 1,338.15 | 5.59% | 7.95% | 6.23% | 5.82% | 2.21% |
| 31-Jan-23 | 839,259,721.91 | 1,337.94 | 5.63% | 7.97% | 6.53% | 5.52% | 2.20% |
| 30-Jan-23 | 839,585,000.15 | 1,337.74 | 5.66% | 7.97% | 6.36% | 5.52% | 2.22% |
| 29-Jan-23 | 839,437,054.34 | 1,337.51 | 5.65% | 7.95% | 6.34% | 5.52% | 2.21% |
| 28-Jan-23 | 839,289,104.12 | 1,337.27 | 5.63% | 7.92% | 6.08% | 5.51% | 2.20% |
| 27-Jan-23 | 839,141,149.50 | 1,337.03 | 5.60% | 8.18% | 6.16% | 5.50% | 2.19% |
| 26-Jan-23 | 838,700,761.44 | 1,336.23 | 4.80% | 7.52% | 5.99% | 5.41% | 1.98% |
| 25-Jan-23 | 838,746,169.74 | 1,336.74 | 5.48% | 7.86% | 6.23% | 5.53% | 2.03% |
| 24-Jan-23 | 838,506,507.40 | 1,336.54 | 5.49% | 7.87% | 6.27% | 5.53% | 2.04% |
| 23-Jan-23 | 838,242,599.45 | 1,336.34 | 5.52% | 8.78% | 6.22% | 5.40% | 2.03% |
| 22-Jan-23 | 840,227,116.12 | 1,336.14 | 5.56% | 7.86% | 6.23% | 5.40% | 2.03% |
| 21-Jan-23 | 840,078,371.51 | 1,335.90 | 10.85% | 7.86% | 5.97% | 5.40% | 2.02% |
| 20-Jan-23 | 839,929,627.10 | 1,335.67 | 10.83% | 7.83% | 5.97% | 5.27% | 2.01% |
| 19-Jan-23 | 839,854,337.16 | 1,335.47 | 10.84% | 7.83% | 5.99% | 5.28% | 1.97% |
| 18-Jan-23 | 841,710,549.31 | 1,335.26 | 10.84% | 7.84% | 6.01% | 5.29% | 1.98% |
| 17-Jan-23 | 841,747,032.33 | 1,335.06 | 8.84% | 7.86% | 6.11% | 5.29% | 1.95% |
| 16-Jan-23 | 846,424,397.17 | 1,334.86 | 8.88% | 7.86% | 5.58% | 5.29% | 1.94% |
| 15-Jan-23 | 850,986,276.87 | 1,330.91 | 5.47% | 6.17% | 5.11% | 4.71% | 1.64% |
| 14-Jan-23 | 850,811,592.07 | 1,330.64 | 6.84% | 4.18% | 5.09% | 4.70% | 1.63% |
| 13-Jan-23 | 850,659,929.03 | 1,330.40 | 6.81% | 4.31% | 5.09% | 4.69% | 1.67% |
| 12-Jan-23 | 853,522,547.48 | 1,333.95 | 10.26% | 6.01% | 6.27% | 5.28% | 1.95% |
| 11-Jan-23 | 852,449,437.34 | 1,333.76 | 10.28% | 6.04% | 6.29% | 5.30% | 1.94% |
| 10-Jan-23 | 854,518,309.94 | 1,333.58 | 10.30% | 6.07% | 6.31% | 5.17% | 1.94% |
| 9-Jan-23 | 854,400,857.49 | 1,333.39 | 10.35% | 6.06% | 6.32% | 5.15% | 1.93% |
| 8-Jan-23 | 854,260,473.48 | 1,333.17 | 10.37% | 6.04% | 5.62% | 5.15% | 1.93% |
| 7-Jan-23 | 854,120,085.28 | 1,332.95 | 10.37% | 6.45% | 5.63% | 5.13% | 1.92% |
| 6-Jan-23 | 853,979,692.91 | 1,332.74 | 10.35% | 6.44% | 5.31% | 5.19% | 1.88% |
| 5-Jan-23 | 853,840,181.94 | 1,332.55 | 10.37% | 6.45% | 5.33% | 5.09% | 1.88% |
| 4-Jan-23 | 853,928,954.44 | 1,332.39 | 10.41% | 6.49% | 5.37% | 5.10% | 1.77% |
| 3-Jan-23 | 854,154,569.81 | 1,332.20 | 10.43% | 6.52% | 5.41% | 5.05% | 1.79% |
| 2-Jan-23 | 854,426,017.73 | 1,332.02 | 10.48% | 6.98% | 5.43% | 5.02% | 1.73% |
| 1-Jan-23 | 854,275,518.63 | 1,331.79 | 10.48% | 6.72% | 5.42% | 4.96% | 1.72% |
| 31-Dec-22 | 854,125,015.00 | 1,331.55 | 10.45% | 6.69% | 5.42% | 4.95% | 1.71% |
| 30-Dec-22 | 853,978,929.96 | 1,331.32 | 10.42% | 6.30% | 5.41% | 4.83% | 1.84% |
| 29-Dec-22 | 854,529,389.54 | 1,331.11 | 10.36% | 6.43% | 5.43% | 4.83% | 1.83% |
| 28-Dec-22 | 860,480,869.78 | 1,330.91 | 10.92% | 6.46% | 5.45% | 4.84% | 1.85% |
| 27-Dec-22 | 861,641,735.42 | 1,330.97 | 10.39% | 6.61% | 5.53% | 4.80% | 1.85% |
| 26-Dec-22 | 862,984,745.57 | 1,330.74 | 10.39% | 6.65% | 5.41% | 4.77% | 1.87% |
| 25-Dec-22 | 863,238,905.74 | 1,330.54 | 10.42% | 6.57% | 5.39% | 4.82% | 1.87% |
| 24-Dec-22 | 863,083,936.28 | 1,330.30 | 12.23% | 6.57% | 5.17% | 4.79% | 1.86% |
| 23-Dec-22 | 862,928,962.36 | 1,330.06 | 10.32% | 6.19% | 4.85% | 4.57% | 1.85% |
| 22-Dec-22 | 859,494,090.08 | 1,324.09 | 5.03% | 3.58% | 3.09% | 3.67% | 1.36% |
| 21-Dec-22 | 859,708,612.27 | 1,323.89 | 4.99% | 3.61% | 3.11% | 3.68% | 1.32% |
| 20-Dec-22 | 860,053,942.20 | 1,323.68 | 4.99% | 3.63% | 3.09% | 3.96% | 1.29% |
| 19-Dec-22 | 861,764,208.44 | 1,323.47 | 5.01% | 3.79% | 2.95% | 3.95% | 1.26% |
| 18-Dec-22 | 863,511,026.23 | 1,325.43 | 7.04% | 3.99% | 3.60% | 4.14% | 1.42% |
| 17-Dec-22 | 863,355,278.95 | 1,325.19 | 7.00% | 4.97% | 3.57% | 4.13% | 1.41% |
| 16-Dec-22 | 863,199,526.26 | 1,324.95 | 6.97% | 4.97% | 3.58% | 4.16% | 1.34% |
| 15-Dec-22 | 861,987,864.34 | 1,323.20 | 1.57% | 4.28% | 3.12% | 3.92% | 1.18% |
| 14-Dec-22 | 864,884,976.56 | 1,323.00 | 1.87% | 4.30% | 2.53% | 3.92% | 1.26% |

| Fecha | Patrimonio neto del Fondo | Valor Cuota | Rentabilidad | | | | |
|-----------|---------------------------|-------------|--------------|---------|---------|----------|----------|
| | | | 30 días | 60 días | 90 días | 180 días | 365 días |
| 13-Dec-22 | 864,928,659.65 | 1,322.79 | 1.87% | 4.33% | 3.09% | 3.92% | 1.16% |
| 12-Dec-22 | 864,672,245.48 | 1,322.59 | 1.91% | 4.34% | 3.06% | 3.92% | 1.12% |
| 11-Dec-22 | 866,647,934.31 | 1,322.38 | 1.94% | 4.35% | 3.03% | 3.71% | 1.12% |
| 10-Dec-22 | 866,490,457.02 | 1,322.14 | 1.88% | 3.31% | 3.11% | 4.25% | 1.11% |
| 9-Dec-22 | 866,333,119.04 | 1,321.90 | 1.82% | 3.31% | 3.06% | 3.98% | 1.11% |
| 8-Dec-22 | 868,630,831.35 | 1,321.69 | 2.64% | 2.84% | 3.07% | 3.98% | 1.13% |
| 7-Dec-22 | 869,364,101.35 | 1,321.49 | 2.64% | 2.87% | 3.09% | 3.99% | 0.90% |
| 6-Dec-22 | 867,980,646.69 | 1,321.29 | 2.65% | 2.90% | 3.05% | 3.99% | 0.97% |
| 5-Dec-22 | 867,936,555.97 | 1,321.08 | 2.69% | 2.96% | 2.97% | 3.98% | 0.97% |
| 4-Dec-22 | 819,744,375.53 | 1,320.87 | 2.73% | 2.97% | 2.89% | 3.98% | 0.96% |
| 3-Dec-22 | 819,604,872.93 | 1,320.65 | 3.62% | 2.96% | 2.77% | 3.98% | 0.95% |
| 2-Dec-22 | 819,460,157.34 | 1,320.42 | 3.08% | 2.95% | 2.66% | 3.97% | 0.93% |
| 1-Dec-22 | 819,084,920.87 | 1,320.22 | 3.05% | 2.96% | 2.68% | 3.97% | 0.86% |
| 30-Nov-22 | 822,467,442.89 | 1,320.02 | 2.30% | 3.00% | 2.70% | 3.98% | 0.88% |
| 29-Nov-22 | 837,057,878.51 | 1,319.87 | 2.62% | 3.05% | 2.56% | 4.04% | 0.89% |
| 28-Nov-22 | 825,732,061.93 | 1,319.07 | 2.12% | 2.76% | 2.29% | 3.94% | 0.86% |
| 27-Nov-22 | 826,660,354.16 | 1,319.70 | 2.95% | 2.98% | 2.54% | 3.94% | 0.92% |
| 26-Nov-22 | 826,515,040.52 | 1,319.47 | 3.04% | 2.94% | 2.53% | 3.93% | 0.91% |
| 25-Nov-22 | 826,369,722.56 | 1,319.24 | 2.84% | 2.62% | 3.31% | 3.92% | 0.92% |
| 24-Nov-22 | 825,006,770.61 | 1,317.06 | 1.04% | 1.26% | 2.72% | 3.61% | 0.75% |
| 23-Nov-22 | 826,723,724.16 | 1,318.87 | 2.18% | 2.21% | 3.36% | 3.94% | 0.88% |
| 22-Nov-22 | 827,272,600.00 | 1,318.64 | 2.17% | 2.22% | 2.59% | 3.89% | 0.90% |
| 21-Nov-22 | 827,974,723.25 | 1,318.48 | 2.26% | 2.22% | 2.79% | 3.89% | 0.87% |
| 20-Nov-22 | 833,300,151.29 | 1,318.27 | 2.31% | 2.01% | 2.84% | 3.88% | 0.86% |
| 19-Nov-22 | 833,154,381.55 | 1,318.04 | 2.60% | 1.98% | 2.92% | 3.87% | 0.85% |
| 18-Nov-22 | 833,008,607.71 | 1,317.81 | 0.99% | 1.93% | 2.83% | 3.85% | 0.83% |
| 17-Nov-22 | 822,341,145.94 | 1,317.61 | 3.00% | 1.96% | 2.85% | 3.85% | 0.82% |
| 16-Nov-22 | 827,533,965.06 | 1,317.41 | 3.03% | 1.98% | 2.87% | 3.86% | 0.83% |
| 15-Nov-22 | 915,542,787.76 | 1,321.49 | 7.03% | 3.09% | 4.23% | 4.41% | 1.18% |
| 14-Nov-22 | 915,306,030.98 | 1,320.97 | 6.78% | 3.77% | 3.75% | 4.35% | 1.03% |
| 13-Nov-22 | 923,417,272.24 | 1,320.76 | 6.83% | 3.72% | 3.77% | 4.34% | 1.02% |
| 12-Nov-22 | 923,250,481.66 | 1,320.52 | 6.82% | 3.65% | 3.78% | 4.58% | 1.01% |
| 11-Nov-22 | 923,083,685.81 | 1,320.28 | 6.81% | 3.78% | 3.75% | 4.31% | 0.99% |
| 10-Nov-22 | 922,869,116.84 | 1,320.11 | 4.78% | 3.73% | 3.79% | 4.32% | 0.99% |
| 9-Nov-22 | 926,937,015.58 | 1,319.93 | 4.84% | 3.77% | 3.82% | 4.33% | 0.94% |
| 8-Nov-22 | 926,081,470.60 | 1,318.83 | 3.07% | 3.38% | 5.91% | 4.16% | 0.87% |
| 7-Nov-22 | 932,838,341.14 | 1,318.63 | 3.12% | 3.32% | 4.89% | 3.74% | 0.85% |
| 6-Nov-22 | 936,549,244.97 | 1,318.42 | 3.18% | 3.20% | 5.34% | 3.71% | 0.84% |
| 5-Nov-22 | 936,371,125.95 | 1,318.17 | 3.25% | 3.06% | 5.20% | 3.70% | 0.84% |
| 4-Nov-22 | 936,193,001.81 | 1,317.92 | 3.22% | 2.87% | 5.18% | 3.65% | 0.83% |
| 3-Nov-22 | 935,513,979.37 | 1,316.74 | 2.33% | 2.28% | 4.89% | 3.50% | 0.79% |
| 2-Nov-22 | 935,805,972.43 | 1,317.08 | 2.84% | 2.55% | 5.07% | 3.59% | 0.79% |
| 1-Nov-22 | 935,632,408.04 | 1,316.92 | 2.89% | 2.60% | 4.49% | 3.60% | 0.80% |
| 31-Oct-22 | 1,037,107,496.11 | 1,317.53 | 3.72% | 2.74% | 4.75% | 3.72% | 0.88% |
| 30-Oct-22 | 1,042,254,426.32 | 1,317.03 | 3.50% | 2.48% | 4.65% | 3.64% | 0.85% |
| 29-Oct-22 | 1,042,049,110.78 | 1,316.77 | 3.42% | 2.44% | 4.64% | 3.64% | 0.83% |
| 28-Oct-22 | 1,041,843,789.13 | 1,316.51 | 3.04% | 2.41% | 4.61% | 3.64% | 0.84% |
| 27-Oct-22 | 1,039,803,932.15 | 1,316.18 | 2.86% | 3.52% | 4.58% | 3.63% | 0.87% |
| 26-Oct-22 | 1,042,154,695.18 | 1,316.16 | 2.42% | 3.63% | 4.65% | 3.55% | 0.87% |
| 25-Oct-22 | 1,043,789,360.82 | 1,315.93 | 1.48% | 3.65% | 4.63% | 3.62% | 0.86% |
| 24-Oct-22 | 1,049,200,526.52 | 1,316.52 | 2.26% | 2.89% | 4.63% | 3.90% | 0.92% |

| Fecha | Patrimonio neto del Fondo | Valor Cuota | Rentabilidad | | | | |
|-----------|---------------------------|-------------|--------------|---------|---------|----------|----------|
| | | | 30 días | 60 días | 90 días | 180 días | 365 días |
| 23-Oct-22 | 1,059,826,937.64 | 1,316.29 | 2.28% | 3.15% | 4.62% | 3.35% | 0.91% |
| 22-Oct-22 | 1,059,618,831.18 | 1,316.03 | 2.20% | 3.20% | 4.60% | 3.39% | 0.90% |
| 21-Oct-22 | 1,059,410,598.54 | 1,315.77 | 1.72% | 3.31% | 4.34% | 3.38% | 0.83% |
| 20-Oct-22 | 1,059,044,599.69 | 1,315.23 | 1.36% | 3.03% | 4.25% | 3.34% | 0.81% |
| 19-Oct-22 | 1,060,576,046.12 | 1,316.74 | 2.89% | 3.84% | 4.80% | 3.75% | 0.92% |
| 18-Oct-22 | 1,058,873,876.04 | 1,314.37 | 0.92% | 2.87% | 4.13% | 3.37% | 0.76% |
| 17-Oct-22 | 1,058,789,465.86 | 1,314.13 | 0.94% | 2.91% | 4.13% | 3.36% | 0.74% |
| 16-Oct-22 | 1,059,610,246.05 | 1,313.90 | -0.82% | 2.34% | 4.12% | 3.16% | 0.73% |
| 15-Oct-22 | 1,059,400,211.04 | 1,313.64 | 0.80% | 2.34% | 4.10% | 3.15% | 0.72% |
| 14-Oct-22 | 1,059,190,084.47 | 1,313.38 | 0.66% | 2.34% | 4.08% | 3.16% | 0.71% |
| 13-Oct-22 | 1,059,419,421.57 | 1,313.15 | 0.52% | 2.31% | 4.08% | 3.16% | 0.70% |
| 12-Oct-22 | 1,059,320,488.18 | 1,312.93 | 0.80% | 2.33% | 4.09% | 3.16% | 0.68% |
| 11-Oct-22 | 1,062,260,692.79 | 1,314.94 | 2.71% | 3.39% | 4.53% | 3.51% | 0.84% |
| 10-Oct-22 | 1,066,834,015.37 | 1,314.70 | 2.73% | 6.86% | 4.48% | 3.50% | 0.81% |
| 9-Oct-22 | 1,070,797,674.79 | 1,315.52 | 3.72% | 5.82% | 4.79% | 3.65% | 0.88% |
| 8-Oct-22 | 1,070,580,811.56 | 1,315.25 | 3.54% | 6.47% | 4.75% | 3.63% | 0.87% |
| 7-Oct-22 | 1,070,363,942.04 | 1,314.98 | 3.26% | 6.24% | 4.85% | 3.66% | 0.86% |
| 6-Oct-22 | 1,070,259,663.75 | 1,314.66 | 2.90% | 6.18% | 4.59% | 3.64% | 0.84% |
| 5-Oct-22 | 1,068,663,089.20 | 1,314.43 | 2.54% | 6.19% | 4.60% | 3.64% | 0.85% |
| 4-Oct-22 | 1,069,029,762.50 | 1,314.22 | 2.24% | 6.21% | 4.49% | 2.67% | 0.85% |
| 3-Oct-22 | 1,072,656,545.67 | 1,314.01 | 2.28% | 5.33% | 4.43% | 2.76% | 0.85% |
| 2-Oct-22 | 1,076,064,821.97 | 1,313.79 | 2.32% | 5.32% | 4.30% | 2.75% | 0.84% |
| 1-Oct-22 | 1,075,844,417.70 | 1,313.52 | 1.78% | 5.29% | 4.28% | 2.67% | 0.82% |
| 30-Sep-22 | 1,075,624,007.34 | 1,313.25 | 1.48% | 5.27% | 4.02% | 2.65% | 0.77% |
| 29-Sep-22 | 1,075,618,866.43 | 1,313.08 | 1.48% | 5.27% | 4.04% | 2.65% | 0.77% |
| 28-Sep-22 | 1,076,006,345.73 | 1,313.24 | 1.80% | 5.44% | 4.16% | 2.71% | 0.78% |
| 27-Sep-22 | 1,081,439,209.03 | 1,313.10 | 4.22% | 5.49% | 4.02% | 2.67% | 0.74% |
| 26-Sep-22 | 1,084,831,051.62 | 1,313.55 | 4.88% | 5.78% | 4.18% | 2.78% | 0.79% |
| 25-Sep-22 | 1,086,985,459.89 | 1,314.34 | 5.86% | 5.86% | 4.58% | 2.94% | 0.86% |
| 24-Sep-22 | 1,086,774,580.47 | 1,314.08 | 3.55% | 5.84% | 4.52% | 3.09% | 0.84% |
| 23-Sep-22 | 1,086,563,694.92 | 1,313.83 | 4.05% | 5.82% | 4.08% | 2.94% | 0.83% |
| 22-Sep-22 | 1,086,169,544.83 | 1,313.66 | 4.23% | 5.48% | 4.09% | 2.95% | 0.84% |
| 21-Sep-22 | 1,087,073,864.58 | 1,313.91 | 4.93% | 5.71% | 4.24% | 3.02% | 0.88% |
| 20-Sep-22 | 1,087,449,558.56 | 1,313.76 | 4.72% | 5.75% | 4.83% | 3.03% | 0.83% |
| 19-Sep-22 | 1,090,284,372.40 | 1,313.62 | 4.83% | 5.79% | 4.83% | 3.04% | 0.83% |
| 18-Sep-22 | 1,090,073,793.37 | 1,313.37 | 4.84% | 5.78% | 4.52% | 2.59% | 0.81% |
| 17-Sep-22 | 1,089,863,234.40 | 1,313.12 | 4.89% | 5.76% | 4.49% | 2.39% | 0.80% |
| 16-Sep-22 | 1,091,253,607.25 | 1,314.79 | 5.52% | 6.62% | 5.14% | 2.60% | 0.89% |
| 15-Sep-22 | 1,088,491,123.78 | 1,312.78 | 3.89% | 5.78% | 4.59% | 2.32% | 0.75% |
| 14-Sep-22 | 1,088,340,619.86 | 1,312.67 | 4.04% | 5.84% | 4.62% | 2.34% | 0.73% |
| 13-Sep-22 | 1,088,276,581.36 | 1,312.59 | 4.12% | 5.92% | 4.65% | 2.30% | 0.71% |
| 12-Sep-22 | 1,090,258,356.82 | 1,312.07 | 3.88% | 5.40% | 4.55% | 2.36% | 0.70% |
| 11-Sep-22 | 1,093,261,497.16 | 1,312.01 | 4.09% | 5.41% | 4.18% | 2.35% | 0.70% |
| 10-Sep-22 | 1,093,050,790.55 | 1,311.76 | 11.12% | 5.37% | 5.24% | 2.25% | 0.69% |
| 9-Sep-22 | 1,092,840,077.89 | 1,311.51 | 8.01% | 5.32% | 4.70% | 2.18% | 0.64% |
| 8-Sep-22 | 1,092,503,773.80 | 1,311.44 | 9.51% | 5.56% | 4.76% | 2.20% | 0.67% |
| 7-Sep-22 | 1,094,006,456.69 | 1,311.47 | 9.33% | 5.35% | 4.84% | 2.23% | 0.79% |
| 6-Sep-22 | 1,095,112,040.80 | 1,311.53 | 9.56% | 5.49% | 4.92% | 1.88% | 0.82% |
| 5-Sep-22 | 1,099,040,073.94 | 1,311.70 | 9.95% | 5.51% | 5.03% | 1.80% | 0.86% |
| 4-Sep-22 | 1,100,783,388.95 | 1,311.80 | 10.29% | 5.56% | 5.13% | 1.71% | 0.88% |
| 3-Sep-22 | 1,100,569,543.91 | 1,311.55 | 8.45% | 5.35% | 5.10% | 1.67% | 0.86% |

| Fecha | Patrimonio neto del Fondo | Valor Cuota | Rentabilidad | | | | |
|-----------|---------------------------|-------------|--------------|---------|---------|----------|----------|
| | | | 30 días | 60 días | 90 días | 180 días | 365 días |
| 2-Sep-22 | 1,100,355,692.27 | 1,311.29 | 8.40% | 5.32% | 5.08% | 1.01% | 0.88% |
| 1-Sep-22 | 1,101,023,974.25 | 1,311.60 | 8.88% | 5.21% | 5.25% | 1.08% | 0.95% |
| 31-Aug-22 | 1,100,807,441.53 | 1,311.66 | 9.14% | 5.34% | 5.34% | 1.11% | 1.03% |
| 30-Aug-22 | 1,100,073,287.98 | 1,311.49 | 9.13% | 5.37% | 5.45% | 0.92% | 1.01% |
| 29-Aug-22 | 1,103,198,961.73 | 1,311.30 | 9.17% | 5.15% | 5.44% | 0.75% | 1.03% |
| 28-Aug-22 | 1,102,694,571.26 | 1,308.56 | 6.83% | 3.92% | 4.40% | 0.35% | 0.83% |
| 27-Aug-22 | 1,102,474,376.05 | 1,308.30 | 6.76% | 4.01% | 4.36% | 0.27% | 0.81% |
| 26-Aug-22 | 1,102,254,171.61 | 1,308.04 | 5.95% | 3.93% | 4.33% | 0.46% | 0.82% |
| 25-Aug-22 | 1,104,423,056.60 | 1,310.26 | 8.21% | 4.41% | 5.10% | 0.83% | 1.01% |
| 24-Aug-22 | 1,104,209,871.59 | 1,309.46 | 7.67% | 4.15% | 4.92% | 0.73% | 0.97% |
| 23-Aug-22 | 1,117,783,335.35 | 1,309.11 | 6.80% | 4.09% | 4.80% | 0.53% | 0.99% |
| 22-Aug-22 | 1,117,940,581.19 | 1,308.61 | 6.57% | 4.79% | 4.69% | 0.34% | 0.98% |
| 21-Aug-22 | 1,124,831,008.88 | 1,308.69 | 6.87% | 4.89% | 4.76% | 0.16% | 0.99% |
| 20-Aug-22 | 1,124,604,271.84 | 1,308.42 | 6.83% | 4.43% | 4.72% | 0.17% | 0.98% |
| 19-Aug-22 | 1,124,377,528.07 | 1,308.16 | 6.80% | 4.38% | 4.67% | 0.13% | 0.99% |
| 18-Aug-22 | 1,134,692,715.68 | 1,307.86 | 6.72% | 4.44% | 4.65% | 0.10% | 0.94% |
| 17-Aug-22 | 1,138,483,684.24 | 1,308.85 | 7.84% | 5.00% | 5.04% | 0.28% | 1.07% |
| 16-Aug-22 | 1,138,606,053.25 | 1,308.60 | 7.75% | 4.98% | 4.77% | 0.14% | 1.07% |
| 15-Aug-22 | 1,138,367,749.60 | 1,308.32 | 7.73% | 4.93% | 4.73% | 0.15% | 1.05% |
| 14-Aug-22 | 1,141,645,387.28 | 1,308.17 | 7.82% | 4.96% | 4.73% | 0.00% | 1.04% |
| 13-Aug-22 | 1,141,407,767.92 | 1,307.90 | 7.00% | 4.31% | 5.19% | 0.02% | 1.03% |
| 12-Aug-22 | 1,141,169,594.16 | 1,307.62 | 6.82% | 5.86% | 4.65% | -0.26% | 1.05% |
| 11-Aug-22 | 1,146,239,681.46 | 1,299.88 | -0.28% | 1.59% | 2.30% | -1.44% | 0.42% |
| 10-Aug-22 | 1,148,171,410.71 | 1,302.93 | 2.71% | 3.13% | 3.32% | -0.94% | 0.67% |
| 9-Aug-22 | 1,136,931,639.58 | 1,301.27 | 1.70% | 2.46% | 2.82% | -1.27% | 0.50% |
| 8-Aug-22 | 1,146,978,841.76 | 1,301.49 | 1.46% | 2.65% | 2.10% | -1.28% | 0.55% |
| 7-Aug-22 | 1,158,184,260.01 | 1,301.31 | 1.51% | 2.66% | 2.06% | -1.17% | 0.54% |
| 6-Aug-22 | 1,157,959,416.62 | 1,301.05 | 1.16% | 2.63% | 2.03% | -1.31% | 0.52% |
| 5-Aug-22 | 1,157,734,566.47 | 1,300.80 | 0.92% | 2.60% | 1.93% | -1.36% | 0.50% |
| 4-Aug-22 | 1,160,294,710.95 | 1,302.50 | 2.34% | 3.47% | 2.53% | -1.07% | 0.72% |
| 3-Aug-22 | 1,170,933,564.90 | 1,302.30 | 2.32% | 3.48% | 2.54% | -1.08% | 0.69% |
| 2-Aug-22 | 1,171,329,639.44 | 1,302.09 | 1.61% | 3.50% | 2.56% | -1.09% | 0.78% |
| 1-Aug-22 | 1,171,336,723.52 | 1,301.88 | 1.63% | 3.64% | 2.53% | -1.09% | 0.86% |
| 31-Jul-22 | 1,184,454,881.98 | 1,301.72 | 1.70% | 3.63% | 2.48% | -1.17% | 0.85% |
| 30-Jul-22 | 1,184,245,196.54 | 1,301.49 | 1.20% | 3.25% | 2.49% | -1.19% | 0.84% |
| 29-Jul-22 | 1,184,035,422.29 | 1,301.26 | 1.05% | 3.22% | 2.49% | -1.16% | 0.84% |
| 28-Jul-22 | 1,187,742,725.33 | 1,301.07 | 1.32% | 3.20% | 2.51% | -1.17% | 0.89% |
| 27-Jul-22 | 1,190,822,050.92 | 1,301.67 | 1.94% | 3.59% | 2.55% | -1.05% | 1.06% |
| 26-Jul-22 | 1,191,720,055.87 | 1,301.47 | 0.67% | 3.60% | 2.70% | -1.06% | 0.98% |
| 25-Jul-22 | 1,194,298,354.47 | 1,301.26 | 0.69% | 3.49% | 3.00% | -1.40% | 1.02% |
| 24-Jul-22 | 1,195,381,219.49 | 1,301.83 | 1.43% | 3.82% | 2.17% | -1.28% | 1.07% |
| 23-Jul-22 | 1,195,154,557.09 | 1,301.58 | 3.06% | 3.77% | 2.24% | -1.28% | 1.06% |
| 22-Jul-22 | 1,194,927,894.96 | 1,301.34 | 2.97% | 3.72% | 2.24% | -1.30% | 1.08% |
| 21-Jul-22 | 1,193,731,227.85 | 1,301.12 | 2.07% | 3.67% | 2.25% | -1.32% | 1.14% |
| 20-Jul-22 | 1,195,731,168.50 | 1,300.89 | 2.02% | 3.68% | 2.52% | -1.33% | 1.11% |
| 19-Jul-22 | 1,207,339,714.62 | 1,300.67 | 2.20% | 3.68% | 2.45% | -1.35% | 1.12% |
| 18-Jul-22 | 1,206,072,672.14 | 1,300.48 | 2.23% | 3.32% | 2.43% | -1.42% | 1.12% |
| 17-Jul-22 | 1,211,355,127.58 | 1,300.31 | 2.28% | 3.30% | 2.06% | -1.40% | 1.11% |
| 16-Jul-22 | 1,211,126,113.93 | 1,300.06 | 2.19% | 3.26% | 2.04% | -1.47% | 1.10% |
| 15-Jul-22 | 1,210,897,093.54 | 1,299.82 | 2.17% | 3.95% | 2.06% | -1.50% | 1.09% |
| 14-Jul-22 | 1,210,388,666.87 | 1,300.41 | 1.66% | 3.57% | 2.32% | -1.39% | 1.15% |

| Fecha | Patrimonio neto del Fondo | Valor Cuota | Rentabilidad | | | | |
|-----------|---------------------------|-------------|--------------|---------|---------|----------|----------|
| | | | 30 días | 60 días | 90 días | 180 días | 365 días |
| 13-Jul-22 | 1,215,752,342.55 | 1,300.34 | 5.00% | 3.64% | 2.36% | -1.38% | 1.15% |
| 12-Jul-22 | 1,218,347,032.31 | 1,300.17 | 3.47% | 3.67% | 2.38% | -1.29% | 1.17% |
| 11-Jul-22 | 1,227,687,619.62 | 1,300.04 | 3.57% | 3.62% | 2.39% | -1.30% | 1.20% |
| 10-Jul-22 | 1,235,970,010.93 | 1,299.46 | 3.25% | 2.19% | 2.26% | -1.37% | 1.16% |
| 9-Jul-22 | 1,236,420,318.91 | 1,299.93 | 3.86% | 2.44% | 2.46% | -1.28% | 1.21% |
| 8-Jul-22 | 1,236,195,168.27 | 1,299.69 | 3.82% | 2.40% | 2.52% | -1.30% | 1.18% |
| 7-Jul-22 | 1,237,993,917.79 | 1,299.81 | 4.12% | 2.43% | 2.63% | -1.26% | 1.26% |
| 6-Jul-22 | 1,267,670,559.86 | 1,299.82 | 4.29% | 2.53% | 2.69% | -1.24% | 1.30% |
| 5-Jul-22 | 1,243,839,084.50 | 1,300.00 | 4.64% | 2.72% | 0.89% | -1.26% | 1.35% |
| 4-Jul-22 | 1,245,258,722.68 | 1,299.82 | 4.68% | 2.76% | 1.09% | -1.26% | 1.43% |
| 3-Jul-22 | 1,246,949,887.54 | 1,300.37 | 5.42% | 3.07% | 1.30% | -1.36% | 1.48% |
| 2-Jul-22 | 1,246,728,491.83 | 1,300.14 | 5.68% | 2.97% | 1.15% | -1.34% | 1.46% |
| 1-Jul-22 | 1,246,505,674.14 | 1,299.90 | 5.60% | 2.97% | 1.12% | -1.47% | 1.44% |
| 30-Jun-22 | 1,248,499,744.69 | 1,300.20 | 5.33% | 3.22% | 1.28% | -1.40% | 1.54% |
| 29-Jun-22 | 1,253,366,992.74 | 1,300.14 | 5.41% | 3.31% | 1.32% | -1.39% | 1.54% |
| 28-Jun-22 | 1,253,702,697.18 | 1,299.67 | 5.11% | 2.87% | 1.14% | -1.18% | 1.49% |
| 27-Jun-22 | 1,262,855,969.06 | 1,299.60 | 5.27% | 3.15% | 1.20% | -1.17% | 1.54% |
| 26-Jun-22 | 1,270,522,081.08 | 1,300.75 | 6.57% | 4.24% | 1.63% | -0.93% | 1.64% |
| 25-Jun-22 | 1,270,301,796.78 | 1,300.53 | 6.32% | 2.63% | 1.94% | -0.96% | 1.62% |
| 24-Jun-22 | 1,270,081,630.93 | 1,300.30 | 6.25% | 2.75% | 1.64% | -0.92% | 1.66% |
| 23-Jun-22 | 1,272,434,081.33 | 1,298.31 | 4.52% | 1.94% | 1.09% | -1.21% | 1.50% |
| 22-Jun-22 | 1,273,474,046.32 | 1,298.16 | 4.49% | 1.98% | 1.11% | -1.21% | 1.53% |
| 21-Jun-22 | 1,291,293,844.46 | 1,298.91 | 5.31% | 2.83% | 1.42% | -1.09% | 1.58% |
| 20-Jun-22 | 1,289,519,331.30 | 1,298.74 | 5.37% | 2.75% | 1.42% | -1.18% | 1.67% |
| 19-Jun-22 | 1,292,017,683.56 | 1,298.32 | 5.20% | 2.63% | 0.47% | -1.29% | 1.64% |
| 18-Jun-22 | 1,291,795,770.36 | 1,298.10 | 4.43% | 2.04% | 0.10% | -1.34% | 1.63% |
| 17-Jun-22 | 1,291,573,680.26 | 1,297.88 | 4.36% | 2.02% | -0.08% | -1.42% | 1.56% |
| 16-Jun-22 | 1,310,255,722.79 | 1,297.73 | 4.36% | 2.10% | -0.06% | -1.43% | 1.55% |
| 15-Jun-22 | 1,310,031,621.61 | 1,297.50 | 5.77% | 2.10% | -0.07% | -1.44% | 1.61% |
| 14-Jun-22 | 1,316,518,454.03 | 1,298.64 | 5.50% | 2.73% | 0.24% | -1.36% | 1.74% |
| 13-Jun-22 | 1,323,726,926.84 | 1,295.02 | 2.31% | 1.14% | -0.61% | -1.97% | 1.46% |
| 12-Jun-22 | 1,343,179,864.14 | 1,296.47 | 3.89% | 1.90% | -0.15% | -1.56% | 1.58% |
| 11-Jun-22 | 1,342,935,397.58 | 1,296.24 | 3.71% | 1.86% | -0.35% | -1.77% | 1.56% |
| 10-Jun-22 | 1,342,690,923.80 | 1,296.00 | 1.15% | 1.83% | -0.48% | -1.85% | 1.57% |
| 9-Jun-22 | 1,411,957,110.79 | 1,295.82 | 1.03% | 1.95% | -0.49% | -1.85% | 1.59% |
| 8-Jun-22 | 1,357,540,582.78 | 1,295.62 | 0.98% | 1.96% | -0.49% | -1.86% | 1.62% |
| 7-Jun-22 | 1,357,756,547.16 | 1,295.43 | 0.75% | 1.97% | -1.26% | -1.85% | 1.61% |
| 6-Jun-22 | 1,367,255,609.66 | 1,295.25 | 0.79% | -0.89% | -1.53% | -1.80% | 1.63% |
| 5-Jun-22 | 1,374,688,857.52 | 1,295.07 | 0.82% | -0.60% | -1.80% | -2.27% | 1.62% |
| 4-Jun-22 | 1,374,442,444.33 | 1,294.83 | 0.86% | -0.65% | -1.86% | -2.14% | 1.60% |
| 3-Jun-22 | 1,374,196,023.01 | 1,294.60 | 0.75% | -0.87% | -3.17% | -2.14% | 1.63% |
| 2-Jun-22 | 1,373,217,015.32 | 1,294.10 | 0.29% | -1.05% | -3.28% | -2.20% | 1.59% |
| 1-Jun-22 | 1,365,122,462.66 | 1,293.94 | 0.37% | -1.02% | -3.28% | -2.21% | 1.66% |
| 31-May-22 | 1,368,714,238.07 | 1,294.53 | 1.14% | -0.65% | -3.44% | -2.14% | 1.72% |
| 30-May-22 | 1,379,330,498.50 | 1,294.38 | 1.23% | -0.77% | -3.75% | -2.25% | 1.72% |
| 29-May-22 | 1,389,116,634.49 | 1,294.23 | 0.66% | -0.72% | -3.74% | -2.22% | 1.72% |
| 28-May-22 | 1,388,865,148.43 | 1,294.00 | 1.07% | -0.73% | -3.90% | -2.20% | 1.71% |
| 27-May-22 | 1,388,613,655.31 | 1,293.76 | 1.95% | -0.28% | -3.51% | -2.19% | 1.68% |
| 26-May-22 | 1,388,833,838.94 | 1,293.80 | -1.04% | -0.59% | -3.45% | -2.16% | 1.79% |
| 25-May-22 | 1,402,608,197.88 | 1,293.65 | -0.72% | -0.55% | -3.45% | -2.17% | 1.92% |
| 24-May-22 | 1,405,320,152.78 | 1,293.51 | -0.63% | -0.52% | -3.78% | -2.13% | 1.90% |

| Fecha | Patrimonio neto del Fondo | Valor Cuota | Rentabilidad | | | | |
|-----------|---------------------------|-------------|--------------|---------|---------|----------|----------|
| | | | 30 días | 60 días | 90 días | 180 días | 365 días |
| 23-May-22 | 1,416,030,594.32 | 1,293.39 | -0.52% | -0.47% | -4.05% | -2.16% | 1.89% |
| 22-May-22 | 1,425,397,059.41 | 1,293.26 | 0.37% | -0.44% | -4.46% | -2.18% | 1.88% |
| 21-May-22 | 1,425,141,431.56 | 1,293.03 | 0.15% | -1.79% | -4.43% | -2.15% | 1.88% |
| 20-May-22 | 1,424,885,795.97 | 1,292.80 | 0.07% | -2.35% | -4.51% | -2.22% | 1.86% |
| 19-May-22 | 1,431,990,719.08 | 1,293.39 | -0.33% | -2.23% | -4.28% | -2.11% | 2.00% |
| 18-May-22 | 1,440,960,198.34 | 1,293.25 | -0.30% | -2.19% | -4.28% | -2.11% | 2.07% |
| 17-May-22 | 1,446,387,720.13 | 1,293.09 | -0.15% | -2.18% | -4.54% | -2.15% | 2.07% |
| 16-May-22 | 1,447,129,938.55 | 1,291.38 | -1.55% | -3.06% | -4.96% | -2.40% | 1.97% |
| 15-May-22 | 1,462,545,296.69 | 1,292.79 | -0.02% | -1.97% | -4.76% | -2.14% | 2.09% |
| 14-May-22 | 1,462,290,134.88 | 1,292.56 | -0.02% | -2.07% | -4.72% | -2.09% | 2.08% |
| 13-May-22 | 1,462,035,057.14 | 1,292.34 | -0.07% | -2.36% | -5.25% | -2.36% | 2.07% |
| 12-May-22 | 1,476,927,236.89 | 1,292.30 | 0.02% | -2.47% | -5.22% | -2.35% | 2.10% |
| 11-May-22 | 1,487,019,260.09 | 1,294.78 | 2.52% | -1.23% | -4.41% | -1.94% | 2.35% |
| 10-May-22 | 1,490,132,376.67 | 1,294.72 | 2.89% | -1.16% | -4.56% | -1.96% | 2.36% |
| 9-May-22 | 1,517,294,898.20 | 1,294.58 | 2.95% | -2.29% | -4.70% | -1.95% | 2.36% |
| 8-May-22 | 1,519,145,132.07 | 1,294.63 | 3.19% | -2.60% | -4.41% | -2.02% | 2.37% |
| 7-May-22 | 1,518,888,044.54 | 1,294.41 | -2.57% | -3.02% | -4.68% | -2.02% | 2.36% |
| 6-May-22 | 1,518,630,945.65 | 1,294.19 | -2.02% | -3.11% | -4.76% | -2.07% | 2.36% |
| 5-May-22 | 1,523,818,168.07 | 1,293.92 | -2.15% | -5.12% | -4.80% | -2.09% | 2.40% |
| 4-May-22 | 1,549,455,962.83 | 1,293.80 | -2.49% | -5.10% | -4.79% | -2.09% | 2.41% |
| 3-May-22 | 1,558,220,178.87 | 1,293.79 | -2.38% | -5.03% | -4.74% | -2.06% | 2.42% |
| 2-May-22 | 1,557,928,396.60 | 1,293.55 | -2.41% | -5.66% | -4.76% | -2.01% | 2.44% |
| 1-May-22 | 1,557,636,580.89 | 1,293.31 | -2.44% | -6.18% | -4.94% | -2.08% | 2.43% |
| 30-Apr-22 | 1,557,341,948.73 | 1,293.07 | -2.77% | -6.22% | -4.98% | -2.08% | 2.42% |
| 29-Apr-22 | 1,558,708,389.43 | 1,293.53 | -2.10% | -6.14% | -4.71% | -1.95% | 2.46% |
| 28-Apr-22 | 1,562,182,721.57 | 1,292.86 | -2.53% | -5.74% | -4.88% | -2.04% | 2.45% |
| 27-Apr-22 | 1,573,733,849.61 | 1,291.69 | -2.49% | -6.22% | -5.20% | -2.20% | 2.34% |
| 26-Apr-22 | 1,606,683,827.61 | 1,294.91 | -0.13% | -4.62% | -4.16% | -1.66% | 2.62% |
| 25-Apr-22 | 1,611,539,825.04 | 1,294.42 | -0.39% | -5.29% | -4.92% | -1.61% | 2.57% |
| 24-Apr-22 | 1,611,241,555.85 | 1,294.18 | -0.40% | -5.76% | -4.93% | -1.66% | 2.56% |
| 23-Apr-22 | 1,610,943,354.03 | 1,293.94 | -0.42% | -6.44% | -4.93% | -1.67% | 2.55% |
| 22-Apr-22 | 1,617,150,071.50 | 1,292.86 | -1.25% | -6.80% | -5.23% | -1.80% | 2.48% |
| 21-Apr-22 | 1,617,150,071.50 | 1,292.86 | -3.72% | -6.81% | -5.19% | -1.79% | 2.51% |
| 20-Apr-22 | 1,653,185,383.06 | 1,292.72 | -4.76% | -6.81% | -5.19% | -1.80% | 2.55% |
| 19-Apr-22 | 1,676,962,766.14 | 1,293.74 | -4.11% | -6.26% | -4.84% | -1.74% | 2.65% |
| 18-Apr-22 | 1,709,735,281.25 | 1,293.57 | -4.07% | -6.66% | -4.98% | -1.73% | 2.65% |
| 17-Apr-22 | 1,768,819,463.15 | 1,293.25 | -4.19% | -6.64% | -4.99% | -1.78% | 2.64% |
| 16-Apr-22 | 1,768,518,472.35 | 1,293.03 | -4.55% | -7.12% | -5.11% | -1.79% | 2.62% |
| 15-Apr-22 | 1,768,217,472.66 | 1,292.81 | -3.91% | -7.04% | -5.18% | -1.81% | 2.64% |
| 14-Apr-22 | 1,767,916,401.69 | 1,292.58 | -4.10% | -7.86% | -5.21% | -1.83% | 2.68% |
| 13-Apr-22 | 1,776,761,921.32 | 1,292.41 | -4.63% | -7.88% | -5.22% | -1.85% | 2.73% |
| 12-Apr-22 | 1,783,585,794.67 | 1,292.27 | -4.94% | -7.87% | -5.03% | -1.84% | 2.75% |
| 11-Apr-22 | 1,801,829,606.33 | 1,292.10 | -4.97% | -8.17% | -5.07% | -1.86% | 2.74% |
| 10-Apr-22 | 1,926,919,057.50 | 1,291.66 | -5.18% | -8.52% | -5.17% | -1.92% | 2.71% |
| 9-Apr-22 | 1,926,611,217.04 | 1,291.45 | -7.49% | -8.20% | -5.19% | -1.96% | 2.70% |
| 8-Apr-22 | 1,926,298,409.08 | 1,291.24 | -8.35% | -8.60% | -5.22% | -2.01% | 2.68% |
| 7-Apr-22 | 1,936,539,665.50 | 1,297.15 | -3.45% | -5.82% | -3.35% | -1.07% | 3.21% |
| 6-Apr-22 | 1,949,829,179.19 | 1,296.35 | -4.18% | -6.13% | -3.57% | -1.19% | 3.18% |
| 5-Apr-22 | 1,958,690,509.53 | 1,296.21 | -8.02% | -6.13% | -3.69% | -1.18% | 3.12% |
| 4-Apr-22 | 1,982,276,114.60 | 1,296.45 | -7.65% | -5.94% | -3.57% | -1.12% | 3.15% |
| 3-Apr-22 | 2,003,781,382.46 | 1,296.33 | -7.61% | -5.90% | -3.98% | -1.10% | 3.15% |

| Fecha | Patrimonio neto del Fondo | Valor Cuota | Rentabilidad | | | | |
|-----------|---------------------------|-------------|--------------|---------|---------|----------|----------|
| | | | 30 días | 60 días | 90 días | 180 días | 365 días |
| 2-Apr-22 | 2,003,457,903.05 | 1,296.12 | -8.83% | -6.17% | -3.92% | -1.09% | 3.14% |
| 1-Apr-22 | 2,003,126,096.76 | 1,295.91 | -9.82% | -6.22% | -4.17% | -1.10% | 3.12% |
| 31-Mar-22 | 2,009,004,165.07 | 1,296.01 | -9.57% | -5.96% | -4.10% | -1.07% | 3.14% |
| 30-Mar-22 | 2,156,137,670.22 | 1,295.77 | -10.06% | -6.02% | -4.13% | -1.10% | 3.16% |
| 29-Mar-22 | 2,166,888,707.67 | 1,295.55 | -8.86% | -6.07% | -3.63% | -1.19% | 3.18% |
| 28-Mar-22 | 2,199,029,610.72 | 1,294.35 | -9.84% | -6.57% | -3.97% | -1.35% | 3.09% |
| 27-Mar-22 | 2,243,901,940.84 | 1,295.05 | -9.04% | -7.17% | -3.64% | -1.25% | 3.15% |
| 26-Mar-22 | 2,243,520,717.58 | 1,294.83 | -10.11% | -7.18% | -3.70% | -1.33% | 3.14% |
| 25-Mar-22 | 2,243,139,482.97 | 1,294.61 | -11.02% | -7.17% | -3.61% | -1.34% | 3.14% |
| 24-Mar-22 | 2,244,816,783.25 | 1,294.39 | -12.33% | -7.22% | -3.64% | -1.36% | 3.14% |
| 23-Mar-22 | 2,346,100,586.15 | 1,294.20 | -12.20% | -7.25% | -3.66% | -1.38% | 3.15% |
| 22-Mar-22 | 2,478,751,349.79 | 1,296.83 | -9.78% | -5.94% | -2.82% | -0.96% | 3.36% |
| 21-Mar-22 | 2,452,993,614.38 | 1,297.79 | -8.75% | -5.42% | -2.66% | -0.78% | 3.48% |
| 20-Mar-22 | 2,649,288,588.78 | 1,298.12 | -8.31% | -5.40% | -2.65% | -0.67% | 3.52% |
| 19-Mar-22 | 2,648,860,058.11 | 1,297.91 | -9.13% | -5.36% | -2.75% | -0.78% | 3.51% |
| 18-Mar-22 | 2,648,449,382.48 | 1,297.71 | -8.99% | -5.54% | -2.89% | -0.80% | 3.51% |
| 17-Mar-22 | 2,676,570,617.10 | 1,297.88 | -9.55% | -5.45% | -2.80% | -0.76% | 3.57% |
| 16-Mar-22 | 2,722,450,582.05 | 1,296.97 | -10.04% | -5.83% | -3.04% | -0.89% | 3.55% |
| 15-Mar-22 | 2,977,015,965.99 | 1,296.95 | -11.47% | -5.78% | -3.23% | -0.96% | 3.58% |
| 14-Mar-22 | 3,201,242,940.14 | 1,297.35 | -10.96% | -5.23% | -3.22% | -0.88% | 3.66% |
| 13-Mar-22 | 3,293,652,179.75 | 1,297.54 | -10.65% | -5.11% | -2.78% | -0.88% | 3.69% |
| 12-Mar-22 | 3,293,265,758.90 | 1,297.39 | -11.20% | -5.13% | -3.18% | -0.92% | 3.68% |
| 11-Mar-22 | 3,292,736,977.55 | 1,297.18 | -11.67% | -5.17% | -3.33% | -0.90% | 3.66% |
| 10-Mar-22 | 3,332,913,986.70 | 1,299.45 | -8.75% | -4.04% | -2.58% | -0.53% | 3.90% |
| 9-Mar-22 | 3,399,207,635.86 | 1,300.17 | -8.67% | -3.65% | -2.32% | -0.41% | 3.95% |
| 8-Mar-22 | 3,746,473,477.31 | 1,300.84 | -8.10% | -3.28% | -2.03% | -0.35% | 4.04% |
| 7-Mar-22 | 3,934,050,711.57 | 1,300.81 | -7.99% | -3.42% | -1.88% | -0.30% | 4.04% |
| 6-Mar-22 | 3,971,673,875.20 | 1,304.82 | -4.14% | -1.47% | -1.51% | 0.56% | 4.37% |
| 5-Mar-22 | 3,971,176,046.41 | 1,304.65 | -4.14% | -2.10% | -1.23% | 0.59% | 4.36% |
| 4-Mar-22 | 3,970,676,564.09 | 1,304.49 | -4.10% | -2.00% | -1.22% | 0.62% | 4.35% |
| 3-Mar-22 | 3,986,051,931.94 | 1,305.59 | -3.42% | -1.76% | -0.84% | 0.81% | 4.54% |
| 2-Mar-22 | 4,041,380,795.42 | 1,306.45 | -2.52% | -1.30% | -0.54% | 0.95% | 4.63% |
| 1-Mar-22 | 4,060,575,226.60 | 1,306.29 | -2.26% | -1.32% | -0.63% | 0.99% | 4.64% |
| 28-Feb-22 | 4,147,205,390.32 | 1,306.58 | -1.88% | -0.31% | -0.72% | 1.14% | 4.66% |
| 27-Feb-22 | 4,260,866,630.40 | 1,305.05 | -3.18% | -0.97% | -1.09% | 1.06% | 4.54% |
| 26-Feb-22 | 4,260,360,011.70 | 1,304.90 | -3.19% | -0.87% | -1.02% | 1.01% | 4.54% |
| 25-Feb-22 | 4,259,853,363.15 | 1,304.74 | -5.18% | -0.93% | -0.96% | 1.07% | 4.54% |
| 24-Feb-22 | 4,401,055,268.72 | 1,305.68 | -4.11% | -0.27% | -0.64% | 1.23% | 4.62% |
| 23-Feb-22 | 4,513,338,811.24 | 1,306.44 | -3.19% | 0.15% | -0.36% | 1.36% | 4.68% |
| 22-Feb-22 | 4,599,635,291.82 | 1,307.64 | -1.95% | 0.77% | 0.12% | 1.60% | 4.76% |
| 21-Feb-22 | 4,698,171,554.69 | 1,307.31 | -2.15% | 0.64% | 0.00% | 1.59% | 4.71% |
| 20-Feb-22 | 4,935,711,981.74 | 1,307.34 | -2.00% | 0.46% | 0.00% | 1.64% | 4.72% |
| 19-Feb-22 | 4,935,167,873.24 | 1,307.20 | -2.01% | 0.25% | 0.10% | 1.71% | 4.72% |
| 18-Feb-22 | 4,934,623,771.15 | 1,307.05 | -2.40% | 0.13% | -0.02% | 1.75% | 4.74% |
| 17-Feb-22 | 4,896,171,560.98 | 1,307.72 | -1.52% | 0.32% | 0.22% | 1.86% | 4.83% |
| 16-Feb-22 | 4,914,377,862.64 | 1,307.37 | -2.01% | 0.21% | 0.15% | 1.82% | 4.82% |
| 15-Feb-22 | 5,153,499,429.09 | 1,308.15 | -1.27% | 0.64% | 0.37% | 2.01% | 4.91% |
| 14-Feb-22 | 5,294,763,028.93 | 1,307.77 | -1.51% | 0.18% | 0.29% | 1.89% | 4.86% |
| 13-Feb-22 | 5,311,113,111.22 | 1,309.29 | 0.02% | 0.73% | 0.83% | 2.24% | 4.99% |
| 12-Feb-22 | 5,310,512,762.25 | 1,309.15 | 0.60% | 1.23% | 0.96% | 2.25% | 4.98% |
| 11-Feb-22 | 5,309,908,922.65 | 1,309.00 | 0.51% | 0.63% | 0.45% | 2.24% | 5.02% |

| Fecha | Patrimonio neto del Fondo | Valor Cuota | Rentabilidad | | | | |
|-----------|---------------------------|-------------|--------------|---------|---------|----------|----------|
| | | | 30 días | 60 días | 90 días | 180 días | 365 días |
| 10-Feb-22 | 5,443,661,288.35 | 1,309.45 | 1.04% | 0.71% | 0.63% | 2.31% | 5.06% |
| 9-Feb-22 | 5,454,955,871.06 | 1,309.74 | 1.43% | 0.92% | 0.75% | 2.37% | 5.10% |
| 8-Feb-22 | 5,485,901,101.89 | 1,308.86 | 0.72% | 0.57% | 0.47% | 2.31% | 5.13% |
| 7-Feb-22 | 5,510,785,241.12 | 1,309.51 | 1.43% | 0.98% | 0.72% | 2.36% | 5.17% |
| 6-Feb-22 | 5,527,269,766.52 | 1,309.56 | 1.59% | 1.24% | 0.59% | 2.39% | 5.19% |
| 5-Feb-22 | 5,526,658,359.69 | 1,309.41 | 1.20% | -0.13% | 0.61% | 2.29% | 5.18% |
| 4-Feb-22 | 5,526,046,934.62 | 1,309.27 | 1.22% | 0.29% | 0.54% | 2.33% | 5.21% |
| 3-Feb-22 | 5,564,874,926.38 | 1,309.11 | -0.05% | 0.31% | 0.54% | 2.31% | 5.25% |
| 2-Feb-22 | 5,565,193,716.97 | 1,308.90 | 0.12% | 0.27% | 0.51% | 2.28% | 5.22% |
| 1-Feb-22 | 5,582,237,862.53 | 1,309.27 | -0.09% | 0.51% | 0.69% | 2.35% | 5.27% |
| 31-Jan-22 | 6,067,885,697.40 | 1,309.15 | -0.08% | 0.39% | 0.83% | 2.50% | 5.30% |
| 30-Jan-22 | 6,098,753,694.26 | 1,308.72 | -0.37% | -0.09% | 0.62% | 2.41% | 5.27% |
| 29-Jan-22 | 6,098,170,460.18 | 1,308.59 | 1.25% | 0.01% | 0.66% | 2.61% | 5.27% |
| 28-Jan-22 | 6,097,587,199.27 | 1,308.47 | 1.24% | 0.12% | 0.75% | 2.78% | 5.35% |
| 27-Jan-22 | 6,099,867,965.32 | 1,308.33 | 1.46% | 0.22% | 0.73% | 2.77% | 5.37% |
| 26-Jan-22 | 6,122,957,579.40 | 1,310.32 | 3.34% | 1.20% | 1.38% | 3.10% | 5.58% |
| 25-Jan-22 | 6,129,233,753.81 | 1,310.10 | 3.59% | 1.16% | 1.40% | 3.09% | 5.57% |
| 24-Jan-22 | 6,174,474,316.50 | 1,309.87 | 3.50% | 1.21% | 1.57% | 3.19% | 5.56% |
| 23-Jan-22 | 6,173,882,996.92 | 1,309.75 | 3.50% | 1.13% | 1.52% | 3.43% | 5.56% |
| 22-Jan-22 | 6,173,283,325.82 | 1,309.62 | 3.45% | 1.06% | 1.53% | 3.27% | 5.56% |
| 21-Jan-22 | 6,172,680,053.36 | 1,309.49 | 2.91% | 1.22% | 1.57% | 3.36% | 5.55% |
| 20-Jan-22 | 6,172,076,097.02 | 1,309.36 | 2.52% | 1.04% | 1.55% | 3.35% | 5.55% |
| 19-Jan-22 | 6,273,207,156.70 | 1,309.64 | 2.67% | 1.22% | 1.67% | 3.41% | 5.57% |
| 18-Jan-22 | 6,285,153,155.62 | 1,309.36 | 2.15% | 1.15% | 1.38% | 3.45% | 5.61% |
| 17-Jan-22 | 6,285,515,660.13 | 1,309.54 | 2.44% | 1.20% | 1.50% | 3.64% | 5.64% |
| 16-Jan-22 | 6,322,828,730.72 | 1,309.52 | 2.55% | 1.24% | 1.49% | 3.61% | 5.65% |
| 15-Jan-22 | 6,322,228,873.78 | 1,309.39 | 1.87% | 1.29% | 1.52% | 3.64% | 5.65% |
| 14-Jan-22 | 6,321,629,065.64 | 1,309.27 | 1.43% | 1.49% | 1.49% | 3.65% | 5.66% |
| 13-Jan-22 | 6,362,369,289.64 | 1,308.50 | 1.86% | 0.44% | 1.28% | 3.54% | 5.61% |
| 12-Jan-22 | 6,423,326,432.42 | 1,308.45 | 0.76% | 0.47% | 1.29% | 3.55% | 5.57% |
| 11-Jan-22 | 6,537,591,230.21 | 1,308.33 | 0.39% | 0.47% | 1.32% | 3.54% | 5.57% |
| 10-Jan-22 | 6,602,103,907.14 | 1,308.20 | 0.40% | 0.40% | 1.29% | 3.56% | 5.57% |
| 9-Jan-22 | 6,601,509,029.35 | 1,308.08 | 0.42% | 0.43% | 1.26% | 3.56% | 5.57% |
| 8-Jan-22 | 6,600,908,924.94 | 1,307.96 | 0.54% | 0.15% | 1.22% | 3.60% | 5.57% |
| 7-Jan-22 | 6,600,308,846.91 | 1,307.85 | 0.90% | 0.18% | 1.15% | 3.67% | 5.58% |
| 6-Jan-22 | 6,626,371,744.79 | 1,308.12 | -1.47% | 0.28% | 1.27% | 3.73% | 5.64% |
| 5-Jan-22 | 6,624,769,849.83 | 1,307.96 | -0.63% | 0.27% | 1.24% | 3.71% | 5.64% |
| 4-Jan-22 | 6,679,522,457.51 | 1,309.16 | 0.67% | 0.89% | 1.66% | 3.89% | 5.75% |
| 3-Jan-22 | 6,690,082,527.93 | 1,308.77 | 0.43% | 0.80% | 1.59% | 3.98% | 5.73% |
| 2-Jan-22 | 6,721,551,270.90 | 1,309.37 | 1.11% | 1.35% | 1.86% | 4.15% | 5.79% |
| 1-Jan-22 | 6,720,886,044.13 | 1,309.24 | 0.87% | 1.17% | 1.90% | 4.20% | 5.79% |
| 31-Dec-21 | 6,720,220,797.43 | 1,309.11 | 0.19% | 1.23% | 1.91% | 4.36% | 5.79% |
| 30-Dec-21 | 6,710,485,780.60 | 1,307.25 | -1.23% | 0.55% | 1.36% | 4.08% | 5.66% |
| 29-Dec-21 | 6,736,723,288.03 | 1,307.14 | -0.99% | 0.54% | 1.35% | 4.08% | 5.65% |
| 28-Dec-21 | 6,730,532,793.95 | 1,306.77 | -1.01% | 0.42% | 1.10% | 4.01% | 5.64% |
| 27-Dec-21 | 6,547,187,217.00 | 1,306.74 | -0.93% | 0.54% | 1.15% | 4.16% | 5.66% |
| 26-Dec-21 | 6,559,359,253.51 | 1,306.25 | -1.27% | 0.67% | 1.00% | 4.10% | 5.63% |
| 25-Dec-21 | 6,558,684,759.80 | 1,306.12 | -1.06% | 0.59% | 0.85% | 4.03% | 5.62% |
| 24-Dec-21 | 6,558,022,906.54 | 1,305.99 | -1.23% | 0.60% | 0.86% | 4.13% | 5.62% |
| 23-Dec-21 | 6,565,760,758.64 | 1,305.92 | -1.31% | 0.68% | 0.86% | 4.13% | 5.59% |
| 22-Dec-21 | 6,586,480,887.00 | 1,306.36 | -0.47% | 0.93% | 1.02% | 4.22% | 5.63% |

| Fecha | Patrimonio neto del Fondo | Valor Cuota | Rentabilidad | | | | |
|-----------|---------------------------|-------------|--------------|---------|---------|----------|----------|
| | | | 30 días | 60 días | 90 días | 180 días | 365 días |
| 21-Dec-21 | 6,607,242,536.57 | 1,306.66 | -0.44% | 1.11% | 1.13% | 4.37% | 5.68% |
| 20-Dec-21 | 6,651,037,722.42 | 1,306.77 | -0.22% | 0.86% | 1.24% | 4.38% | 5.72% |
| 19-Dec-21 | 6,721,494,948.69 | 1,307.04 | 0.15% | 1.09% | 1.43% | 4.50% | 5.75% |
| 18-Dec-21 | 6,720,808,005.47 | 1,306.91 | -0.03% | 1.02% | 1.23% | 4.48% | 5.75% |
| 17-Dec-21 | 6,720,121,042.30 | 1,306.78 | -0.06% | 1.05% | 1.22% | 4.65% | 5.81% |
| 16-Dec-21 | 6,734,589,833.54 | 1,307.38 | 0.72% | 1.35% | 1.43% | 4.76% | 5.91% |
| 15-Dec-21 | 6,764,868,932.22 | 1,307.73 | 1.56% | 1.55% | 1.57% | 4.83% | 5.97% |
| 14-Dec-21 | 6,764,656,581.15 | 1,306.50 | -0.98% | 1.03% | 1.05% | 4.54% | 5.83% |
| 13-Dec-21 | 6,804,089,550.91 | 1,307.63 | 0.19% | 1.65% | 1.45% | 4.72% | 5.94% |
| 12-Dec-21 | 6,927,120,332.97 | 1,307.91 | 0.56% | 1.79% | 1.48% | 4.91% | 5.97% |
| 11-Dec-21 | 6,926,390,395.18 | 1,307.77 | 0.40% | 1.75% | 1.39% | 4.97% | 5.97% |
| 10-Dec-21 | 6,925,660,741.75 | 1,307.64 | 0.43% | 1.67% | 1.46% | 4.96% | 5.97% |
| 9-Dec-21 | 6,923,760,198.69 | 1,307.39 | -0.24% | 1.51% | 1.40% | 4.93% | 5.94% |
| 8-Dec-21 | 6,952,030,082.47 | 1,306.88 | -0.54% | 1.31% | 1.26% | 4.86% | 5.93% |
| 7-Dec-21 | 6,980,806,360.27 | 1,309.70 | 2.03% | 2.66% | 2.05% | 5.35% | 6.20% |
| 6-Dec-21 | 7,065,995,888.01 | 1,308.64 | 1.18% | 2.24% | 1.84% | 5.26% | 6.12% |
| 5-Dec-21 | 7,333,940,987.54 | 1,308.44 | 1.11% | 2.22% | 2.26% | 5.32% | 6.12% |
| 4-Dec-21 | 7,333,210,552.81 | 1,308.31 | 1.18% | 2.28% | 2.33% | 5.31% | 6.11% |
| 3-Dec-21 | 7,332,480,095.72 | 1,308.18 | 1.59% | 2.34% | 2.40% | 5.35% | 6.12% |
| 2-Dec-21 | 7,325,861,412.78 | 1,308.31 | 1.48% | 2.48% | 2.46% | 5.39% | 6.15% |
| 1-Dec-21 | 7,330,805,819.08 | 1,308.91 | 2.28% | 2.80% | 2.67% | 5.49% | 6.19% |
| 30-Nov-21 | 7,656,036,041.32 | 1,308.57 | 2.33% | 2.68% | 2.70% | 5.52% | 6.17% |
| 29-Nov-21 | 7,659,888,113.85 | 1,308.20 | 2.08% | 2.32% | 2.78% | 5.47% | 6.14% |
| 28-Nov-21 | 7,754,742,911.14 | 1,307.85 | 1.85% | 2.24% | 3.00% | 5.58% | 6.12% |
| 27-Nov-21 | 7,754,034,600.36 | 1,307.74 | 2.01% | 2.18% | 2.91% | 5.60% | 6.12% |
| 26-Nov-21 | 7,753,326,338.64 | 1,307.62 | 2.62% | 1.96% | 3.04% | 5.60% | 6.15% |
| 25-Nov-21 | 7,809,487,064.90 | 1,307.26 | 2.25% | 1.88% | 2.95% | 5.56% | 6.14% |
| 24-Nov-21 | 7,841,423,806.29 | 1,307.31 | 2.44% | 1.94% | 2.98% | 5.58% | 6.19% |
| 23-Nov-21 | 7,845,928,444.77 | 1,307.33 | 2.68% | 1.98% | 3.10% | 5.57% | 6.14% |
| 22-Nov-21 | 7,857,057,814.40 | 1,306.87 | 2.34% | 1.79% | 3.05% | 5.71% | 6.10% |
| 21-Nov-21 | 7,867,913,885.74 | 1,307.13 | 2.67% | 2.03% | 3.22% | 6.04% | 6.13% |
| 20-Nov-21 | 7,867,155,554.35 | 1,307.00 | 1.94% | 2.12% | 3.36% | 6.01% | 6.13% |
| 19-Nov-21 | 7,866,397,206.68 | 1,306.88 | 2.03% | 1.83% | 3.44% | 5.99% | 6.18% |
| 18-Nov-21 | 7,905,678,241.64 | 1,306.95 | 2.08% | 1.90% | 3.48% | 6.01% | 6.23% |
| 17-Nov-21 | 7,867,044,442.59 | 1,306.84 | 2.17% | 1.89% | 3.47% | 6.02% | 6.29% |
| 16-Nov-21 | 7,880,480,046.56 | 1,306.61 | 1.99% | 1.83% | 3.54% | 5.98% | 6.29% |
| 15-Nov-21 | 7,891,971,387.09 | 1,306.05 | 1.55% | 1.36% | 3.24% | 6.07% | 6.27% |
| 14-Nov-21 | 7,998,519,744.45 | 1,307.56 | 3.04% | 2.13% | 3.93% | 6.50% | 6.41% |
| 13-Nov-21 | 7,997,764,046.55 | 1,307.43 | 3.12% | 1.98% | 3.96% | 6.50% | 6.41% |
| 12-Nov-21 | 7,997,008,328.68 | 1,307.31 | 3.04% | 1.87% | 3.94% | 6.55% | 6.45% |
| 11-Nov-21 | 7,998,604,760.01 | 1,307.35 | 3.10% | 2.04% | 3.97% | 6.57% | 6.47% |
| 10-Nov-21 | 8,010,612,259.77 | 1,307.17 | 2.92% | 1.99% | 3.93% | 6.55% | 6.51% |
| 9-Nov-21 | 7,990,915,821.24 | 1,307.65 | 3.28% | 2.25% | 4.25% | 6.66% | 6.53% |
| 8-Nov-21 | 7,993,711,808.76 | 1,307.46 | 3.17% | 2.02% | 4.08% | 6.70% | 6.53% |
| 7-Nov-21 | 7,991,886,866.27 | 1,307.52 | 3.31% | 2.23% | 4.14% | 6.80% | 6.55% |
| 6-Nov-21 | 7,990,981,771.03 | 1,307.37 | 3.32% | 2.87% | 3.94% | 6.81% | 6.55% |
| 5-Nov-21 | 7,990,205,015.94 | 1,307.24 | 3.34% | 2.98% | 4.02% | 6.82% | 6.56% |
| 4-Nov-21 | 7,991,245,917.43 | 1,307.04 | 3.39% | 3.05% | 3.97% | 6.80% | 6.57% |
| 3-Nov-21 | 7,986,122,046.69 | 1,306.47 | 3.11% | 2.82% | 3.81% | 6.73% | 6.58% |
| 2-Nov-21 | 8,462,403,691.94 | 1,306.72 | 3.50% | 2.97% | 3.90% | 6.79% | 6.66% |
| 1-Nov-21 | 8,436,537,801.39 | 1,306.47 | 3.34% | 3.05% | 4.16% | 6.87% | 6.68% |

| Fecha | Patrimonio neto del Fondo | Valor Cuota | Rentabilidad | | | | |
|-----------|---------------------------|-------------|--------------|---------|---------|----------|----------|
| | | | 30 días | 60 días | 90 días | 180 días | 365 días |
| 31-Oct-21 | 8,445,908,207.30 | 1,306.07 | 3.04% | 3.16% | 3.99% | 6.85% | 6.66% |
| 30-Oct-21 | 8,445,282,130.98 | 1,305.97 | 2.57% | 3.60% | 4.39% | 6.85% | 6.67% |
| 29-Oct-21 | 8,444,656,437.64 | 1,305.87 | 2.65% | 3.47% | 4.75% | 6.93% | 6.69% |
| 28-Oct-21 | 8,446,323,422.77 | 1,305.58 | 2.36% | 3.59% | 4.67% | 6.90% | 6.71% |
| 27-Oct-21 | 8,630,007,497.13 | 1,304.81 | 1.32% | 3.26% | 4.46% | 6.79% | 6.59% |
| 26-Oct-21 | 8,620,063,819.75 | 1,304.84 | 1.52% | 3.30% | 4.52% | 6.81% | 6.64% |
| 25-Oct-21 | 8,653,018,170.88 | 1,304.69 | 1.44% | 3.39% | 4.74% | 6.86% | 6.67% |
| 24-Oct-21 | 8,651,592,501.74 | 1,304.45 | 1.28% | 3.42% | 5.19% | 6.80% | 6.67% |
| 23-Oct-21 | 8,650,991,324.97 | 1,304.36 | 1.26% | 3.51% | 4.89% | 6.83% | 6.67% |
| 22-Oct-21 | 8,650,390,130.21 | 1,304.27 | 1.40% | 3.74% | 5.07% | 6.80% | 6.69% |
| 21-Oct-21 | 8,647,872,134.74 | 1,304.92 | 2.30% | 4.21% | 5.30% | 6.92% | 6.78% |
| 20-Oct-21 | 8,660,731,354.12 | 1,304.70 | 1.62% | 4.14% | 5.26% | 6.89% | 6.80% |
| 19-Oct-21 | 8,652,123,827.24 | 1,304.71 | 1.73% | 4.17% | 5.44% | 6.93% | 6.82% |
| 18-Oct-21 | 8,647,541,788.87 | 1,304.51 | 1.63% | 4.30% | 5.70% | 6.97% | 6.85% |
| 17-Oct-21 | 8,675,188,087.22 | 1,304.48 | 1.68% | 4.09% | 5.62% | 7.06% | 6.86% |
| 16-Oct-21 | 8,674,590,659.17 | 1,304.39 | 1.17% | 4.38% | 5.70% | 7.08% | 6.87% |
| 15-Oct-21 | 8,673,993,212.46 | 1,304.30 | 1.22% | 4.44% | 5.73% | 7.11% | 6.85% |
| 14-Oct-21 | 8,667,778,921.02 | 1,304.09 | 0.86% | 4.37% | 5.69% | 7.09% | 6.86% |
| 13-Oct-21 | 8,656,832,311.38 | 1,304.06 | 0.71% | 4.38% | 5.71% | 7.10% | 6.87% |
| 12-Oct-21 | 8,633,990,628.82 | 1,304.02 | 1.00% | 4.39% | 5.73% | 7.16% | 6.91% |
| 11-Oct-21 | 8,619,741,747.04 | 1,304.04 | 1.08% | 4.64% | 5.80% | 7.28% | 6.94% |
| 10-Oct-21 | 8,612,840,093.91 | 1,304.14 | 1.23% | 4.53% | 5.87% | 7.43% | 6.97% |
| 9-Oct-21 | 8,612,304,035.32 | 1,304.06 | 0.88% | 4.54% | 5.96% | 7.48% | 6.97% |
| 8-Oct-21 | 8,611,734,450.53 | 1,303.97 | 1.16% | 4.28% | 6.12% | 7.47% | 7.00% |
| 7-Oct-21 | 8,607,243,810.76 | 1,303.82 | 2.44% | 4.38% | 6.09% | 7.45% | 7.02% |
| 6-Oct-21 | 8,614,539,831.53 | 1,303.67 | 2.65% | 4.34% | 6.07% | 7.44% | 7.04% |
| 5-Oct-21 | 8,604,694,450.56 | 1,303.41 | 2.74% | 4.25% | 5.97% | 7.40% | 7.07% |
| 4-Oct-21 | 8,614,593,724.41 | 1,303.14 | 2.55% | 4.14% | 6.18% | 7.48% | 7.06% |
| 3-Oct-21 | 8,512,159,887.35 | 1,302.97 | 2.46% | 4.57% | 6.28% | 7.53% | 7.06% |
| 2-Oct-21 | 8,511,638,986.96 | 1,302.89 | 2.79% | 4.46% | 6.39% | 7.40% | 7.07% |
| 1-Oct-21 | 8,511,118,070.95 | 1,302.81 | 3.30% | 5.06% | 6.73% | 7.41% | 7.08% |
| 30-Sep-21 | 8,021,724,846.58 | 1,303.22 | 4.66% | 5.82% | 6.89% | 7.49% | 7.13% |
| 29-Sep-21 | 8,007,322,411.79 | 1,303.03 | 4.33% | 5.76% | 6.85% | 7.47% | 7.15% |
| 28-Sep-21 | 7,944,207,690.12 | 1,303.05 | 4.84% | 5.80% | 6.85% | 7.49% | 7.17% |
| 27-Sep-21 | 7,925,247,724.10 | 1,303.39 | 5.22% | 6.04% | 7.25% | 7.56% | 7.21% |
| 26-Sep-21 | 7,890,049,648.94 | 1,303.21 | 5.11% | 6.35% | 7.24% | 7.60% | 7.22% |
| 25-Sep-21 | 7,889,655,772.32 | 1,303.15 | 5.36% | 7.08% | 7.13% | 7.68% | 7.23% |
| 24-Sep-21 | 7,889,261,883.86 | 1,303.08 | 5.60% | 6.66% | 7.35% | 7.67% | 7.24% |
| 23-Sep-21 | 7,888,867,983.80 | 1,303.02 | 5.79% | 6.94% | 7.35% | 7.68% | 7.25% |
| 22-Sep-21 | 7,866,094,824.60 | 1,302.77 | 6.12% | 6.87% | 7.29% | 7.66% | 7.28% |
| 21-Sep-21 | 7,835,631,015.29 | 1,302.46 | 6.17% | 6.76% | 7.40% | 7.64% | 7.27% |
| 20-Sep-21 | 7,930,076,234.28 | 1,302.96 | 6.70% | 7.25% | 7.56% | 7.76% | 7.36% |
| 19-Sep-21 | 7,905,569,080.07 | 1,302.86 | 6.67% | 7.68% | 7.68% | 7.78% | 7.35% |
| 18-Sep-21 | 7,905,028,105.81 | 1,302.77 | 7.03% | 7.54% | 7.65% | 7.77% | 7.36% |
| 17-Sep-21 | 7,904,487,130.55 | 1,302.68 | 6.56% | 7.64% | 8.01% | 7.86% | 7.39% |
| 16-Sep-21 | 7,761,030,256.83 | 1,303.14 | 7.65% | 7.94% | 8.17% | 7.95% | 7.45% |
| 15-Sep-21 | 7,684,724,959.59 | 1,302.99 | 7.71% | 7.91% | 8.15% | 7.94% | 7.45% |
| 14-Sep-21 | 7,544,146,185.62 | 1,303.17 | 7.93% | 8.03% | 8.01% | 8.00% | 7.49% |
| 13-Sep-21 | 7,531,147,750.42 | 1,303.30 | 8.11% | 8.14% | 8.07% | 8.11% | 7.54% |
| 12-Sep-21 | 7,444,064,626.15 | 1,302.95 | 7.83% | 8.08% | 8.24% | 8.18% | 7.53% |
| 11-Sep-21 | 7,443,685,875.04 | 1,302.89 | 8.27% | 8.10% | 8.40% | 8.22% | 7.54% |

| Fecha | Patrimonio neto del Fondo | Valor Cuota | Rentabilidad | | | | |
|-----------|---------------------------|-------------|--------------|---------|---------|----------|----------|
| | | | 30 días | 60 días | 90 días | 180 días | 365 días |
| 10-Sep-21 | 7,443,307,144.88 | 1,302.82 | 7.88% | 8.25% | 8.39% | 8.31% | 7.55% |
| 9-Sep-21 | 7,380,681,894.29 | 1,303.11 | 8.27% | 8.64% | 8.50% | 8.38% | 7.63% |
| 8-Sep-21 | 7,349,166,807.23 | 1,302.73 | 7.46% | 8.50% | 8.41% | 8.33% | 7.59% |
| 7-Sep-21 | 7,236,113,239.68 | 1,301.20 | 6.37% | 7.84% | 8.01% | 8.08% | 7.53% |
| 6-Sep-21 | 7,192,075,234.65 | 1,300.84 | 6.08% | 7.64% | 8.03% | 8.12% | 7.50% |
| 5-Sep-21 | 6,874,081,534.71 | 1,300.49 | 5.80% | 7.91% | 8.10% | 8.07% | 7.49% |
| 4-Sep-21 | 6,873,718,224.17 | 1,300.42 | 5.77% | 8.09% | 8.11% | 8.13% | 7.50% |
| 3-Sep-21 | 6,873,350,737.58 | 1,300.35 | 6.74% | 8.26% | 8.21% | 8.11% | 7.49% |
| 2-Sep-21 | 6,786,014,408.71 | 1,299.92 | 6.19% | 8.60% | 8.10% | 8.06% | 7.55% |
| 1-Sep-21 | 6,718,051,678.01 | 1,299.29 | 6.89% | 8.35% | 7.92% | 7.97% | 7.57% |
| 31-Aug-21 | 6,599,362,143.22 | 1,298.25 | 7.06% | 7.91% | 7.76% | 7.81% | 7.51% |
| 30-Aug-21 | 6,568,042,095.58 | 1,298.42 | 7.27% | 7.97% | 7.83% | 8.04% | 7.51% |
| 29-Aug-21 | 6,536,414,761.21 | 1,297.89 | 6.85% | 8.15% | 7.97% | 7.99% | 7.49% |
| 28-Aug-21 | 6,536,102,326.01 | 1,297.82 | 6.94% | 8.18% | 8.04% | 8.03% | 7.50% |
| 27-Aug-21 | 6,535,789,882.80 | 1,297.76 | 7.69% | 8.02% | 8.07% | 8.01% | 7.55% |
| 26-Aug-21 | 6,472,279,808.40 | 1,297.43 | 8.93% | 8.22% | 7.99% | 7.97% | 7.57% |
| 25-Aug-21 | 6,420,967,017.45 | 1,297.11 | 7.83% | 8.11% | 7.92% | 7.94% | 7.41% |
| 24-Aug-21 | 6,360,258,491.08 | 1,296.84 | 8.20% | 8.02% | 7.80% | 7.92% | 7.43% |
| 23-Aug-21 | 6,145,983,570.02 | 1,296.26 | 7.73% | 8.05% | 8.03% | 7.83% | 7.43% |
| 22-Aug-21 | 6,014,240,258.23 | 1,295.89 | 7.47% | 7.88% | 8.50% | 7.77% | 7.42% |
| 21-Aug-21 | 6,013,941,060.43 | 1,295.82 | 7.93% | 8.06% | 8.46% | 7.73% | 7.43% |
| 20-Aug-21 | 6,013,641,857.92 | 1,295.76 | 8.83% | 8.03% | 8.44% | 7.67% | 7.46% |
| 19-Aug-21 | 5,905,990,824.80 | 1,295.28 | 8.18% | 8.37% | 8.29% | 7.61% | 7.56% |
| 18-Aug-21 | 5,888,322,888.15 | 1,295.70 | 8.88% | 8.60% | 8.48% | 7.70% | 7.66% |
| 17-Aug-21 | 5,820,190,494.50 | 1,295.00 | 8.39% | 8.30% | 8.26% | 7.66% | 7.75% |
| 16-Aug-21 | 5,766,412,705.35 | 1,294.78 | 8.27% | 7.92% | 8.54% | 7.69% | 7.71% |
| 15-Aug-21 | 5,766,173,740.21 | 1,294.73 | 8.30% | 7.92% | 8.88% | 7.72% | 7.72% |
| 14-Aug-21 | 5,765,934,768.28 | 1,294.67 | 8.35% | 8.30% | 8.91% | 7.76% | 7.74% |
| 13-Aug-21 | 5,765,689,023.70 | 1,294.62 | 8.49% | 8.53% | 9.03% | 7.71% | 7.77% |
| 12-Aug-21 | 5,617,815,623.72 | 1,294.09 | 8.09% | 8.30% | 8.89% | 7.64% | 7.66% |
| 11-Aug-21 | 5,511,615,675.74 | 1,294.44 | 8.78% | 8.50% | 9.03% | 7.71% | 7.80% |
| 10-Aug-21 | 5,481,299,103.40 | 1,294.31 | 9.20% | 8.48% | 9.05% | 7.78% | 7.81% |
| 9-Aug-21 | 5,475,163,294.47 | 1,294.79 | 9.73% | 8.82% | 9.33% | 7.88% | 7.90% |
| 8-Aug-21 | 5,420,360,261.40 | 1,294.42 | 9.46% | 8.86% | 9.41% | 7.86% | 7.89% |
| 7-Aug-21 | 5,420,133,318.56 | 1,294.37 | 9.35% | 9.10% | 9.44% | 8.04% | 7.91% |
| 6-Aug-21 | 5,419,903,094.46 | 1,294.32 | 10.17% | 9.12% | 9.50% | 8.02% | 7.94% |
| 5-Aug-21 | 5,373,504,095.72 | 1,294.28 | 10.59% | 9.28% | 9.52% | 8.03% | 7.99% |
| 4-Aug-21 | 5,331,796,669.03 | 1,293.19 | 9.97% | 8.81% | 9.19% | 7.87% | 8.04% |
| 3-Aug-21 | 5,306,845,037.62 | 1,293.34 | 11.20% | 8.91% | 9.30% | 7.98% | 8.07% |
| 2-Aug-21 | 5,269,185,842.45 | 1,291.97 | 9.98% | 8.52% | 9.09% | 7.86% | 7.98% |
| 1-Aug-21 | 5,144,876,994.74 | 1,290.76 | 8.91% | 7.99% | 8.78% | 7.63% | 7.90% |
| 31-Jul-21 | 5,144,647,631.68 | 1,290.70 | 8.83% | 8.41% | 8.80% | 7.65% | 7.92% |
| 30-Jul-21 | 5,144,323,506.56 | 1,290.62 | 9.63% | 8.50% | 8.97% | 7.73% | 8.07% |
| 29-Jul-21 | 5,108,828,296.98 | 1,290.46 | 9.59% | 8.49% | 8.94% | 7.72% | 7.96% |
| 28-Jul-21 | 5,064,711,896.97 | 1,289.61 | 8.51% | 8.13% | 8.69% | 7.59% | 7.98% |
| 27-Jul-21 | 4,996,004,761.67 | 1,287.98 | 7.68% | 7.42% | 8.20% | 7.50% | 7.98% |
| 26-Jul-21 | 4,965,989,001.07 | 1,288.82 | 8.55% | 7.76% | 8.62% | 7.70% | 7.99% |
| 25-Jul-21 | 4,910,220,663.34 | 1,288.16 | 7.99% | 8.06% | 8.37% | 7.69% | 7.95% |
| 24-Jul-21 | 4,909,886,456.33 | 1,288.07 | 8.52% | 8.87% | 8.42% | 7.70% | 7.96% |
| 23-Jul-21 | 4,909,552,239.31 | 1,287.98 | 8.44% | 8.80% | 8.37% | 7.70% | 7.94% |
| 22-Jul-21 | 4,776,084,690.57 | 1,287.43 | 8.35% | 8.54% | 8.22% | 7.63% | 7.90% |

| Fecha | Patrimonio neto del Fondo | Valor Cuota | Rentabilidad | | | | |
|-----------|---------------------------|-------------|--------------|---------|---------|----------|----------|
| | | | 30 días | 60 días | 90 días | 180 días | 365 días |
| 21-Jul-21 | 4,709,146,075.08 | 1,286.42 | 7.39% | 8.07% | 7.91% | 7.48% | 7.87% |
| 20-Jul-21 | 4,709,489,431.74 | 1,286.63 | 8.74% | 8.26% | 8.06% | 7.52% | 7.92% |
| 19-Jul-21 | 4,692,801,574.45 | 1,286.31 | 8.50% | 8.11% | 8.09% | 7.48% | 7.82% |
| 18-Jul-21 | 4,670,688,541.10 | 1,286.13 | 8.39% | 8.54% | 8.22% | 7.46% | 7.83% |
| 17-Jul-21 | 4,670,374,996.71 | 1,286.04 | 7.73% | 9.02% | 8.26% | 7.57% | 7.84% |
| 16-Jul-21 | 4,670,061,442.92 | 1,285.96 | 7.70% | 9.05% | 8.32% | 7.58% | 7.87% |
| 15-Jul-21 | 4,608,685,542.44 | 1,285.85 | 8.44% | 9.19% | 8.31% | 7.58% | 7.89% |
| 14-Jul-21 | 4,616,977,807.80 | 1,285.65 | 8.76% | 9.14% | 8.27% | 7.56% | 7.91% |
| 13-Jul-21 | 4,616,218,890.62 | 1,285.54 | 8.69% | 9.13% | 8.37% | 7.60% | 8.02% |
| 12-Jul-21 | 4,603,507,098.60 | 1,285.16 | 8.40% | 9.03% | 8.48% | 7.56% | 7.95% |
| 11-Jul-21 | 4,580,599,932.98 | 1,284.60 | 7.94% | 8.97% | 8.56% | 7.39% | 7.92% |
| 10-Jul-21 | 4,580,321,177.98 | 1,284.52 | 8.12% | 9.20% | 8.67% | 7.40% | 7.94% |
| 9-Jul-21 | 4,580,036,303.23 | 1,284.44 | 8.46% | 9.25% | 8.63% | 7.41% | 7.97% |
| 8-Jul-21 | 4,506,350,752.73 | 1,284.50 | 9.05% | 9.38% | 8.68% | 7.44% | 7.99% |
| 7-Jul-21 | 4,357,206,422.59 | 1,283.59 | 8.27% | 8.99% | 8.41% | 7.31% | 7.94% |
| 6-Jul-21 | 4,293,997,946.25 | 1,283.11 | 8.19% | 8.81% | 8.26% | 7.26% | 7.94% |
| 5-Jul-21 | 4,082,152,170.43 | 1,282.68 | 7.85% | 8.69% | 8.36% | 7.27% | 7.92% |
| 4-Jul-21 | 3,967,420,692.08 | 1,281.54 | 6.83% | 8.49% | 8.13% | 7.11% | 7.84% |
| 3-Jul-21 | 3,967,165,626.50 | 1,281.46 | 7.24% | 8.57% | 7.88% | 7.13% | 7.85% |
| 2-Jul-21 | 3,966,910,252.64 | 1,281.38 | 7.23% | 8.59% | 7.90% | 7.13% | 7.86% |
| 1-Jul-21 | 3,942,525,121.75 | 1,281.40 | 8.17% | 8.87% | 7.94% | 7.15% | 7.79% |
| 30-Jun-21 | 3,914,736,813.90 | 1,280.49 | 7.55% | 8.49% | 7.67% | 7.02% | 7.74% |
| 29-Jun-21 | 3,926,098,248.87 | 1,280.36 | 7.56% | 8.47% | 7.66% | 7.02% | 7.75% |
| 28-Jun-21 | 3,902,299,554.85 | 1,280.65 | 7.91% | 8.65% | 7.77% | 7.11% | 7.79% |
| 27-Jun-21 | 3,852,593,895.30 | 1,279.90 | 7.29% | 8.51% | 7.67% | 6.99% | 7.75% |
| 26-Jun-21 | 3,852,377,695.62 | 1,279.83 | 7.13% | 8.42% | 7.82% | 7.01% | 7.77% |
| 25-Jun-21 | 3,852,161,493.59 | 1,279.75 | 8.29% | 8.50% | 7.81% | 7.05% | 7.79% |
| 24-Jun-21 | 3,711,998,422.37 | 1,279.11 | 9.41% | 8.17% | 7.64% | 6.96% | 7.79% |
| 23-Jun-21 | 3,711,998,422.37 | 1,279.11 | 9.35% | 8.20% | 7.67% | 6.97% | 7.83% |
| 22-Jun-21 | 3,698,204,165.27 | 1,278.66 | 8.92% | 8.02% | 7.59% | 6.92% | 7.79% |
| 21-Jun-21 | 3,698,204,165.27 | 1,278.66 | 8.92% | 8.13% | 7.67% | 6.87% | 7.84% |
| 20-Jun-21 | 3,661,343,403.75 | 1,277.46 | 7.95% | 7.76% | 7.35% | 6.68% | 7.76% |
| 19-Jun-21 | 3,661,149,204.92 | 1,277.39 | 7.89% | 8.00% | 7.34% | 6.71% | 7.78% |
| 18-Jun-21 | 3,660,955,000.25 | 1,277.32 | 8.88% | 8.08% | 7.51% | 6.77% | 7.92% |
| 17-Jun-21 | 3,644,364,234.39 | 1,277.92 | 10.52% | 8.48% | 7.74% | 6.88% | 7.85% |
| 16-Jun-21 | 3,594,694,201.56 | 1,277.87 | 10.60% | 8.49% | 7.75% | 6.89% | 7.88% |
| 15-Jun-21 | 3,335,742,642.06 | 1,277.00 | 10.16% | 8.12% | 7.54% | 6.90% | 7.94% |
| 14-Jun-21 | 3,327,228,066.00 | 1,276.46 | 9.72% | 8.05% | 7.52% | 6.91% | 7.80% |
| 13-Jun-21 | 3,325,027,745.00 | 1,276.43 | 9.78% | 8.38% | 7.76% | 6.96% | 7.82% |
| 12-Jun-21 | 3,324,822,600.00 | 1,276.35 | 9.87% | 8.72% | 7.85% | 6.88% | 7.84% |
| 11-Jun-21 | 3,324,617,447.96 | 1,276.27 | 10.20% | 8.88% | 8.02% | 6.89% | 7.90% |
| 10-Jun-21 | 3,326,800,911.54 | 1,276.01 | 10.50% | 8.75% | 7.97% | 6.87% | 7.90% |
| 9-Jun-21 | 3,222,755,037.08 | 1,275.57 | 10.25% | 8.58% | 7.86% | 6.81% | 8.01% |
| 8-Jun-21 | 3,213,891,989.56 | 1,275.02 | 9.93% | 8.35% | 7.67% | 6.74% | 7.95% |
| 7-Jun-21 | 3,191,012,100.26 | 1,274.92 | 9.92% | 8.31% | 7.84% | 6.70% | 8.01% |
| 6-Jun-21 | 3,190,440,087.99 | 1,274.53 | 9.63% | 8.48% | 7.71% | 6.70% | 8.00% |
| 5-Jun-21 | 3,190,263,291.81 | 1,274.46 | 9.72% | 8.65% | 7.83% | 6.78% | 8.02% |
| 4-Jun-21 | 3,190,086,489.97 | 1,274.39 | 10.34% | 8.29% | 7.80% | 6.78% | 8.06% |
| 3-Jun-21 | 3,183,958,388.79 | 1,273.88 | 10.08% | 8.12% | 7.67% | 6.72% | 8.02% |
| 2-Jun-21 | 3,183,781,547.49 | 1,273.81 | 10.14% | 8.12% | 7.68% | 6.73% | 8.02% |
| 1-Jun-21 | 3,155,382,370.59 | 1,272.86 | 9.78% | 7.71% | 7.39% | 6.59% | 8.00% |

| Fecha | Patrimonio neto del Fondo | Valor Cuota | Rentabilidad | | | | |
|-----------|---------------------------|-------------|--------------|---------|---------|----------|----------|
| | | | 30 días | 60 días | 90 días | 180 días | 365 días |
| 31-May-21 | 3,146,668,247.43 | 1,272.60 | 9.61% | 7.63% | 7.70% | 6.60% | 8.02% |
| 30-May-21 | 3,133,305,815.79 | 1,272.45 | 9.55% | 7.59% | 7.73% | 6.55% | 8.02% |
| 29-May-21 | 3,133,092,923.24 | 1,272.37 | 9.57% | 7.77% | 7.80% | 6.56% | 8.04% |
| 28-May-21 | 3,132,880,024.23 | 1,272.28 | 9.92% | 7.97% | 7.74% | 6.54% | 8.07% |
| 27-May-21 | 3,037,982,074.24 | 1,272.37 | 9.90% | 8.04% | 7.80% | 6.58% | 7.99% |
| 26-May-21 | 3,034,245,236.35 | 1,271.10 | 8.90% | 7.48% | 7.42% | 6.39% | 7.86% |
| 25-May-21 | 3,031,090,013.58 | 1,269.29 | 7.10% | 6.67% | 6.89% | 6.16% | 7.68% |
| 24-May-21 | 3,009,938,121.27 | 1,269.36 | 7.22% | 6.80% | 6.92% | 6.21% | 7.63% |
| 23-May-21 | 3,008,667,466.46 | 1,269.35 | 7.28% | 6.91% | 6.93% | 6.30% | 7.64% |
| 22-May-21 | 3,008,667,466.46 | 1,269.35 | 7.50% | 7.02% | 6.86% | 6.19% | 7.66% |
| 21-May-21 | 3,008,240,958.05 | 1,269.17 | 7.72% | 6.94% | 6.71% | 6.17% | 7.74% |
| 20-May-21 | 3,000,362,607.00 | 1,269.16 | 8.28% | 7.22% | 6.74% | 6.19% | 7.71% |
| 19-May-21 | 2,977,172,879.15 | 1,268.07 | 7.44% | 6.75% | 6.41% | 6.03% | 7.64% |
| 18-May-21 | 2,967,705,202.39 | 1,266.97 | 6.62% | 6.28% | 6.20% | 5.95% | 7.60% |
| 17-May-21 | 2,960,307,645.71 | 1,266.83 | 6.56% | 6.31% | 6.30% | 6.02% | 7.67% |
| 16-May-21 | 2,924,477,727.94 | 1,266.42 | 6.24% | 6.35% | 6.23% | 6.08% | 7.65% |
| 15-May-21 | 2,924,276,287.16 | 1,266.34 | 6.55% | 6.67% | 6.31% | 6.11% | 7.66% |
| 14-May-21 | 2,924,068,861.27 | 1,266.25 | 7.17% | 6.79% | 6.20% | 6.16% | 7.68% |
| 13-May-21 | 2,919,859,391.94 | 1,266.07 | 7.76% | 7.00% | 6.17% | 6.15% | 7.68% |
| 12-May-21 | 2,907,960,225.10 | 1,265.66 | 7.75% | 6.85% | 6.07% | 6.10% | 7.67% |
| 11-May-21 | 2,964,705,671.98 | 1,265.09 | 7.18% | 6.62% | 6.06% | 6.11% | 7.59% |
| 10-May-21 | 2,955,525,681.60 | 1,264.92 | 7.09% | 6.53% | 6.05% | 6.12% | 7.60% |
| 9-May-21 | 2,945,832,157.46 | 1,264.69 | 6.95% | 6.72% | 6.04% | 6.18% | 7.60% |
| 8-May-21 | 2,945,633,476.72 | 1,264.61 | 6.87% | 6.67% | 6.38% | 6.14% | 7.62% |
| 7-May-21 | 2,945,434,794.82 | 1,264.52 | 7.50% | 6.83% | 6.33% | 6.15% | 7.67% |
| 6-May-21 | 2,934,237,802.14 | 1,264.36 | 7.76% | 6.75% | 6.31% | 6.15% | 7.62% |
| 5-May-21 | 2,929,242,278.59 | 1,263.65 | 6.40% | 6.46% | 6.11% | 6.05% | 7.52% |
| 4-May-21 | 2,919,326,941.70 | 1,263.41 | 6.32% | 6.38% | 6.20% | 6.06% | 7.54% |
| 3-May-21 | 2,912,889,963.22 | 1,263.28 | 6.27% | 6.36% | 6.36% | 6.09% | 7.55% |
| 2-May-21 | 2,909,370,890.98 | 1,262.71 | 5.80% | 6.66% | 6.11% | 6.10% | 7.52% |
| 1-May-21 | 2,909,178,790.67 | 1,262.62 | 5.79% | 6.73% | 6.15% | 6.21% | 7.54% |
| 30-Apr-21 | 2,908,986,684.59 | 1,262.54 | 5.78% | 6.83% | 6.29% | 6.28% | 7.57% |
| 29-Apr-21 | 2,901,604,855.94 | 1,262.44 | 6.11% | 6.74% | 6.29% | 6.29% | 7.72% |
| 28-Apr-21 | 3,089,161,869.01 | 1,261.99 | 6.18% | 6.57% | 6.18% | 6.24% | 7.71% |
| 27-Apr-21 | 3,085,062,992.44 | 1,262.11 | 6.34% | 6.67% | 6.54% | 6.32% | 7.72% |
| 26-Apr-21 | 3,084,210,610.21 | 1,261.86 | 6.20% | 6.64% | 6.59% | 6.35% | 7.73% |
| 25-Apr-21 | 3,137,724,763.29 | 1,261.93 | 6.36% | 6.68% | 6.81% | 6.26% | 7.76% |
| 24-Apr-21 | 3,137,566,051.90 | 1,261.87 | 6.48% | 6.67% | 6.83% | 6.35% | 7.77% |
| 23-Apr-21 | 3,137,409,135.74 | 1,261.80 | 6.66% | 6.55% | 6.85% | 6.42% | 7.94% |
| 22-Apr-21 | 3,118,672,390.45 | 1,261.57 | 6.66% | 6.30% | 6.81% | 6.40% | 7.97% |
| 21-Apr-21 | 3,117,645,136.03 | 1,261.16 | 6.27% | 6.15% | 6.71% | 6.36% | 8.00% |
| 20-Apr-21 | 3,104,243,181.01 | 1,260.58 | 6.30% | 5.91% | 6.52% | 6.32% | 7.90% |
| 19-Apr-21 | 2,787,060,805.04 | 1,260.36 | 6.17% | 6.02% | 6.48% | 6.36% | 7.91% |
| 18-Apr-21 | 2,782,332,999.19 | 1,260.11 | 6.03% | 6.11% | 6.41% | 6.39% | 7.91% |
| 17-Apr-21 | 2,782,161,299.12 | 1,260.04 | 6.15% | 6.17% | 6.64% | 6.42% | 7.92% |
| 16-Apr-21 | 2,781,988,038.88 | 1,259.96 | 6.56% | 6.29% | 6.65% | 6.49% | 7.98% |
| 15-Apr-21 | 2,777,481,456.72 | 1,259.56 | 6.90% | 5.98% | 6.55% | 6.45% | 8.01% |
| 14-Apr-21 | 2,818,136,436.86 | 1,258.83 | 6.53% | 5.68% | 6.35% | 6.35% | 7.95% |
| 13-Apr-21 | 2,697,000,443.38 | 1,258.05 | 6.36% | 5.35% | 6.21% | 6.20% | 7.99% |
| 12-Apr-21 | 2,694,352,496.87 | 1,257.65 | 6.06% | 5.41% | 6.12% | 6.20% | 7.90% |
| 11-Apr-21 | 2,694,723,900.67 | 1,257.66 | 6.16% | 5.48% | 5.97% | 6.22% | 7.93% |

| Fecha | Patrimonio neto del Fondo | Valor Cuota | Rentabilidad | | | | |
|-----------|---------------------------|-------------|--------------|---------|---------|----------|----------|
| | | | 30 días | 60 días | 90 días | 180 días | 365 días |
| 10-Apr-21 | 2,694,561,510.13 | 1,257.59 | 6.07% | 5.54% | 5.98% | 6.29% | 7.94% |
| 9-Apr-21 | 2,694,399,114.28 | 1,257.51 | 6.60% | 6.04% | 6.01% | 6.34% | 7.96% |
| 8-Apr-21 | 2,690,062,299.22 | 1,257.51 | 6.58% | 6.01% | 6.04% | 6.37% | 7.97% |
| 7-Apr-21 | 2,692,003,125.49 | 1,256.77 | 6.28% | 5.71% | 5.84% | 6.28% | 7.80% |
| 6-Apr-21 | 2,687,302,401.62 | 1,256.34 | 5.85% | 5.55% | 5.76% | 6.27% | 7.79% |
| 5-Apr-21 | 2,684,493,547.45 | 1,257.03 | 6.61% | 6.12% | 6.15% | 6.45% | 7.87% |
| 4-Apr-21 | 2,674,519,507.37 | 1,256.88 | 6.55% | 6.34% | 6.15% | 6.49% | 7.88% |
| 3-Apr-21 | 2,674,348,757.50 | 1,256.80 | 6.54% | 6.21% | 6.18% | 6.58% | 7.90% |
| 2-Apr-21 | 2,674,178,001.18 | 1,256.72 | 7.62% | 6.27% | 6.18% | 6.59% | 7.93% |
| 1-Apr-21 | 2,674,007,239.75 | 1,256.64 | 7.78% | 6.48% | 6.19% | 6.60% | 7.94% |
| 31-Mar-21 | 2,638,974,396.32 | 1,256.57 | 8.00% | 6.49% | 6.21% | 6.62% | 7.98% |
| 30-Mar-21 | 2,629,164,936.95 | 1,256.13 | 7.49% | 6.33% | 6.10% | 6.58% | 7.93% |
| 29-Mar-21 | 2,593,808,841.89 | 1,255.61 | 7.07% | 6.56% | 6.02% | 6.52% | 7.90% |
| 28-Mar-21 | 2,586,272,606.43 | 1,255.56 | 7.12% | 6.72% | 5.99% | 6.59% | 7.92% |
| 27-Mar-21 | 2,586,070,953.55 | 1,255.47 | 7.20% | 6.97% | 6.04% | 6.60% | 7.93% |
| 26-Mar-21 | 2,585,869,295.07 | 1,255.37 | 7.12% | 6.98% | 6.09% | 6.62% | 7.97% |
| 25-Mar-21 | 2,549,691,632.06 | 1,255.18 | 6.96% | 6.94% | 6.06% | 6.62% | 7.99% |
| 24-Mar-21 | 2,544,741,806.11 | 1,254.93 | 6.54% | 6.88% | 6.02% | 6.61% | 7.99% |
| 23-Mar-21 | 2,543,230,878.42 | 1,254.71 | 6.04% | 6.82% | 5.98% | 6.61% | 7.97% |
| 22-Mar-21 | 2,543,653,087.73 | 1,254.69 | 6.11% | 6.81% | 5.89% | 6.64% | 8.05% |
| 21-Mar-21 | 2,538,001,547.18 | 1,254.09 | 5.62% | 6.58% | 5.70% | 6.63% | 8.02% |
| 20-Mar-21 | 2,537,806,979.79 | 1,253.99 | 5.95% | 6.54% | 5.75% | 6.65% | 8.04% |
| 19-Mar-21 | 2,537,612,407.89 | 1,253.90 | 6.29% | 6.87% | 5.85% | 6.72% | 8.06% |
| 18-Mar-21 | 2,536,089,471.90 | 1,253.70 | 6.28% | 6.82% | 5.82% | 6.69% | 8.04% |
| 17-Mar-21 | 2,537,993,482.99 | 1,253.21 | 6.13% | 6.64% | 5.69% | 6.63% | 7.96% |
| 16-Mar-21 | 2,532,681,650.26 | 1,252.45 | 5.14% | 6.33% | 5.74% | 6.60% | 7.91% |
| 15-Mar-21 | 2,539,745,830.01 | 1,252.11 | 4.90% | 6.33% | 5.82% | 6.58% | 7.97% |
| 14-Mar-21 | 2,534,835,818.58 | 1,251.51 | 4.40% | 6.10% | 5.72% | 6.50% | 7.94% |
| 13-Mar-21 | 2,534,650,651.74 | 1,251.41 | 4.83% | 5.83% | 5.56% | 6.54% | 7.95% |
| 12-Mar-21 | 2,534,465,479.83 | 1,251.32 | 4.87% | 5.84% | 5.59% | 6.59% | 7.91% |
| 11-Mar-21 | 2,531,111,979.33 | 1,251.34 | 5.08% | 5.93% | 5.63% | 6.62% | 7.95% |
| 10-Mar-21 | 2,528,683,897.78 | 1,250.73 | 5.58% | 5.68% | 5.46% | 6.55% | 7.87% |
| 9-Mar-21 | 2,520,878,274.58 | 1,250.74 | 5.53% | 5.74% | 5.51% | 6.59% | 7.90% |
| 8-Mar-21 | 2,519,037,282.51 | 1,250.31 | 5.21% | 5.62% | 5.32% | 6.63% | 7.90% |
| 7-Mar-21 | 2,517,805,511.08 | 1,250.33 | 5.33% | 5.87% | 5.45% | 6.62% | 7.92% |
| 6-Mar-21 | 2,517,621,826.28 | 1,250.24 | 5.71% | 5.90% | 5.59% | 6.73% | 7.93% |
| 5-Mar-21 | 2,517,438,135.99 | 1,250.15 | 6.23% | 5.94% | 5.59% | 6.72% | 8.00% |
| 4-Mar-21 | 2,509,589,985.69 | 1,250.08 | 5.97% | 5.95% | 5.61% | 6.74% | 8.05% |
| 3-Mar-21 | 2,516,791,131.39 | 1,248.90 | 5.01% | 5.44% | 5.26% | 6.57% | 7.89% |
| 2-Mar-21 | 2,517,050,022.13 | 1,248.65 | 5.28% | 5.37% | 5.23% | 6.53% | 7.90% |
| 1-Mar-21 | 2,525,200,950.20 | 1,248.36 | 5.09% | 5.28% | 5.23% | 6.66% | 7.88% |
| 28-Feb-21 | 2,521,888,928.89 | 1,248.44 | 5.27% | 5.45% | 5.19% | 6.82% | 7.91% |
| 27-Feb-21 | 2,521,704,183.62 | 1,248.35 | 6.16% | 5.40% | 5.22% | 6.86% | 7.93% |
| 26-Feb-21 | 2,521,520,131.75 | 1,248.26 | 6.43% | 5.47% | 5.18% | 6.82% | 7.99% |
| 25-Feb-21 | 2,518,730,475.83 | 1,248.08 | 6.86% | 5.51% | 5.16% | 6.82% | 7.99% |
| 24-Feb-21 | 2,524,149,937.92 | 1,248.07 | 6.96% | 5.55% | 5.20% | 6.86% | 7.99% |
| 23-Feb-21 | 2,519,938,494.61 | 1,248.04 | 7.04% | 5.58% | 5.33% | 6.95% | 8.05% |
| 22-Feb-21 | 2,524,094,569.04 | 1,248.22 | 7.33% | 5.72% | 5.46% | 7.08% | 8.11% |
| 21-Feb-21 | 2,528,892,586.49 | 1,248.51 | 7.71% | 5.74% | 5.73% | 6.87% | 8.15% |
| 20-Feb-21 | 2,528,703,837.93 | 1,248.42 | 7.63% | 5.70% | 5.49% | 6.93% | 8.17% |
| 19-Feb-21 | 2,528,515,084.29 | 1,248.32 | 7.64% | 5.77% | 5.47% | 7.01% | 8.20% |

| Fecha | Patrimonio neto del Fondo | Valor Cuota | Rentabilidad | | | | |
|-----------|---------------------------|-------------|--------------|---------|---------|----------|----------|
| | | | 30 días | 60 días | 90 días | 180 días | 365 días |
| 18-Feb-21 | 2,502,871,144.54 | 1,247.89 | 7.24% | 5.76% | 5.37% | 6.98% | 8.18% |
| 17-Feb-21 | 2,508,549,733.45 | 1,247.45 | 7.56% | 5.59% | 5.26% | 6.94% | 8.13% |
| 16-Feb-21 | 2,504,685,351.28 | 1,247.26 | 7.48% | 5.55% | 5.41% | 6.97% | 8.12% |
| 15-Feb-21 | 2,501,619,195.77 | 1,246.93 | 7.26% | 5.83% | 5.47% | 7.19% | 8.13% |
| 14-Feb-21 | 2,501,546,708.33 | 1,247.18 | 7.62% | 6.24% | 5.82% | 7.35% | 8.17% |
| 13-Feb-21 | 2,501,358,814.08 | 1,247.09 | 7.86% | 6.34% | 5.87% | 7.63% | 8.19% |
| 12-Feb-21 | 2,501,169,277.22 | 1,247.00 | 7.90% | 6.11% | 5.96% | 7.57% | 8.17% |
| 11-Feb-21 | 2,499,246,337.05 | 1,246.46 | 6.91% | 5.93% | 5.83% | 7.52% | 8.13% |
| 10-Feb-21 | 2,496,550,192.91 | 1,246.33 | 6.89% | 5.91% | 5.83% | 7.54% | 8.16% |
| 9-Feb-21 | 2,495,711,369.90 | 1,246.14 | 6.86% | 5.87% | 5.97% | 7.56% | 8.17% |
| 8-Feb-21 | 2,493,196,412.37 | 1,245.02 | 5.87% | 5.39% | 5.66% | 7.26% | 8.07% |
| 7-Feb-21 | 2,492,014,128.77 | 1,245.08 | 6.03% | 5.35% | 5.88% | 7.48% | 8.10% |
| 6-Feb-21 | 2,491,817,568.06 | 1,244.98 | 6.12% | 5.48% | 5.79% | 7.51% | 8.11% |
| 5-Feb-21 | 2,491,612,439.07 | 1,244.88 | 6.51% | 5.69% | 5.81% | 7.59% | 8.12% |
| 4-Feb-21 | 2,503,413,536.89 | 1,244.40 | 6.18% | 5.50% | 5.69% | 7.55% | 8.12% |
| 3-Feb-21 | 2,501,458,172.55 | 1,243.78 | 5.73% | 5.26% | 5.54% | 7.49% | 8.10% |
| 2-Feb-21 | 2,495,314,810.39 | 1,243.97 | 6.02% | 5.41% | 5.70% | 7.59% | 8.14% |
| 1-Feb-21 | 2,488,757,684.82 | 1,243.77 | 5.93% | 5.38% | 5.73% | 7.66% | 8.18% |
| 31-Jan-21 | 2,487,110,934.51 | 1,243.26 | 5.53% | 5.28% | 5.77% | 7.85% | 8.15% |
| 30-Jan-21 | 2,486,914,635.21 | 1,243.16 | 5.54% | 5.14% | 5.98% | 7.87% | 8.17% |
| 29-Jan-21 | 2,486,705,943.73 | 1,243.06 | 5.71% | 5.17% | 6.11% | 7.90% | 8.19% |
| 28-Jan-21 | 2,479,836,838.29 | 1,242.06 | 4.71% | 4.68% | 5.83% | 7.77% | 8.14% |
| 27-Jan-21 | 2,477,445,772.41 | 1,241.70 | 4.58% | 4.56% | 5.76% | 7.75% | 8.12% |
| 26-Jan-21 | 2,478,413,398.76 | 1,241.09 | 4.23% | 4.32% | 5.67% | 7.95% | 8.08% |
| 25-Jan-21 | 2,516,128,403.95 | 1,240.96 | 4.21% | 4.47% | 5.78% | 7.75% | 8.08% |
| 24-Jan-21 | 2,515,914,044.18 | 1,240.86 | 4.21% | 4.52% | 5.54% | 7.90% | 8.09% |
| 23-Jan-21 | 2,515,699,678.01 | 1,240.75 | 4.20% | 4.72% | 5.69% | 8.16% | 8.10% |
| 22-Jan-21 | 2,515,485,305.42 | 1,240.64 | 3.84% | 4.36% | 5.82% | 8.01% | 8.11% |
| 21-Jan-21 | 2,510,872,662.28 | 1,240.64 | 3.85% | 4.38% | 5.87% | 8.05% | 8.13% |
| 20-Jan-21 | 2,510,657,089.92 | 1,240.53 | 3.99% | 4.38% | 5.88% | 8.07% | 8.14% |
| 19-Jan-21 | 2,505,405,696.48 | 1,240.50 | 4.35% | 4.43% | 5.98% | 8.03% | 8.16% |
| 18-Jan-21 | 2,508,726,046.42 | 1,239.75 | 3.71% | 4.37% | 5.88% | 7.92% | 8.12% |
| 17-Jan-21 | 2,503,133,998.72 | 1,239.63 | 3.70% | 4.56% | 5.97% | 8.00% | 8.13% |
| 16-Jan-21 | 2,502,919,680.55 | 1,239.53 | 4.48% | 4.90% | 6.03% | 8.05% | 8.14% |
| 15-Jan-21 | 2,502,705,355.97 | 1,239.42 | 4.95% | 4.97% | 6.15% | 7.89% | 8.13% |
| 14-Jan-21 | 2,512,385,519.88 | 1,239.09 | 4.93% | 4.98% | 6.09% | 7.87% | 8.08% |
| 13-Jan-21 | 2,503,882,857.96 | 1,238.95 | 4.41% | 4.98% | 6.10% | 7.89% | 8.09% |
| 12-Jan-21 | 2,452,686,584.63 | 1,239.42 | 5.03% | 5.27% | 6.22% | 8.04% | 8.16% |
| 11-Jan-21 | 2,449,586,058.88 | 1,239.31 | 5.02% | 5.53% | 6.30% | 8.08% | 8.17% |
| 10-Jan-21 | 2,448,050,088.44 | 1,239.15 | 4.97% | 5.53% | 6.28% | 8.13% | 8.18% |
| 9-Jan-21 | 2,447,843,422.10 | 1,239.05 | 4.99% | 5.78% | 6.42% | 8.34% | 8.22% |
| 8-Jan-21 | 2,447,631,152.91 | 1,238.94 | 4.75% | 5.64% | 6.51% | 8.25% | 8.21% |
| 7-Jan-21 | 2,449,502,461.04 | 1,238.75 | 4.92% | 5.62% | 6.50% | 8.25% | 8.21% |
| 6-Jan-21 | 2,438,987,233.97 | 1,238.26 | 4.96% | 5.45% | 6.39% | 8.21% | 8.19% |
| 5-Jan-21 | 2,429,992,193.31 | 1,238.11 | 4.90% | 5.45% | 6.46% | 8.26% | 8.21% |
| 4-Jan-21 | 2,425,828,009.09 | 1,237.95 | 4.86% | 5.52% | 6.55% | 8.27% | 8.21% |
| 3-Jan-21 | 2,425,619,654.69 | 1,237.84 | 4.86% | 5.60% | 6.63% | 8.30% | 8.22% |
| 2-Jan-21 | 2,425,411,293.75 | 1,237.74 | 4.91% | 5.86% | 6.81% | 8.36% | 8.24% |
| 1-Jan-21 | 2,425,202,926.58 | 1,237.63 | 5.09% | 6.15% | 6.82% | 8.37% | 8.26% |
| 31-Dec-20 | 2,424,990,902.75 | 1,237.52 | 4.80% | 6.35% | 6.84% | 8.39% | 8.26% |
| 30-Dec-20 | 2,423,908,824.89 | 1,237.25 | 4.71% | 6.29% | 6.80% | 8.38% | 8.26% |

| Fecha | Patrimonio neto del Fondo | Valor Cuota | Rentabilidad | | | | |
|-----------|---------------------------|-------------|--------------|---------|---------|----------|----------|
| | | | 30 días | 60 días | 90 días | 180 días | 365 días |
| 29-Dec-20 | 2,424,348,260.34 | 1,237.28 | 4.71% | 6.37% | 6.88% | 8.40% | 8.34% |
| 28-Dec-20 | 2,421,907,199.69 | 1,237.04 | 4.59% | 6.42% | 6.86% | 8.23% | 8.35% |
| 27-Dec-20 | 2,418,570,092.29 | 1,236.78 | 4.45% | 6.52% | 6.91% | 8.24% | 8.34% |
| 26-Dec-20 | 2,418,372,097.59 | 1,236.68 | 4.78% | 6.17% | 6.94% | 8.27% | 8.36% |
| 25-Dec-20 | 2,418,174,096.91 | 1,236.58 | 4.88% | 6.40% | 6.97% | 8.28% | 8.37% |
| 24-Dec-20 | 2,417,976,090.32 | 1,236.48 | 5.29% | 6.58% | 7.00% | 8.31% | 8.39% |
| 23-Dec-20 | 2,399,930,292.04 | 1,236.74 | 4.93% | 6.78% | 7.14% | 8.40% | 8.44% |
| 22-Dec-20 | 2,386,175,494.79 | 1,236.72 | 4.95% | 6.85% | 7.21% | 8.45% | 8.45% |
| 21-Dec-20 | 2,379,717,976.57 | 1,236.48 | 4.83% | 6.88% | 7.19% | 8.52% | 8.46% |
| 20-Dec-20 | 2,378,426,247.70 | 1,236.08 | 4.56% | 6.91% | 7.25% | 8.51% | 8.44% |
| 19-Dec-20 | 2,378,226,280.71 | 1,235.97 | 5.08% | 7.05% | 7.27% | 8.51% | 8.45% |
| 18-Dec-20 | 2,378,026,202.72 | 1,235.87 | 5.48% | 7.14% | 7.41% | 8.58% | 8.48% |
| 17-Dec-20 | 2,374,920,274.22 | 1,234.98 | 5.38% | 6.93% | 7.12% | 8.47% | 8.43% |
| 16-Dec-20 | 2,364,578,332.30 | 1,234.40 | 5.06% | 6.73% | 6.98% | 8.41% | 8.41% |
| 15-Dec-20 | 2,361,240,638.74 | 1,234.09 | 5.10% | 6.65% | 7.05% | 8.66% | 8.36% |
| 14-Dec-20 | 2,407,950,751.37 | 1,234.48 | 5.62% | 6.79% | 7.26% | 8.49% | 8.41% |
| 13-Dec-20 | 2,348,865,879.29 | 1,234.32 | 5.59% | 6.89% | 7.25% | 8.53% | 8.41% |
| 12-Dec-20 | 2,348,669,892.68 | 1,234.22 | 6.11% | 6.88% | 7.32% | 8.77% | 8.43% |
| 11-Dec-20 | 2,348,470,843.48 | 1,234.11 | 6.17% | 7.09% | 7.42% | 8.57% | 8.44% |
| 10-Dec-20 | 2,332,021,270.79 | 1,233.99 | 6.65% | 7.20% | 7.44% | 8.59% | 8.44% |
| 9-Dec-20 | 2,295,965,914.62 | 1,234.13 | 6.62% | 7.35% | 7.55% | 8.66% | 8.48% |
| 8-Dec-20 | 2,287,925,399.12 | 1,233.76 | 6.40% | 7.26% | 7.50% | 8.73% | 8.49% |
| 7-Dec-20 | 2,269,932,596.05 | 1,233.23 | 6.01% | 7.18% | 7.53% | 8.68% | 8.43% |
| 6-Dec-20 | 2,238,048,063.70 | 1,233.14 | 6.06% | 7.33% | 7.48% | 8.95% | 8.44% |
| 5-Dec-20 | 2,237,850,369.90 | 1,233.03 | 6.25% | 7.45% | 7.70% | 8.91% | 8.45% |
| 4-Dec-20 | 2,237,652,670.15 | 1,232.92 | 6.43% | 7.70% | 7.66% | 9.02% | 8.42% |
| 3-Dec-20 | 2,223,913,389.03 | 1,232.77 | 6.91% | 7.69% | 7.68% | 9.04% | 8.44% |
| 2-Dec-20 | 2,160,329,776.90 | 1,232.48 | 7.32% | 7.63% | 7.64% | 9.04% | 8.47% |
| 1-Dec-20 | 2,148,199,779.96 | 1,232.66 | 8.00% | 7.81% | 7.70% | 9.18% | 8.46% |
| 30-Nov-20 | 2,136,589,741.49 | 1,232.49 | 7.98% | 7.82% | 8.00% | 9.14% | 8.46% |
| 29-Nov-20 | 2,139,120,288.27 | 1,232.51 | 8.13% | 7.91% | 8.29% | 9.17% | 8.48% |
| 28-Nov-20 | 2,138,919,925.98 | 1,232.39 | 8.36% | 8.06% | 8.35% | 9.26% | 8.49% |
| 27-Nov-20 | 2,138,719,558.16 | 1,232.28 | 8.69% | 8.09% | 8.26% | 9.32% | 8.52% |
| 26-Nov-20 | 2,127,213,627.23 | 1,231.84 | 7.66% | 7.98% | 8.19% | 9.28% | 8.50% |
| 25-Nov-20 | 2,089,684,825.42 | 1,231.64 | 8.02% | 7.97% | 8.20% | 9.28% | 8.53% |
| 24-Nov-20 | 2,076,592,785.19 | 1,231.12 | 7.98% | 7.80% | 8.21% | 9.27% | 8.54% |
| 23-Nov-20 | 2,063,150,507.24 | 1,231.74 | 8.76% | 8.21% | 8.63% | 9.22% | 8.52% |
| 22-Nov-20 | 2,052,032,319.65 | 1,231.71 | 8.87% | 8.29% | 8.10% | 9.15% | 8.53% |
| 21-Nov-20 | 2,051,831,914.32 | 1,231.59 | 9.06% | 8.51% | 8.21% | 9.08% | 8.54% |
| 20-Nov-20 | 2,051,631,502.65 | 1,231.47 | 9.39% | 8.53% | 8.35% | 8.95% | 8.53% |
| 19-Nov-20 | 2,030,292,677.96 | 1,230.84 | 9.15% | 8.48% | 8.22% | 8.88% | 8.49% |
| 18-Nov-20 | 2,019,683,298.61 | 1,230.33 | 8.94% | 8.23% | 8.13% | 8.83% | 8.47% |
| 17-Nov-20 | 2,007,742,570.73 | 1,229.55 | 8.61% | 7.94% | 7.99% | 8.88% | 8.42% |
| 16-Nov-20 | 2,003,970,420.53 | 1,229.29 | 8.51% | 8.07% | 8.43% | 8.77% | 8.41% |
| 15-Nov-20 | 1,996,302,565.03 | 1,228.94 | 8.32% | 8.01% | 8.56% | 8.76% | 8.40% |
| 14-Nov-20 | 1,996,087,260.75 | 1,228.81 | 8.07% | 8.00% | 9.09% | 8.84% | 8.41% |
| 13-Nov-20 | 1,995,871,949.74 | 1,228.67 | 8.30% | 8.09% | 8.96% | 8.97% | 8.41% |
| 12-Nov-20 | 1,978,033,199.27 | 1,228.05 | 7.78% | 7.98% | 8.82% | 8.90% | 8.35% |
| 11-Nov-20 | 1,862,498,895.15 | 1,227.88 | 8.12% | 7.99% | 8.84% | 8.91% | 8.35% |
| 10-Nov-20 | 1,854,855,282.01 | 1,227.28 | 7.88% | 7.78% | 8.76% | 8.86% | 8.35% |
| 9-Nov-20 | 1,842,266,028.13 | 1,227.45 | 8.22% | 7.98% | 8.60% | 8.92% | 8.38% |

| Fecha | Patrimonio neto del Fondo | Valor Cuota | Rentabilidad | | | | |
|-----------|---------------------------|-------------|--------------|---------|---------|----------|----------|
| | | | 30 días | 60 días | 90 días | 180 días | 365 días |
| 8-Nov-20 | 1,842,057,001.42 | 1,227.31 | 8.25% | 8.21% | 8.95% | 8.94% | 8.39% |
| 7-Nov-20 | 1,841,843,523.64 | 1,227.17 | 8.47% | 8.11% | 8.99% | 8.86% | 8.39% |
| 6-Nov-20 | 1,841,630,048.01 | 1,227.02 | 8.73% | 8.41% | 9.14% | 8.88% | 8.36% |
| 5-Nov-20 | 1,730,993,985.89 | 1,226.73 | 8.80% | 8.27% | 9.13% | 8.87% | 8.38% |
| 4-Nov-20 | 1,724,177,178.74 | 1,226.44 | 9.13% | 8.22% | 9.11% | 8.86% | 8.38% |
| 3-Nov-20 | 1,719,516,979.31 | 1,225.81 | 8.63% | 8.00% | 9.03% | 8.87% | 8.33% |
| 2-Nov-20 | 1,711,280,326.09 | 1,225.11 | 8.10% | 7.66% | 9.01% | 8.68% | 8.29% |
| 1-Nov-20 | 1,709,204,575.64 | 1,224.61 | 7.77% | 7.93% | 9.37% | 8.51% | 8.27% |
| 31-Oct-20 | 1,708,989,787.46 | 1,224.46 | 7.82% | 8.27% | 9.40% | 8.58% | 8.27% |
| 30-Oct-20 | 1,708,798,861.92 | 1,224.32 | 7.84% | 8.35% | 9.44% | 8.59% | 8.28% |
| 29-Oct-20 | 1,697,388,130.27 | 1,223.98 | 7.92% | 8.11% | 9.41% | 8.57% | 8.27% |
| 28-Oct-20 | 1,690,639,987.04 | 1,223.54 | 7.66% | 8.00% | 9.34% | 8.53% | 8.26% |
| 27-Oct-20 | 1,690,402,219.40 | 1,224.14 | 8.46% | 8.40% | 10.15% | 8.71% | 8.33% |
| 26-Oct-20 | 1,681,368,232.95 | 1,223.57 | 8.07% | 8.39% | 9.60% | 8.93% | 8.32% |
| 25-Oct-20 | 1,657,586,623.98 | 1,223.10 | 7.78% | 8.46% | 9.77% | 8.91% | 8.30% |
| 24-Oct-20 | 1,657,371,494.84 | 1,222.94 | 7.84% | 7.64% | 10.26% | 8.88% | 8.30% |
| 23-Oct-20 | 1,657,161,056.33 | 1,222.79 | 7.87% | 7.79% | 9.96% | 8.91% | 8.31% |
| 22-Oct-20 | 1,650,729,225.14 | 1,222.49 | 8.14% | 7.90% | 9.93% | 8.90% | 8.30% |
| 21-Oct-20 | 1,643,690,943.76 | 1,222.03 | 7.85% | 7.79% | 9.85% | 8.86% | 8.28% |
| 20-Oct-20 | 1,622,570,100.72 | 1,221.65 | 7.98% | 7.71% | 9.65% | 9.14% | 8.29% |
| 19-Oct-20 | 1,611,851,517.58 | 1,221.36 | 7.69% | 7.74% | 9.59% | 9.18% | 8.24% |
| 18-Oct-20 | 1,611,101,042.83 | 1,220.91 | 7.42% | 8.30% | 9.63% | 9.22% | 8.22% |
| 17-Oct-20 | 1,610,892,580.18 | 1,220.75 | 7.79% | 8.57% | 9.70% | 9.10% | 8.23% |
| 16-Oct-20 | 1,610,684,110.91 | 1,220.59 | 7.86% | 9.34% | 9.39% | 9.13% | 8.26% |
| 15-Oct-20 | 1,587,531,434.53 | 1,220.71 | 8.10% | 9.26% | 9.50% | 9.19% | 8.29% |
| 14-Oct-20 | 1,580,880,549.67 | 1,220.35 | 8.04% | 9.20% | 9.45% | 9.17% | 8.28% |
| 13-Oct-20 | 1,541,600,521.88 | 1,220.25 | 8.34% | 9.26% | 9.55% | 9.29% | 8.27% |
| 12-Oct-20 | 1,519,260,524.14 | 1,219.74 | 8.01% | 9.18% | 9.50% | 9.31% | 8.24% |
| 11-Oct-20 | 1,516,443,463.56 | 1,219.38 | 7.84% | 8.68% | 9.54% | 9.26% | 8.22% |
| 10-Oct-20 | 1,516,231,775.91 | 1,219.21 | 7.89% | 9.19% | 9.93% | 9.43% | 8.23% |
| 9-Oct-20 | 1,516,020,082.16 | 1,219.04 | 8.33% | 9.23% | 9.72% | 9.31% | 8.23% |
| 8-Oct-20 | 1,506,451,105.20 | 1,218.68 | 7.91% | 9.34% | 9.67% | 9.29% | 8.22% |
| 7-Oct-20 | 1,490,410,359.43 | 1,218.29 | 8.28% | 9.27% | 9.61% | 9.26% | 8.21% |
| 6-Oct-20 | 1,489,720,684.49 | 1,217.92 | 7.91% | 9.21% | 9.65% | 9.24% | 8.21% |
| 5-Oct-20 | 1,425,956,265.17 | 1,217.31 | 7.48% | 9.09% | 9.51% | 9.17% | 8.17% |
| 4-Oct-20 | 1,457,725,113.25 | 1,217.18 | 7.54% | 9.34% | 9.56% | 8.92% | 8.18% |
| 3-Oct-20 | 1,457,527,737.54 | 1,217.01 | 7.37% | 10.03% | 9.66% | 8.95% | 8.18% |
| 2-Oct-20 | 1,457,328,204.05 | 1,216.84 | 8.26% | 10.06% | 9.65% | 8.97% | 8.20% |
| 1-Oct-20 | 1,424,242,514.06 | 1,216.64 | 8.90% | 10.09% | 9.66% | 8.98% | 8.17% |
| 30-Sep-20 | 1,417,781,993.59 | 1,216.48 | 9.02% | 10.13% | 9.67% | 8.99% | 8.16% |
| 29-Sep-20 | 1,406,701,897.59 | 1,216.07 | 8.47% | 10.05% | 9.57% | 9.00% | 8.14% |
| 28-Sep-20 | 1,389,825,600.24 | 1,215.88 | 8.50% | 10.83% | 9.25% | 8.99% | 8.12% |
| 27-Sep-20 | 1,376,431,505.31 | 1,215.69 | 8.52% | 10.21% | 9.29% | 9.06% | 8.12% |
| 26-Sep-20 | 1,376,230,557.61 | 1,215.51 | 8.90% | 10.59% | 9.31% | 9.00% | 8.12% |
| 25-Sep-20 | 1,376,024,935.20 | 1,215.33 | 9.32% | 11.29% | 9.31% | 9.00% | 8.12% |
| 24-Sep-20 | 1,303,239,553.95 | 1,215.12 | 7.58% | 10.84% | 9.33% | 9.00% | 8.12% |
| 23-Sep-20 | 1,303,042,757.91 | 1,214.93 | 7.86% | 10.85% | 9.35% | 9.01% | 8.10% |
| 22-Sep-20 | 1,299,079,169.45 | 1,214.37 | 7.81% | 10.68% | 9.27% | 9.01% | 8.07% |
| 21-Sep-20 | 1,294,255,817.56 | 1,214.20 | 7.88% | 10.50% | 9.42% | 9.04% | 8.09% |
| 20-Sep-20 | 1,293,802,799.62 | 1,213.68 | 7.59% | 10.29% | 9.37% | 9.00% | 8.07% |
| 19-Sep-20 | 1,293,802,799.62 | 1,213.68 | 7.95% | 10.57% | 9.40% | 9.00% | 8.08% |

| Fecha | Patrimonio neto del Fondo | Valor Cuota | Rentabilidad | | | | |
|-----------|---------------------------|-------------|--------------|---------|---------|----------|----------|
| | | | 30 días | 60 días | 90 días | 180 días | 365 días |
| 18-Sep-20 | 1,293,614,975.04 | 1,213.51 | 9.36% | 10.67% | 9.50% | 9.14% | 8.08% |
| 17-Sep-20 | 1,291,346,820.70 | 1,212.99 | 9.55% | 10.03% | 9.41% | 9.09% | 8.09% |
| 16-Sep-20 | 1,262,841,789.04 | 1,212.76 | 11.04% | 10.02% | 9.42% | 9.09% | 8.09% |
| 15-Sep-20 | 1,265,020,837.84 | 1,212.64 | 10.64% | 10.07% | 9.96% | 9.13% | 8.10% |
| 14-Sep-20 | 1,259,511,419.88 | 1,212.33 | 10.56% | 10.12% | 9.40% | 9.08% | 8.10% |
| 13-Sep-20 | 1,252,850,873.56 | 1,211.94 | 10.39% | 10.09% | 9.39% | 8.93% | 8.08% |
| 12-Sep-20 | 1,252,663,846.51 | 1,211.76 | 10.57% | 10.24% | 9.84% | 8.93% | 8.09% |
| 11-Sep-20 | 1,252,476,815.49 | 1,211.58 | 9.72% | 10.79% | 9.42% | 9.08% | 8.12% |
| 10-Sep-20 | 1,239,569,201.35 | 1,211.35 | 10.69% | 10.46% | 9.43% | 9.08% | 8.07% |
| 9-Sep-20 | 1,073,267,129.35 | 1,210.75 | 10.34% | 10.28% | 9.31% | 9.02% | 8.03% |
| 8-Sep-20 | 1,025,083,301.27 | 1,210.81 | 11.00% | 10.41% | 9.59% | 8.96% | 8.05% |
| 7-Sep-20 | 1,022,110,857.69 | 1,210.06 | 10.48% | 10.27% | 9.42% | 8.89% | 8.04% |
| 6-Sep-20 | 1,013,225,586.18 | 1,210.05 | 10.72% | 10.37% | 9.98% | 8.85% | 8.06% |
| 5-Sep-20 | 1,013,069,141.90 | 1,209.87 | 10.92% | 10.42% | 9.87% | 8.87% | 8.06% |
| 4-Sep-20 | 1,012,912,695.05 | 1,209.68 | 11.36% | 10.55% | 10.06% | 8.91% | 7.96% |
| 3-Sep-20 | 997,184,166.92 | 1,209.68 | 12.94% | 10.62% | 10.15% | 8.95% | 7.98% |
| 2-Sep-20 | 992,259,689.34 | 1,208.64 | 12.11% | 10.22% | 9.88% | 8.81% | 7.98% |
| 1-Sep-20 | 987,838,579.40 | 1,207.81 | 11.53% | 9.91% | 9.81% | 8.80% | 7.93% |
| 31-Aug-20 | 985,233,334.94 | 1,207.53 | 11.50% | 9.82% | 9.70% | 8.86% | 7.92% |
| 30-Aug-20 | 985,868,758.10 | 1,207.67 | 11.89% | 9.52% | 9.79% | 8.78% | 7.95% |
| 29-Aug-20 | 985,690,186.21 | 1,207.45 | 13.46% | 9.56% | 9.93% | 8.79% | 7.94% |
| 28-Aug-20 | 985,516,608.85 | 1,207.24 | 12.17% | 9.57% | 10.02% | 8.78% | 7.91% |
| 27-Aug-20 | 966,346,464.02 | 1,206.69 | 12.57% | 9.40% | 9.90% | 8.73% | 7.91% |
| 26-Aug-20 | 965,812,621.67 | 1,206.09 | 13.59% | 9.22% | 9.77% | 8.66% | 7.90% |
| 25-Aug-20 | 956,156,714.62 | 1,207.59 | 14.39% | 10.09% | 10.44% | 9.06% | 8.03% |
| 24-Aug-20 | 955,252,292.57 | 1,207.14 | 14.15% | 10.04% | 9.97% | 9.03% | 8.00% |
| 23-Aug-20 | 956,292,325.61 | 1,206.62 | 13.83% | 10.08% | 9.67% | 8.92% | 7.98% |
| 22-Aug-20 | 956,109,841.26 | 1,206.39 | 13.39% | 10.14% | 9.49% | 9.02% | 7.97% |
| 21-Aug-20 | 955,927,351.07 | 1,206.16 | 13.26% | 10.07% | 9.19% | 9.05% | 8.09% |
| 20-Aug-20 | 944,748,034.92 | 1,205.81 | 13.49% | 10.13% | 9.15% | 9.03% | 7.96% |
| 19-Aug-20 | 938,304,945.85 | 1,204.24 | 12.26% | 9.48% | 8.69% | 8.80% | 7.88% |
| 18-Aug-20 | 922,095,417.19 | 1,203.55 | 10.77% | 9.26% | 8.80% | 8.75% | 7.83% |
| 17-Aug-20 | 919,194,408.95 | 1,201.86 | 9.26% | 9.26% | 8.10% | 8.50% | 7.83% |
| 16-Aug-20 | 918,294,705.34 | 1,202.13 | 9.76% | 8.74% | 8.28% | 8.52% | 7.87% |
| 15-Aug-20 | 918,121,914.89 | 1,201.90 | 9.94% | 8.80% | 8.40% | 8.49% | 7.87% |
| 14-Aug-20 | 917,949,113.11 | 1,201.68 | 10.05% | 9.43% | 8.64% | 8.53% | 7.87% |
| 13-Aug-20 | 917,218,285.84 | 1,201.33 | 10.18% | 8.73% | 8.59% | 8.51% | 7.85% |
| 12-Aug-20 | 917,923,675.60 | 1,201.97 | 12.16% | 9.18% | 8.89% | 8.66% | 7.92% |
| 11-Aug-20 | 917,376,743.16 | 1,200.80 | 10.51% | 8.72% | 8.59% | 8.43% | 7.81% |
| 10-Aug-20 | 913,473,782.16 | 1,200.54 | 10.47% | 8.97% | 8.56% | 8.41% | 7.80% |
| 9-Aug-20 | 901,997,261.74 | 1,199.97 | 10.10% | 8.81% | 8.45% | 8.39% | 7.77% |
| 8-Aug-20 | 901,816,397.07 | 1,199.73 | 10.33% | 9.50% | 8.25% | 8.40% | 7.77% |
| 7-Aug-20 | 901,635,527.02 | 1,199.48 | 10.29% | 9.31% | 8.26% | 8.35% | 7.77% |
| 6-Aug-20 | 888,978,777.50 | 1,199.11 | 10.19% | 9.49% | 8.20% | 8.32% | 7.77% |
| 5-Aug-20 | 885,930,154.81 | 1,198.49 | 10.01% | 9.31% | 8.06% | 8.26% | 7.75% |
| 4-Aug-20 | 884,741,237.37 | 1,196.95 | 8.59% | 8.67% | 7.77% | 8.03% | 7.64% |
| 3-Aug-20 | 886,761,708.06 | 1,196.73 | 8.58% | 8.87% | 7.55% | 8.06% | 7.65% |
| 2-Aug-20 | 866,044,509.87 | 1,196.47 | 8.53% | 8.72% | 7.31% | 8.08% | 7.64% |
| 1-Aug-20 | 865,868,592.78 | 1,196.22 | 8.38% | 8.66% | 7.40% | 8.09% | 7.64% |
| 31-Jul-20 | 865,692,670.47 | 1,195.98 | 7.38% | 8.85% | 7.39% | 8.15% | 7.62% |
| 30-Jul-20 | 864,535,418.66 | 1,194.24 | 5.91% | 8.21% | 6.87% | 7.88% | 7.48% |

| Fecha | Patrimonio neto del Fondo | Valor Cuota | Rentabilidad | | | | |
|-----------|---------------------------|-------------|--------------|---------|---------|----------|----------|
| | | | 30 días | 60 días | 90 días | 180 días | 365 días |
| 29-Jul-20 | 890,242,426.84 | 1,195.28 | 7.20% | 8.83% | 7.30% | 8.11% | 7.59% |
| 28-Jul-20 | 884,693,249.07 | 1,194.34 | 6.45% | 8.47% | 7.12% | 8.01% | 7.54% |
| 27-Jul-20 | 882,611,249.09 | 1,192.77 | 5.09% | 7.90% | 7.20% | 7.81% | 7.43% |
| 26-Jul-20 | 874,495,277.36 | 1,193.47 | 6.06% | 7.80% | 7.56% | 7.94% | 7.52% |
| 25-Jul-20 | 874,341,692.05 | 1,193.26 | 6.19% | 7.52% | 7.48% | 7.93% | 7.52% |
| 24-Jul-20 | 874,188,102.17 | 1,193.05 | 6.59% | 7.27% | 7.52% | 7.92% | 7.54% |
| 23-Jul-20 | 871,810,850.16 | 1,193.25 | 7.15% | 7.05% | 7.68% | 7.99% | 7.63% |
| 22-Jul-20 | 873,163,787.06 | 1,193.15 | 7.13% | 7.11% | 7.72% | 8.02% | 7.67% |
| 21-Jul-20 | 879,985,328.03 | 1,192.59 | 7.04% | 6.93% | 8.20% | 7.95% | 7.66% |
| 20-Jul-20 | 876,207,578.63 | 1,192.23 | 6.93% | 7.27% | 8.24% | 7.93% | 7.63% |
| 19-Jul-20 | 876,439,670.45 | 1,192.98 | 7.95% | 7.47% | 8.75% | 8.10% | 7.72% |
| 18-Jul-20 | 876,288,106.51 | 1,192.78 | 9.47% | 7.50% | 8.49% | 8.10% | 7.72% |
| 17-Jul-20 | 876,133,655.64 | 1,192.57 | 7.92% | 7.69% | 8.53% | 8.11% | 7.76% |
| 16-Jul-20 | 878,642,183.69 | 1,192.16 | 7.86% | 7.94% | 8.47% | 8.08% | 7.69% |
| 15-Jul-20 | 877,959,173.52 | 1,191.83 | 9.03% | 7.88% | 8.44% | 8.06% | 7.69% |
| 14-Jul-20 | 878,633,950.95 | 1,191.36 | 7.48% | 7.75% | 8.53% | 7.98% | 7.67% |
| 13-Jul-20 | 878,422,124.39 | 1,190.08 | 6.42% | 7.25% | 8.31% | 7.72% | 7.60% |
| 12-Jul-20 | 878,493,480.05 | 1,190.51 | 7.13% | 7.56% | 8.48% | 7.83% | 7.66% |
| 11-Jul-20 | 878,333,634.61 | 1,190.30 | 7.67% | 7.58% | 8.80% | 7.85% | 7.66% |
| 10-Jul-20 | 878,175,734.42 | 1,190.08 | 7.72% | 7.30% | 8.55% | 7.85% | 7.65% |
| 9-Jul-20 | 856,752,188.15 | 1,189.63 | 8.91% | 7.20% | 8.47% | 7.81% | 7.61% |
| 8-Jul-20 | 852,797,503.47 | 1,189.42 | 8.54% | 7.21% | 8.48% | 7.87% | 7.61% |
| 7-Jul-20 | 850,144,255.16 | 1,189.15 | 9.01% | 7.18% | 8.46% | 7.82% | 7.62% |
| 6-Jul-20 | 848,317,179.78 | 1,188.70 | 8.82% | 7.30% | 8.38% | 7.78% | 7.59% |
| 5-Jul-20 | 847,942,567.64 | 1,188.56 | 8.94% | 7.02% | 7.89% | 7.79% | 7.60% |
| 4-Jul-20 | 847,789,063.32 | 1,188.35 | 9.35% | 6.69% | 7.93% | 7.82% | 7.60% |
| 3-Jul-20 | 847,639,814.92 | 1,188.14 | 9.11% | 6.84% | 7.95% | 7.82% | 7.60% |
| 2-Jul-20 | 847,549,707.66 | 1,188.04 | 9.13% | 6.90% | 8.00% | 7.85% | 7.61% |
| 1-Jul-20 | 849,158,816.88 | 1,188.76 | 10.50% | 7.37% | 8.33% | 8.02% | 7.70% |
| 30-Jun-20 | 851,111,316.15 | 1,188.47 | 10.68% | 7.33% | 8.38% | 8.03% | 7.72% |
| 29-Jun-20 | 851,649,786.01 | 1,188.25 | 10.66% | 7.43% | 8.36% | 8.01% | 7.73% |
| 28-Jun-20 | 851,613,764.75 | 1,188.05 | 10.67% | 8.24% | 8.49% | 8.02% | 7.73% |
| 27-Jun-20 | 851,438,715.45 | 1,187.80 | 10.87% | 8.28% | 8.34% | 8.13% | 7.72% |
| 26-Jun-20 | 851,263,661.35 | 1,187.56 | 9.69% | 8.15% | 8.32% | 8.13% | 7.76% |
| 25-Jun-20 | 847,464,931.62 | 1,187.22 | 9.00% | 8.15% | 8.28% | 8.11% | 7.80% |
| 24-Jun-20 | 853,604,876.56 | 1,186.63 | 8.09% | 7.97% | 8.15% | 8.05% | 7.76% |
| 23-Jun-20 | 861,291,837.24 | 1,186.28 | 7.07% | 7.91% | 8.22% | 8.04% | 7.74% |
| 22-Jun-20 | 861,882,126.83 | 1,186.20 | 7.21% | 8.85% | 8.32% | 8.08% | 7.75% |
| 21-Jun-20 | 862,212,730.60 | 1,185.72 | 6.94% | 8.85% | 8.24% | 8.04% | 7.72% |
| 20-Jun-20 | 862,034,644.88 | 1,185.48 | 7.74% | 9.08% | 8.15% | 8.03% | 7.72% |
| 19-Jun-20 | 861,856,537.41 | 1,185.23 | 7.12% | 8.68% | 8.41% | 8.03% | 7.71% |
| 18-Jun-20 | 860,948,693.91 | 1,183.57 | 5.68% | 8.01% | 7.90% | 7.78% | 7.58% |
| 17-Jun-20 | 860,424,799.39 | 1,184.86 | 7.60% | 8.78% | 8.43% | 8.05% | 7.70% |
| 16-Jun-20 | 865,407,959.25 | 1,184.51 | 8.17% | 8.72% | 8.42% | 8.06% | 7.68% |
| 15-Jun-20 | 863,278,537.29 | 1,183.05 | 6.88% | 8.35% | 7.93% | 7.85% | 7.56% |
| 14-Jun-20 | 864,895,282.76 | 1,184.08 | 8.17% | 9.19% | 8.13% | 8.09% | 7.67% |
| 13-Jun-20 | 864,710,050.28 | 1,183.83 | 8.20% | 9.10% | 8.10% | 8.01% | 7.67% |
| 12-Jun-20 | 864,524,812.53 | 1,183.58 | 8.13% | 9.54% | 8.37% | 7.98% | 7.66% |
| 11-Jun-20 | 860,312,804.80 | 1,182.84 | 7.63% | 8.91% | 8.19% | 7.89% | 7.59% |
| 10-Jun-20 | 860,123,184.09 | 1,182.58 | 7.02% | 8.89% | 8.18% | 7.89% | 7.58% |
| 9-Jun-20 | 858,135,338.06 | 1,180.98 | 5.63% | 8.20% | 7.48% | 7.65% | 7.47% |

| Fecha | Patrimonio neto del Fondo | Valor Cuota | Rentabilidad | | | | |
|-----------|---------------------------|-------------|--------------|---------|---------|----------|----------|
| | | | 30 días | 60 días | 90 días | 180 días | 365 días |
| 8-Jun-20 | 859,593,125.32 | 1,181.13 | 6.00% | 8.39% | 7.67% | 7.70% | 7.47% |
| 7-Jun-20 | 860,721,630.91 | 1,180.41 | 5.48% | 8.12% | 7.34% | 7.61% | 7.42% |
| 6-Jun-20 | 860,531,601.02 | 1,180.15 | 5.91% | 7.36% | 7.35% | 7.66% | 7.42% |
| 5-Jun-20 | 860,341,565.51 | 1,179.89 | 5.22% | 7.40% | 7.39% | 7.58% | 7.41% |
| 4-Jun-20 | 859,007,625.72 | 1,179.29 | 4.15% | 7.21% | 7.26% | 7.52% | 7.35% |
| 3-Jun-20 | 856,704,484.05 | 1,179.31 | 4.70% | 7.34% | 7.34% | 7.56% | 7.38% |
| 2-Jun-20 | 937,140,660.42 | 1,179.19 | 4.79% | 7.41% | 7.57% | 7.50% | 7.38% |
| 1-Jun-20 | 938,313,821.72 | 1,178.59 | 4.39% | 7.32% | 7.57% | 7.46% | 7.35% |
| 31-May-20 | 942,296,584.82 | 1,178.13 | 4.13% | 7.17% | 7.21% | 7.48% | 7.33% |
| 30-May-20 | 942,135,245.71 | 1,177.93 | 4.35% | 7.35% | 7.24% | 7.38% | 7.34% |
| 29-May-20 | 941,973,901.84 | 1,177.72 | 5.99% | 7.15% | 7.22% | 7.39% | 7.34% |
| 28-May-20 | 940,262,865.39 | 1,177.28 | 5.86% | 7.03% | 7.14% | 7.35% | 7.32% |
| 27-May-20 | 951,353,822.92 | 1,178.18 | 6.78% | 7.60% | 7.54% | 7.55% | 7.44% |
| 26-May-20 | 971,442,837.90 | 1,178.50 | 7.46% | 7.88% | 7.92% | 7.68% | 7.51% |
| 25-May-20 | 973,565,982.06 | 1,178.79 | 8.00% | 8.29% | 8.10% | 7.77% | 7.55% |
| 24-May-20 | 977,413,840.38 | 1,179.42 | 8.91% | 8.80% | 8.30% | 7.96% | 7.63% |
| 23-May-20 | 977,236,829.70 | 1,179.21 | 10.69% | 8.83% | 8.50% | 8.03% | 7.63% |
| 22-May-20 | 977,059,985.99 | 1,179.00 | 10.95% | 8.71% | 8.56% | 7.84% | 7.63% |
| 21-May-20 | 970,212,676.47 | 1,177.99 | 10.62% | 8.69% | 8.29% | 7.70% | 7.57% |
| 20-May-20 | 972,642,877.18 | 1,178.34 | 10.43% | 8.98% | 8.49% | 7.81% | 7.61% |
| 19-May-20 | 975,489,662.85 | 1,178.06 | 10.49% | 8.95% | 8.55% | 7.75% | 7.62% |
| 18-May-20 | 994,232,475.37 | 1,177.50 | 10.14% | 8.83% | 8.45% | 7.68% | 7.59% |
| 17-May-20 | 994,357,883.23 | 1,176.61 | 9.46% | 8.40% | 8.08% | 7.57% | 7.53% |
| 16-May-20 | 994,181,593.21 | 1,176.40 | 10.00% | 8.05% | 8.01% | 7.57% | 7.53% |
| 15-May-20 | 994,002,797.83 | 1,176.19 | 10.42% | 8.03% | 8.09% | 7.56% | 7.65% |
| 14-May-20 | 988,483,263.10 | 1,175.90 | 10.20% | 8.41% | 8.07% | 7.55% | 7.66% |
| 13-May-20 | 988,234,243.57 | 1,175.72 | 11.18% | 8.43% | 8.09% | 7.56% | 7.66% |
| 12-May-20 | 988,292,782.74 | 1,175.47 | 10.38% | 8.42% | 7.96% | 7.54% | 7.66% |
| 11-May-20 | 988,247,952.96 | 1,175.80 | 10.97% | 8.38% | 8.12% | 7.58% | 7.70% |
| 10-May-20 | 988,010,415.99 | 1,175.55 | 10.95% | 8.45% | 8.18% | 7.56% | 7.70% |
| 9-May-20 | 987,829,493.81 | 1,175.33 | 10.96% | 8.23% | 8.22% | 7.64% | 7.71% |
| 8-May-20 | 987,648,566.32 | 1,175.12 | 10.93% | 8.27% | 8.12% | 7.62% | 7.71% |
| 7-May-20 | 986,314,309.10 | 1,174.45 | 8.94% | 8.12% | 7.97% | 7.54% | 7.67% |
| 6-May-20 | 983,275,838.80 | 1,174.85 | 9.71% | 8.44% | 8.19% | 7.65% | 7.89% |
| 5-May-20 | 982,741,632.38 | 1,175.28 | 10.42% | 8.77% | 8.43% | 7.69% | 7.85% |
| 4-May-20 | 982,013,391.32 | 1,174.77 | 10.13% | 8.90% | 8.39% | 7.69% | 7.80% |
| 3-May-20 | 981,838,125.49 | 1,174.56 | 10.16% | 9.10% | 8.44% | 7.69% | 7.80% |
| 2-May-20 | 981,662,854.10 | 1,174.35 | 10.39% | 8.71% | 8.48% | 7.67% | 7.80% |
| 1-May-20 | 981,487,577.44 | 1,174.14 | 10.35% | 8.74% | 8.60% | 7.67% | 7.78% |
| 30-Apr-20 | 973,841,927.00 | 1,173.73 | 10.48% | 8.60% | 8.53% | 7.64% | 7.79% |
| 29-Apr-20 | 872,509,544.78 | 1,171.96 | 8.44% | 7.81% | 7.99% | 7.36% | 7.65% |
| 28-Apr-20 | 872,024,329.08 | 1,171.64 | 8.32% | 7.77% | 8.01% | 7.34% | 7.61% |
| 27-Apr-20 | 871,974,523.86 | 1,171.65 | 8.56% | 8.17% | 8.16% | 7.37% | 7.63% |
| 26-Apr-20 | 902,690,135.40 | 1,171.32 | 8.45% | 8.12% | 8.07% | 7.39% | 7.62% |
| 25-Apr-20 | 902,508,434.17 | 1,171.09 | 8.75% | 7.96% | 8.04% | 7.37% | 7.62% |
| 24-Apr-20 | 902,326,727.54 | 1,170.85 | 8.89% | 8.23% | 7.99% | 7.40% | 7.64% |
| 23-Apr-20 | 900,318,727.12 | 1,168.94 | 7.16% | 7.46% | 7.40% | 7.10% | 7.47% |
| 22-Apr-20 | 898,581,076.07 | 1,168.48 | 6.66% | 7.34% | 7.32% | 7.05% | 7.52% |
| 21-Apr-20 | 901,771,508.05 | 1,167.79 | 6.94% | 7.10% | 7.14% | 6.97% | 7.49% |
| 20-Apr-20 | 919,350,821.83 | 1,168.32 | 7.72% | 7.59% | 7.41% | 7.11% | 7.54% |
| 19-Apr-20 | 919,280,004.88 | 1,167.99 | 7.62% | 7.56% | 7.36% | 7.08% | 7.53% |

| Fecha | Patrimonio neto del Fondo | Valor Cuota | Rentabilidad | | | | |
|-----------|---------------------------|-------------|--------------|---------|---------|----------|----------|
| | | | 30 días | 60 días | 90 días | 180 días | 365 días |
| 18-Apr-20 | 919,101,715.13 | 1,167.76 | 7.72% | 7.36% | 7.36% | 7.12% | 7.53% |
| 17-Apr-20 | 918,916,045.19 | 1,167.53 | 7.52% | 7.25% | 7.37% | 7.04% | 7.52% |
| 16-Apr-20 | 915,657,955.62 | 1,166.81 | 6.27% | 7.11% | 7.19% | 6.95% | 7.46% |
| 15-Apr-20 | 917,579,929.97 | 1,166.20 | 5.80% | 6.91% | 7.05% | 6.88% | 7.41% |
| 14-Apr-20 | 917,522,169.36 | 1,166.13 | 6.80% | 6.99% | 7.03% | 6.96% | 7.40% |
| 13-Apr-20 | 920,012,058.61 | 1,165.01 | 5.86% | 6.35% | 6.58% | 6.79% | 7.31% |
| 12-Apr-20 | 922,429,977.54 | 1,165.52 | 6.63% | 6.69% | 6.82% | 6.93% | 7.38% |
| 11-Apr-20 | 922,249,050.79 | 1,165.30 | 5.98% | 6.78% | 6.85% | 6.88% | 7.37% |
| 10-Apr-20 | 922,068,116.19 | 1,165.07 | 6.14% | 6.83% | 6.85% | 6.86% | 7.35% |
| 9-Apr-20 | 921,887,176.23 | 1,164.84 | 5.67% | 6.68% | 6.85% | 6.86% | 7.34% |
| 8-Apr-20 | 920,420,384.58 | 1,164.65 | 5.78% | 6.70% | 6.97% | 6.86% | 7.34% |
| 7-Apr-20 | 921,403,934.01 | 1,165.88 | 7.46% | 7.45% | 7.41% | 7.12% | 7.48% |
| 6-Apr-20 | 923,482,758.82 | 1,165.54 | 7.34% | 7.40% | 7.35% | 7.10% | 7.47% |
| 5-Apr-20 | 922,432,669.47 | 1,165.30 | 7.32% | 7.49% | 7.35% | 7.11% | 7.47% |
| 4-Apr-20 | 922,247,313.88 | 1,165.07 | 7.87% | 7.55% | 7.39% | 7.12% | 7.47% |
| 3-Apr-20 | 922,061,953.84 | 1,164.84 | 8.25% | 7.59% | 7.39% | 7.11% | 7.52% |
| 2-Apr-20 | 919,292,175.51 | 1,164.41 | 7.22% | 7.65% | 7.32% | 7.07% | 7.43% |
| 1-Apr-20 | 943,403,892.62 | 1,164.24 | 7.32% | 7.68% | 7.33% | 7.08% | 7.44% |
| 31-Mar-20 | 943,036,607.76 | 1,163.70 | 6.91% | 7.52% | 7.27% | 7.05% | 7.41% |
| 30-Mar-20 | 943,618,855.01 | 1,163.88 | 7.33% | 7.81% | 7.38% | 7.06% | 7.44% |
| 29-Mar-20 | 943,165,782.06 | 1,163.68 | 7.36% | 7.92% | 7.39% | 7.03% | 7.44% |
| 28-Mar-20 | 942,986,716.02 | 1,163.46 | 7.94% | 7.83% | 7.62% | 7.02% | 7.44% |
| 27-Mar-20 | 942,807,644.32 | 1,163.24 | 7.94% | 7.80% | 7.63% | 6.97% | 7.44% |
| 26-Mar-20 | 942,372,729.72 | 1,162.72 | 7.32% | 7.59% | 7.53% | 6.91% | 7.43% |
| 25-Mar-20 | 940,905,344.27 | 1,162.36 | 7.74% | 7.51% | 7.48% | 6.88% | 7.57% |
| 24-Mar-20 | 940,605,808.19 | 1,162.10 | 7.88% | 7.50% | 7.48% | 6.86% | 7.56% |
| 23-Mar-20 | 939,929,438.66 | 1,162.12 | 8.15% | 7.60% | 7.60% | 6.90% | 7.54% |
| 22-Mar-20 | 939,109,163.36 | 1,161.17 | 7.38% | 7.23% | 7.35% | 6.73% | 7.47% |
| 21-Mar-20 | 938,931,638.01 | 1,160.95 | 7.61% | 7.22% | 7.34% | 6.73% | 7.47% |
| 20-Mar-20 | 938,749,049.91 | 1,160.72 | 7.64% | 7.22% | 7.35% | 6.76% | 7.48% |
| 19-Mar-20 | 934,477,198.23 | 1,160.40 | 7.14% | 7.19% | 7.31% | 6.74% | 7.41% |
| 18-Mar-20 | 947,257,144.96 | 1,160.35 | 7.11% | 7.27% | 7.38% | 6.76% | 7.58% |
| 17-Mar-20 | 953,491,441.33 | 1,160.82 | 8.07% | 7.63% | 7.69% | 6.88% | 7.66% |
| 16-Mar-20 | 971,036,564.09 | 1,160.66 | 8.13% | 7.55% | 7.73% | 6.96% | 7.71% |
| 15-Mar-20 | 975,157,419.86 | 1,159.65 | 7.30% | 6.94% | 7.47% | 6.80% | 7.64% |
| 14-Mar-20 | 974,969,185.07 | 1,159.43 | 6.95% | 6.92% | 7.33% | 6.81% | 7.64% |
| 13-Mar-20 | 974,780,944.44 | 1,159.20 | 6.86% | 6.96% | 7.29% | 6.82% | 7.61% |
| 12-Mar-20 | 974,324,550.50 | 1,159.59 | 7.70% | 7.28% | 7.51% | 6.93% | 7.67% |
| 11-Mar-20 | 975,458,866.93 | 1,159.22 | 7.64% | 7.20% | 7.45% | 6.89% | 7.66% |
| 10-Mar-20 | 975,280,584.37 | 1,159.43 | 7.80% | 7.59% | 7.62% | 7.04% | 7.71% |
| 9-Mar-20 | 974,328,661.53 | 1,159.15 | 7.73% | 7.44% | 7.57% | 6.92% | 7.70% |
| 8-Mar-20 | 979,095,172.60 | 1,158.78 | 7.58% | 7.34% | 7.51% | 6.87% | 7.69% |
| 7-Mar-20 | 978,910,192.98 | 1,158.56 | 7.61% | 7.35% | 7.61% | 6.87% | 7.69% |
| 6-Mar-20 | 978,722,123.93 | 1,158.33 | 7.80% | 7.42% | 7.48% | 6.95% | 7.69% |
| 5-Mar-20 | 981,646,023.66 | 1,157.58 | 7.37% | 7.14% | 7.29% | 6.84% | 7.65% |
| 4-Mar-20 | 983,647,952.31 | 1,156.99 | 7.07% | 6.95% | 7.16% | 6.77% | 7.63% |
| 3-Mar-20 | 985,504,930.01 | 1,157.54 | 8.23% | 7.35% | 7.28% | 6.71% | 7.55% |
| 2-Mar-20 | 983,364,649.63 | 1,157.28 | 8.19% | 7.39% | 7.32% | 6.69% | 7.63% |
| 1-Mar-20 | 987,626,952.86 | 1,157.13 | 8.27% | 7.39% | 7.46% | 6.84% | 7.64% |
| 29-Feb-20 | 987,436,299.44 | 1,156.91 | 8.44% | 7.39% | 7.27% | 6.85% | 7.64% |
| 28-Feb-20 | 987,245,598.01 | 1,156.68 | 8.64% | 7.73% | 7.26% | 6.84% | 7.58% |

| Fecha | Patrimonio neto del Fondo | Valor Cuota | Rentabilidad | | | | |
|-----------|---------------------------|-------------|--------------|---------|---------|----------|----------|
| | | | 30 días | 60 días | 90 días | 180 días | 365 días |
| 27-Feb-20 | 999,138,202.18 | 1,155.92 | 7.88% | 7.45% | 7.07% | 6.73% | 7.53% |
| 26-Feb-20 | 998,944,224.92 | 1,155.70 | 7.80% | 7.45% | 7.07% | 6.72% | 7.51% |
| 25-Feb-20 | 1,024,948,437.87 | 1,155.77 | 8.00% | 7.61% | 7.24% | 6.72% | 7.69% |
| 24-Feb-20 | 1,022,825,473.52 | 1,155.01 | 7.43% | 7.36% | 7.04% | 6.67% | 7.65% |
| 23-Feb-20 | 1,022,888,958.70 | 1,154.62 | 7.25% | 7.32% | 7.06% | 6.69% | 7.63% |
| 22-Feb-20 | 1,022,688,799.38 | 1,154.39 | 7.21% | 7.31% | 7.18% | 6.64% | 7.63% |
| 21-Feb-20 | 1,022,488,633.39 | 1,154.16 | 7.21% | 7.30% | 6.82% | 6.62% | 7.64% |
| 20-Feb-20 | 1,023,107,422.90 | 1,153.73 | 6.96% | 7.21% | 6.74% | 6.58% | 7.63% |
| 19-Feb-20 | 1,022,872,189.63 | 1,153.48 | 6.93% | 7.19% | 6.73% | 6.57% | 7.63% |
| 18-Feb-20 | 1,022,083,045.05 | 1,153.63 | 7.37% | 7.39% | 6.76% | 6.86% | 7.67% |
| 17-Feb-20 | 1,024,378,855.03 | 1,153.61 | 7.57% | 7.59% | 6.82% | 6.67% | 7.71% |
| 16-Feb-20 | 1,023,993,927.62 | 1,153.18 | 7.34% | 7.51% | 6.76% | 6.70% | 7.69% |
| 15-Feb-20 | 1,023,798,996.60 | 1,152.96 | 7.12% | 7.53% | 6.75% | 6.68% | 7.69% |
| 14-Feb-20 | 1,023,602,705.99 | 1,152.74 | 6.70% | 7.33% | 6.74% | 6.93% | 7.69% |
| 13-Feb-20 | 1,006,901,730.83 | 1,152.85 | 7.02% | 7.44% | 6.86% | 6.99% | 7.73% |
| 12-Feb-20 | 1,013,518,976.59 | 1,152.71 | 7.18% | 7.48% | 6.88% | 7.00% | 7.75% |
| 11-Feb-20 | 1,012,442,640.78 | 1,152.31 | 7.00% | 7.39% | 6.80% | 6.96% | 7.73% |
| 10-Feb-20 | 1,011,009,100.38 | 1,151.98 | 6.89% | 7.36% | 6.63% | 6.93% | 7.72% |
| 9-Feb-20 | 1,006,281,102.13 | 1,152.05 | 7.53% | 7.47% | 6.72% | 6.98% | 7.74% |
| 8-Feb-20 | 1,006,083,719.03 | 1,151.82 | 7.29% | 7.46% | 6.86% | 6.93% | 7.74% |
| 7-Feb-20 | 1,005,886,330.06 | 1,151.60 | 7.24% | 7.60% | 6.82% | 6.91% | 7.74% |
| 6-Feb-20 | 1,010,067,409.60 | 1,151.36 | 7.22% | 7.40% | 6.81% | 6.90% | 7.75% |
| 5-Feb-20 | 1,009,061,547.13 | 1,150.95 | 7.17% | 7.30% | 6.74% | 6.86% | 7.73% |
| 4-Feb-20 | 1,008,727,873.31 | 1,150.61 | 7.03% | 7.24% | 6.55% | 6.85% | 7.60% |
| 3-Feb-20 | 987,369,203.49 | 1,150.30 | 6.94% | 6.97% | 6.61% | 6.87% | 7.60% |
| 2-Feb-20 | 993,047,854.99 | 1,149.77 | 6.61% | 6.88% | 6.49% | 6.82% | 7.57% |
| 1-Feb-20 | 992,851,957.46 | 1,149.54 | 6.74% | 7.04% | 6.45% | 6.84% | 7.57% |
| 31-Jan-20 | 992,656,054.12 | 1,149.31 | 6.65% | 6.76% | 6.45% | 6.86% | 7.58% |
| 30-Jan-20 | 994,993,031.94 | 1,148.94 | 6.48% | 6.67% | 6.39% | 6.82% | 7.56% |
| 29-Jan-20 | 993,456,312.08 | 1,148.53 | 6.97% | 6.58% | 6.32% | 6.79% | 7.54% |
| 28-Jan-20 | 993,801,563.31 | 1,148.48 | 7.17% | 6.67% | 6.37% | 6.79% | 7.57% |
| 27-Jan-20 | 1,009,022,742.20 | 1,148.33 | 7.24% | 6.80% | 6.38% | 6.80% | 7.57% |
| 26-Jan-20 | 1,002,103,790.16 | 1,148.22 | 7.36% | 6.84% | 6.49% | 6.81% | 7.58% |
| 25-Jan-20 | 1,001,912,518.66 | 1,148.00 | 7.41% | 6.96% | 6.46% | 6.83% | 7.58% |
| 24-Jan-20 | 1,001,719,185.69 | 1,147.78 | 7.52% | 7.15% | 6.52% | 6.85% | 7.59% |
| 23-Jan-20 | 1,010,595,669.66 | 1,147.59 | 7.56% | 6.63% | 6.53% | 6.86% | 7.61% |
| 22-Jan-20 | 1,008,715,445.47 | 1,147.36 | 7.52% | 6.62% | 6.52% | 6.86% | 7.61% |
| 21-Jan-20 | 1,014,144,500.60 | 1,147.17 | 7.58% | 6.63% | 6.53% | 6.89% | 7.61% |
| 20-Jan-20 | 1,013,947,802.61 | 1,146.95 | 7.58% | 6.49% | 6.54% | 6.99% | 7.61% |
| 19-Jan-20 | 1,012,827,735.92 | 1,146.69 | 7.54% | 6.46% | 6.51% | 7.05% | 7.61% |
| 18-Jan-20 | 1,012,641,020.68 | 1,146.48 | 7.75% | 6.48% | 6.60% | 7.08% | 7.61% |
| 17-Jan-20 | 1,012,451,853.65 | 1,146.26 | 7.82% | 6.46% | 6.45% | 7.06% | 7.61% |
| 16-Jan-20 | 1,012,847,581.22 | 1,146.25 | 8.08% | 6.56% | 6.52% | 7.09% | 7.64% |
| 15-Jan-20 | 1,009,874,840.46 | 1,146.42 | 8.09% | 6.76% | 6.65% | 7.17% | 7.67% |
| 14-Jan-20 | 987,629,302.35 | 1,146.24 | 8.00% | 6.78% | 6.76% | 7.25% | 7.67% |
| 13-Jan-20 | 987,279,444.46 | 1,145.95 | 7.93% | 6.71% | 6.72% | 7.12% | 7.67% |
| 12-Jan-20 | 995,563,532.13 | 1,145.71 | 7.92% | 6.51% | 6.73% | 7.14% | 7.67% |
| 11-Jan-20 | 995,375,286.24 | 1,145.50 | 7.96% | 6.49% | 6.64% | 7.15% | 7.67% |
| 10-Jan-20 | 992,992,767.09 | 1,144.97 | 7.55% | 6.54% | 6.49% | 7.13% | 7.63% |
| 9-Jan-20 | 992,992,767.09 | 1,144.97 | 7.77% | 6.59% | 6.56% | 7.17% | 7.68% |
| 8-Jan-20 | 992,533,391.10 | 1,144.79 | 8.11% | 6.61% | 6.57% | 7.18% | 7.68% |

| Fecha | Patrimonio neto del Fondo | Valor Cuota | Rentabilidad | | | | |
|-----------|---------------------------|-------------|--------------|---------|---------|----------|----------|
| | | | 30 días | 60 días | 90 días | 180 días | 365 días |
| 7-Jan-20 | 990,677,906.24 | 1,144.57 | 7.71% | 6.60% | 6.56% | 7.17% | 7.67% |
| 6-Jan-20 | 990,192,343.89 | 1,144.21 | 7.57% | 6.33% | 6.53% | 7.10% | 7.65% |
| 5-Jan-20 | 990,004,136.04 | 1,143.99 | 7.58% | 6.45% | 6.55% | 7.10% | 7.66% |
| 4-Jan-20 | 989,815,921.46 | 1,143.78 | 7.12% | 6.44% | 6.57% | 7.13% | 7.66% |
| 3-Jan-20 | 989,627,700.76 | 1,143.56 | 7.27% | 6.40% | 6.55% | 7.11% | 7.66% |
| 2-Jan-20 | 988,022,845.18 | 1,143.21 | 7.47% | 6.33% | 6.50% | 7.09% | 7.64% |
| 1-Jan-20 | 987,754,651.33 | 1,143.07 | 6.99% | 6.36% | 6.52% | 7.10% | 7.65% |
| 31-Dec-19 | 987,565,042.20 | 1,142.85 | 6.98% | 6.36% | 6.57% | 7.10% | 7.65% |
| 30-Dec-19 | 986,859,173.60 | 1,141.99 | 6.30% | 6.00% | 6.23% | 6.97% | 7.59% |
| 29-Dec-19 | 994,950,024.30 | 1,141.76 | 6.27% | 5.97% | 6.15% | 6.99% | 7.59% |
| 28-Dec-19 | 994,757,983.66 | 1,141.54 | 6.47% | 6.07% | 6.13% | 7.02% | 7.59% |
| 27-Dec-19 | 994,565,962.65 | 1,141.32 | 6.43% | 6.04% | 6.03% | 7.04% | 7.60% |
| 26-Dec-19 | 994,441,712.90 | 1,141.05 | 6.64% | 6.10% | 6.00% | 7.02% | 7.59% |
| 25-Dec-19 | 993,692,470.60 | 1,140.73 | 6.90% | 6.04% | 5.96% | 7.00% | 7.58% |
| 24-Dec-19 | 993,499,782.27 | 1,140.51 | 5.81% | 6.03% | 5.92% | 7.08% | 7.58% |
| 23-Dec-19 | 993,742,683.27 | 1,140.31 | 5.83% | 6.04% | 5.94% | 7.17% | 7.58% |
| 22-Dec-19 | 992,998,439.48 | 1,140.07 | 5.80% | 6.04% | 5.85% | 7.16% | 7.58% |
| 21-Dec-19 | 992,805,604.05 | 1,139.85 | 5.51% | 6.02% | 5.83% | 7.14% | 7.58% |
| 20-Dec-19 | 992,612,760.94 | 1,139.62 | 5.47% | 6.14% | 5.90% | 7.13% | 7.58% |
| 19-Dec-19 | 1,002,197,525.19 | 1,139.22 | 5.33% | 5.82% | 5.82% | 7.09% | 7.57% |
| 18-Dec-19 | 1,002,121,774.06 | 1,138.94 | 5.21% | 5.78% | 5.79% | 7.08% | 7.56% |
| 17-Dec-19 | 997,756,471.04 | 1,138.68 | 5.14% | 5.75% | 5.76% | 7.05% | 7.54% |
| 16-Dec-19 | 998,280,962.55 | 1,138.84 | 5.54% | 6.09% | 6.03% | 7.12% | 7.57% |
| 15-Dec-19 | 1,004,686,799.41 | 1,138.75 | 5.67% | 6.14% | 6.05% | 7.12% | 7.59% |
| 14-Dec-19 | 1,004,490,379.58 | 1,138.53 | 5.60% | 6.16% | 6.07% | 7.10% | 7.59% |
| 13-Dec-19 | 1,004,293,953.36 | 1,138.30 | 5.20% | 6.02% | 6.08% | 7.08% | 7.58% |
| 12-Dec-19 | 1,005,513,599.24 | 1,138.05 | 5.12% | 5.94% | 6.06% | 7.07% | 7.57% |
| 11-Dec-19 | 1,015,414,566.85 | 1,137.90 | 5.63% | 5.97% | 6.08% | 7.07% | 7.57% |
| 10-Dec-19 | 1,024,648,026.59 | 1,137.71 | 5.53% | 5.97% | 6.21% | 7.07% | 7.56% |
| 9-Dec-19 | 1,030,112,599.19 | 1,137.21 | 5.22% | 5.81% | 5.91% | 6.97% | 7.53% |
| 8-Dec-19 | 1,030,287,101.15 | 1,137.36 | 5.61% | 6.02% | 6.00% | 7.02% | 7.56% |
| 7-Dec-19 | 1,030,087,309.33 | 1,137.14 | 5.18% | 6.05% | 5.98% | 7.05% | 7.56% |
| 6-Dec-19 | 1,029,887,510.52 | 1,136.91 | 5.43% | 6.08% | 6.14% | 6.99% | 7.56% |
| 5-Dec-19 | 1,026,596,357.80 | 1,137.13 | 5.88% | 6.28% | 6.28% | 7.06% | 7.59% |
| 4-Dec-19 | 1,027,095,210.77 | 1,136.77 | 5.63% | 6.20% | 6.22% | 7.03% | 7.58% |
| 3-Dec-19 | 1,028,827,434.99 | 1,136.24 | 5.28% | 6.03% | 5.70% | 6.97% | 7.54% |
| 2-Dec-19 | 1,028,824,779.51 | 1,136.54 | 5.84% | 6.38% | 5.87% | 7.02% | 7.58% |
| 1-Dec-19 | 1,029,033,602.84 | 1,136.33 | 5.84% | 6.21% | 6.15% | 7.03% | 7.58% |
| 30-Nov-19 | 1,028,838,194.46 | 1,136.11 | 5.78% | 6.11% | 6.16% | 7.02% | 7.59% |
| 29-Nov-19 | 1,028,646,565.38 | 1,135.90 | 5.76% | 6.08% | 6.14% | 7.03% | 7.59% |
| 28-Nov-19 | 1,029,620,823.06 | 1,135.50 | 5.77% | 5.85% | 6.07% | 7.00% | 7.58% |
| 27-Nov-19 | 1,047,358,523.35 | 1,135.31 | 5.73% | 5.85% | 6.06% | 7.00% | 7.58% |
| 26-Nov-19 | 1,062,306,664.35 | 1,134.86 | 5.65% | 5.71% | 5.85% | 6.96% | 7.56% |
| 25-Nov-19 | 1,063,404,696.51 | 1,134.30 | 5.27% | 5.47% | 5.82% | 6.89% | 7.54% |
| 24-Nov-19 | 1,070,981,815.24 | 1,135.09 | 6.35% | 6.02% | 6.29% | 7.12% | 7.63% |
| 23-Nov-19 | 1,070,779,787.94 | 1,134.88 | 6.34% | 5.90% | 6.20% | 7.16% | 7.63% |
| 22-Nov-19 | 1,070,577,753.59 | 1,134.66 | 6.37% | 5.89% | 6.16% | 7.14% | 7.65% |
| 21-Nov-19 | 1,069,064,858.74 | 1,134.71 | 6.62% | 6.12% | 6.25% | 7.19% | 7.66% |
| 20-Nov-19 | 1,069,558,335.51 | 1,134.52 | 6.89% | 6.12% | 6.25% | 7.20% | 7.66% |
| 19-Nov-19 | 1,069,314,513.73 | 1,134.26 | 6.39% | 6.09% | 6.67% | 7.20% | 7.67% |
| 18-Nov-19 | 1,068,956,885.28 | 1,134.08 | 6.43% | 6.09% | 6.25% | 7.21% | 7.67% |

| Fecha | Patrimonio neto del Fondo | Valor Cuota | Rentabilidad | | | | |
|-----------|---------------------------|-------------|--------------|---------|---------|----------|----------|
| | | | 30 días | 60 días | 90 días | 180 días | 365 días |
| 17-Nov-19 | 1,068,764,073.63 | 1,133.89 | 6.45% | 6.29% | 6.39% | 7.20% | 7.67% |
| 16-Nov-19 | 1,068,563,357.38 | 1,133.68 | 6.73% | 6.27% | 6.35% | 7.22% | 7.67% |
| 15-Nov-19 | 1,068,362,634.01 | 1,133.47 | 6.70% | 6.29% | 6.86% | 7.23% | 7.68% |
| 14-Nov-19 | 1,063,712,107.44 | 1,133.31 | 6.81% | 6.35% | 6.87% | 7.25% | 7.68% |
| 13-Nov-19 | 1,065,414,931.70 | 1,133.46 | 6.92% | 6.53% | 6.99% | 7.32% | 7.70% |
| 12-Nov-19 | 1,065,174,449.69 | 1,133.28 | 6.85% | 6.54% | 7.00% | 7.55% | 7.70% |
| 11-Nov-19 | 1,097,737,352.86 | 1,132.66 | 6.40% | 6.51% | 6.82% | 7.50% | 7.66% |
| 10-Nov-19 | 1,095,157,457.87 | 1,132.56 | 6.51% | 6.28% | 6.85% | 7.51% | 7.68% |
| 9-Nov-19 | 1,094,955,011.38 | 1,132.35 | 6.49% | 6.22% | 6.77% | 7.53% | 7.68% |
| 8-Nov-19 | 1,094,749,536.75 | 1,132.14 | 6.53% | 6.20% | 6.73% | 7.51% | 7.67% |
| 7-Nov-19 | 1,094,554,270.98 | 1,132.31 | 7.02% | 6.63% | 6.86% | 7.59% | 7.70% |
| 6-Nov-19 | 1,094,639,253.53 | 1,131.87 | 6.83% | 6.50% | 6.77% | 7.55% | 7.68% |
| 5-Nov-19 | 1,093,981,227.08 | 1,131.66 | 6.79% | 6.49% | 6.80% | 7.55% | 7.67% |
| 4-Nov-19 | 1,096,073,611.13 | 1,131.54 | 6.87% | 5.94% | 6.90% | 7.57% | 7.68% |
| 3-Nov-19 | 1,095,869,106.31 | 1,131.33 | 6.86% | 5.92% | 6.92% | 7.90% | 7.68% |
| 2-Nov-19 | 1,095,664,594.12 | 1,131.11 | 7.02% | 6.33% | 6.96% | 7.71% | 7.68% |
| 1-Nov-19 | 1,095,462,105.32 | 1,130.91 | 6.69% | 6.35% | 7.00% | 7.65% | 7.67% |
| 31-Oct-19 | 1,095,176,992.69 | 1,130.73 | 6.54% | 6.34% | 7.01% | 7.65% | 7.65% |
| 30-Oct-19 | 1,094,643,606.95 | 1,130.54 | 6.49% | 6.34% | 7.01% | 7.66% | 7.65% |
| 29-Oct-19 | 1,094,543,316.22 | 1,130.14 | 6.01% | 6.21% | 6.89% | 7.59% | 7.63% |
| 28-Oct-19 | 1,092,520,475.96 | 1,129.99 | 6.05% | 6.08% | 6.90% | 7.66% | 7.66% |
| 27-Oct-19 | 1,088,044,225.36 | 1,129.61 | 5.84% | 6.12% | 6.82% | 7.62% | 7.64% |
| 26-Oct-19 | 1,087,846,829.06 | 1,129.41 | 5.75% | 6.28% | 6.87% | 7.57% | 7.64% |
| 25-Oct-19 | 1,087,649,425.69 | 1,129.20 | 5.79% | 6.15% | 6.92% | 7.57% | 7.62% |
| 24-Oct-19 | 1,086,296,614.41 | 1,128.99 | 5.55% | 6.10% | 6.92% | 7.57% | 7.57% |
| 23-Oct-19 | 1,086,148,071.45 | 1,128.76 | 5.50% | 6.07% | 6.91% | 7.56% | 7.57% |
| 22-Oct-19 | 1,085,662,900.77 | 1,128.57 | 5.72% | 6.07% | 6.99% | 7.62% | 7.57% |
| 21-Oct-19 | 1,085,250,502.78 | 1,128.13 | 5.45% | 6.60% | 7.10% | 7.54% | 7.55% |
| 20-Oct-19 | 1,079,908,152.86 | 1,128.33 | 5.87% | 6.18% | 7.39% | 7.76% | 7.59% |
| 19-Oct-19 | 1,079,711,035.14 | 1,128.12 | 5.84% | 6.38% | 7.45% | 7.78% | 7.59% |
| 18-Oct-19 | 1,079,513,877.62 | 1,127.92 | 6.23% | 6.32% | 7.40% | 7.75% | 7.59% |
| 17-Oct-19 | 1,075,699,401.40 | 1,127.44 | 5.90% | 6.92% | 7.30% | 7.70% | 7.55% |
| 16-Oct-19 | 1,075,012,921.43 | 1,127.26 | 5.98% | 6.92% | 7.31% | 7.70% | 7.55% |
| 15-Oct-19 | 1,073,372,910.65 | 1,127.00 | 5.99% | 6.89% | 7.45% | 7.69% | 7.56% |
| 14-Oct-19 | 1,068,801,217.17 | 1,127.04 | 6.24% | 7.01% | 7.32% | 7.71% | 7.57% |
| 13-Oct-19 | 1,068,151,552.72 | 1,126.93 | 6.33% | 7.02% | 7.40% | 7.69% | 7.58% |
| 12-Oct-19 | 1,067,964,519.43 | 1,126.73 | 6.72% | 7.02% | 7.42% | 7.64% | 7.58% |
| 11-Oct-19 | 1,067,777,479.47 | 1,126.54 | 6.15% | 6.90% | 7.51% | 7.64% | 7.58% |
| 10-Oct-19 | 1,066,729,024.45 | 1,126.35 | 6.04% | 6.85% | 7.52% | 7.64% | 7.59% |
| 9-Oct-19 | 1,060,674,288.92 | 1,126.09 | 5.97% | 6.82% | 7.51% | 7.63% | 7.58% |
| 8-Oct-19 | 1,056,508,470.21 | 1,125.82 | 6.36% | 6.78% | 7.45% | 7.58% | 7.58% |
| 7-Oct-19 | 1,055,162,096.32 | 1,125.55 | 6.27% | 6.79% | 7.34% | 7.54% | 7.58% |
| 6-Oct-19 | 1,054,402,351.05 | 1,125.38 | 6.29% | 6.90% | 7.38% | 7.54% | 7.58% |
| 5-Oct-19 | 1,054,213,565.21 | 1,125.18 | 5.09% | 6.95% | 7.44% | 7.56% | 7.59% |
| 4-Oct-19 | 1,054,024,772.73 | 1,124.98 | 5.06% | 7.00% | 7.40% | 7.56% | 7.58% |
| 3-Oct-19 | 1,052,468,153.82 | 1,124.63 | 5.73% | 6.98% | 7.35% | 7.53% | 7.56% |
| 2-Oct-19 | 1,046,760,672.92 | 1,124.72 | 6.11% | 7.14% | 7.47% | 7.59% | 7.58% |
| 1-Oct-19 | 1,045,250,093.55 | 1,124.69 | 6.24% | 7.23% | 7.54% | 7.73% | 7.59% |
| 30-Sep-19 | 1,038,115,131.01 | 1,124.54 | 6.28% | 7.19% | 7.53% | 7.61% | 7.60% |
| 29-Sep-19 | 1,053,122,120.86 | 1,124.59 | 6.51% | 7.30% | 7.67% | 7.67% | 7.63% |
| 28-Sep-19 | 1,052,944,636.16 | 1,124.40 | 6.19% | 7.29% | 7.75% | 7.68% | 7.63% |

| Fecha | Patrimonio neto del Fondo | Valor Cuota | Rentabilidad | | | | |
|-----------|---------------------------|-------------|--------------|---------|---------|----------|----------|
| | | | 30 días | 60 días | 90 días | 180 días | 365 días |
| 27-Sep-19 | 1,052,767,145.05 | 1,124.21 | 6.49% | 7.36% | 7.79% | 7.67% | 7.62% |
| 26-Sep-19 | 1,043,868,955.43 | 1,124.10 | 6.90% | 7.49% | 7.82% | 7.68% | 7.63% |
| 25-Sep-19 | 1,043,225,735.72 | 1,123.85 | 6.60% | 7.47% | 7.80% | 7.68% | 7.62% |
| 24-Sep-19 | 1,042,782,008.11 | 1,123.87 | 6.74% | 7.60% | 8.03% | 7.72% | 7.64% |
| 23-Sep-19 | 1,042,605,274.11 | 1,123.68 | 6.74% | 7.70% | 8.22% | 7.74% | 7.64% |
| 22-Sep-19 | 1,039,999,495.73 | 1,123.29 | 6.52% | 7.89% | 8.14% | 8.01% | 7.62% |
| 21-Sep-19 | 1,039,824,091.82 | 1,123.10 | 7.86% | 8.10% | 8.12% | 8.01% | 7.62% |
| 20-Sep-19 | 1,039,648,680.77 | 1,122.91 | 6.59% | 8.20% | 8.10% | 7.93% | 7.63% |
| 19-Sep-19 | 1,022,327,640.66 | 1,122.74 | 7.02% | 8.14% | 8.11% | 7.93% | 7.60% |
| 18-Sep-19 | 953,435,848.85 | 1,122.17 | 6.51% | 7.95% | 7.97% | 7.87% | 7.56% |
| 17-Sep-19 | 950,794,002.40 | 1,122.00 | 8.06% | 7.98% | 7.96% | 7.90% | 7.56% |
| 16-Sep-19 | 926,750,514.02 | 1,121.75 | 7.99% | 8.17% | 7.93% | 7.77% | 7.55% |
| 15-Sep-19 | 918,902,096.87 | 1,121.48 | 7.91% | 7.82% | 7.88% | 8.07% | 7.55% |
| 14-Sep-19 | 918,745,804.45 | 1,121.29 | 7.91% | 7.90% | 7.84% | 8.10% | 7.55% |
| 13-Sep-19 | 918,589,506.54 | 1,121.10 | 7.83% | 7.92% | 7.81% | 8.20% | 7.55% |
| 12-Sep-19 | 916,696,044.29 | 1,120.54 | 7.44% | 7.86% | 7.68% | 8.13% | 7.43% |
| 11-Sep-19 | 902,367,686.31 | 1,120.87 | 7.76% | 8.15% | 7.87% | 8.23% | 7.45% |
| 10-Sep-19 | 901,146,329.61 | 1,120.78 | 7.77% | 8.22% | 7.89% | 8.19% | 7.51% |
| 9-Sep-19 | 889,712,620.03 | 1,120.60 | 7.79% | 8.20% | 7.82% | 8.21% | 7.54% |
| 8-Sep-19 | 889,050,268.21 | 1,119.97 | 7.31% | 7.84% | 7.63% | 8.15% | 7.49% |
| 7-Sep-19 | 888,901,890.03 | 1,119.78 | 7.42% | 7.88% | 7.69% | 8.16% | 7.50% |
| 6-Sep-19 | 888,753,506.67 | 1,119.59 | 7.63% | 7.98% | 7.58% | 8.17% | 7.49% |
| 5-Sep-19 | 890,195,908.38 | 1,120.49 | 8.92% | 8.51% | 7.98% | 8.37% | 7.62% |
| 4-Sep-19 | 880,964,670.42 | 1,120.32 | 9.06% | 8.53% | 7.99% | 8.38% | 7.56% |
| 3-Sep-19 | 874,227,073.00 | 1,119.35 | 8.35% | 8.13% | 7.70% | 8.25% | 7.48% |
| 2-Sep-19 | 878,000,092.26 | 1,119.11 | 8.30% | 8.12% | 7.60% | 8.27% | 7.44% |
| 1-Sep-19 | 873,714,187.39 | 1,118.95 | 8.34% | 8.11% | 7.63% | 8.29% | 7.45% |
| 31-Aug-19 | 873,573,821.20 | 1,118.77 | 8.23% | 8.18% | 7.63% | 8.00% | 7.45% |
| 30-Aug-19 | 873,442,296.31 | 1,118.60 | 8.23% | 8.31% | 7.67% | 8.18% | 7.48% |
| 29-Aug-19 | 868,521,428.53 | 1,118.71 | 8.52% | 8.52% | 7.79% | 8.24% | 7.47% |
| 28-Aug-19 | 863,348,494.52 | 1,118.25 | 8.37% | 8.38% | 7.70% | 8.19% | 7.44% |
| 27-Aug-19 | 847,404,641.01 | 1,117.75 | 8.21% | 8.22% | 7.60% | 8.03% | 7.40% |
| 26-Aug-19 | 847,019,703.35 | 1,117.78 | 8.48% | 8.56% | 7.68% | 8.08% | 7.40% |
| 25-Aug-19 | 837,661,866.42 | 1,117.67 | 8.59% | 8.88% | 7.80% | 8.06% | 7.41% |
| 24-Aug-19 | 837,522,431.75 | 1,117.49 | 8.81% | 8.87% | 7.88% | 8.37% | 7.41% |
| 23-Aug-19 | 837,382,992.21 | 1,117.30 | 9.43% | 8.84% | 7.86% | 8.38% | 7.46% |
| 22-Aug-19 | 825,340,420.27 | 1,115.89 | 8.51% | 8.17% | 7.42% | 8.16% | 7.32% |
| 21-Aug-19 | 826,153,490.32 | 1,116.86 | 9.98% | 8.79% | 7.87% | 8.38% | 7.37% |
| 20-Aug-19 | 826,196,082.46 | 1,116.30 | 9.43% | 8.59% | 7.75% | 8.33% | 7.33% |
| 19-Aug-19 | 826,004,762.22 | 1,116.20 | 9.55% | 8.61% | 7.80% | 8.36% | 7.35% |
| 18-Aug-19 | 825,141,703.05 | 1,114.62 | 8.05% | 7.86% | 7.26% | 8.12% | 7.21% |
| 17-Aug-19 | 825,001,809.04 | 1,114.43 | 8.52% | 7.82% | 7.32% | 8.13% | 7.21% |
| 16-Aug-19 | 824,861,909.40 | 1,114.24 | 7.89% | 7.76% | 7.34% | 8.18% | 7.21% |
| 15-Aug-19 | 824,720,717.27 | 1,114.05 | 8.05% | 7.72% | 7.35% | 8.18% | 7.21% |
| 14-Aug-19 | 820,064,356.81 | 1,113.93 | 8.17% | 7.76% | 7.39% | 8.20% | 7.22% |
| 13-Aug-19 | 820,160,313.90 | 1,113.74 | 8.44% | 7.76% | 7.85% | 8.21% | 7.24% |
| 12-Aug-19 | 821,481,211.54 | 1,113.76 | 8.71% | 7.85% | 7.98% | 8.27% | 7.20% |
| 11-Aug-19 | 819,998,062.72 | 1,113.66 | 8.84% | 7.79% | 8.01% | 8.31% | 7.21% |
| 10-Aug-19 | 819,855,770.63 | 1,113.47 | 8.77% | 7.75% | 8.04% | 8.32% | 7.21% |
| 9-Aug-19 | 819,713,473.70 | 1,113.28 | 8.53% | 7.84% | 8.02% | 8.31% | 7.25% |
| 8-Aug-19 | 820,860,105.62 | 1,112.99 | 8.50% | 7.62% | 8.00% | 8.29% | 7.27% |

| Fecha | Patrimonio neto del Fondo | Valor Cuota | Rentabilidad | | | | |
|-----------|---------------------------|-------------|--------------|---------|---------|----------|----------|
| | | | 30 días | 60 días | 90 días | 180 días | 365 días |
| 7-Aug-19 | 820,883,772.32 | 1,112.61 | 8.48% | 7.52% | 7.94% | 8.26% | 7.27% |
| 6-Aug-19 | 820,157,821.34 | 1,112.33 | 8.29% | 7.47% | 7.92% | 8.25% | 7.27% |
| 5-Aug-19 | 821,251,784.95 | 1,112.04 | 8.19% | 7.41% | 7.89% | 8.26% | 7.15% |
| 4-Aug-19 | 826,490,590.77 | 1,111.72 | 8.08% | 7.23% | 8.50% | 8.22% | 7.14% |
| 3-Aug-19 | 826,347,109.11 | 1,111.53 | 8.11% | 7.25% | 8.12% | 8.01% | 7.14% |
| 2-Aug-19 | 826,203,622.34 | 1,111.33 | 8.03% | 7.24% | 8.01% | 8.02% | 7.18% |
| 1-Aug-19 | 825,134,750.40 | 1,111.26 | 8.30% | 7.34% | 8.06% | 8.04% | 7.19% |
| 31-Jul-19 | 823,515,728.44 | 1,111.08 | 8.56% | 7.37% | 8.07% | 8.05% | 7.16% |
| 30-Jul-19 | 824,076,463.78 | 1,110.93 | 8.71% | 7.41% | 8.04% | 8.08% | 7.23% |
| 29-Jul-19 | 822,082,956.81 | 1,110.60 | 8.56% | 7.35% | 8.10% | 8.06% | 7.19% |
| 28-Jul-19 | 822,420,050.16 | 1,110.26 | 8.40% | 7.26% | 8.02% | 8.03% | 7.17% |
| 27-Jul-19 | 822,262,883.20 | 1,110.05 | 8.82% | 7.38% | 7.93% | 8.04% | 7.17% |
| 26-Jul-19 | 822,105,711.17 | 1,109.84 | 9.36% | 7.48% | 7.92% | 8.04% | 7.16% |
| 25-Jul-19 | 817,751,482.58 | 1,109.45 | 9.12% | 7.35% | 7.85% | 8.01% | 7.14% |
| 24-Jul-19 | 811,559,234.60 | 1,108.71 | 8.46% | 7.07% | 7.65% | 7.91% | 7.06% |
| 23-Jul-19 | 811,755,095.63 | 1,108.15 | 8.00% | 6.88% | 7.62% | 7.85% | 7.01% |
| 22-Jul-19 | 811,942,939.21 | 1,107.78 | 7.80% | 6.82% | 7.49% | 7.86% | 7.01% |
| 21-Jul-19 | 813,161,224.63 | 1,107.71 | 7.94% | 6.91% | 7.83% | 7.88% | 7.02% |
| 20-Jul-19 | 813,010,485.77 | 1,107.51 | 7.85% | 6.86% | 7.87% | 7.89% | 7.01% |
| 19-Jul-19 | 812,851,041.38 | 1,107.29 | 7.82% | 6.93% | 7.80% | 7.89% | 7.01% |
| 18-Jul-19 | 808,235,830.08 | 1,106.68 | 7.26% | 6.74% | 7.65% | 7.81% | 6.97% |
| 17-Jul-19 | 809,027,693.73 | 1,107.06 | 7.78% | 7.06% | 7.86% | 7.93% | 7.04% |
| 16-Jul-19 | 808,293,788.28 | 1,106.72 | 7.53% | 7.00% | 7.80% | 7.90% | 7.04% |
| 15-Jul-19 | 804,472,593.69 | 1,106.50 | 7.49% | 7.65% | 7.74% | 7.91% | 7.01% |
| 14-Jul-19 | 805,660,617.32 | 1,106.06 | 7.22% | 7.59% | 7.58% | 7.86% | 6.98% |
| 13-Jul-19 | 805,505,113.19 | 1,105.85 | 7.14% | 7.56% | 7.48% | 7.86% | 6.98% |
| 12-Jul-19 | 805,346,062.27 | 1,105.63 | 6.88% | 7.60% | 7.46% | 7.88% | 6.97% |
| 11-Jul-19 | 804,049,589.74 | 1,105.50 | 6.87% | 7.60% | 7.48% | 7.89% | 6.98% |
| 10-Jul-19 | 803,237,573.07 | 1,105.53 | 7.30% | 7.74% | 7.57% | 7.94% | 6.93% |
| 9-Jul-19 | 800,373,853.26 | 1,105.27 | 6.89% | 7.72% | 7.48% | 7.91% | 6.90% |
| 8-Jul-19 | 794,658,515.47 | 1,104.91 | 6.70% | 7.64% | 7.36% | 7.94% | 6.86% |
| 7-Jul-19 | 813,925,843.76 | 1,104.81 | 6.80% | 7.71% | 7.40% | 7.95% | 6.87% |
| 6-Jul-19 | 813,770,514.43 | 1,104.60 | 6.76% | 8.65% | 7.43% | 7.94% | 6.87% |
| 5-Jul-19 | 813,611,165.84 | 1,104.38 | 6.51% | 8.09% | 7.42% | 7.92% | 6.85% |
| 4-Jul-19 | 822,294,336.02 | 1,104.17 | 6.53% | 7.91% | 7.42% | 7.92% | 6.84% |
| 3-Jul-19 | 821,435,758.71 | 1,104.04 | 6.57% | 7.95% | 7.45% | 7.94% | 6.85% |
| 2-Jul-19 | 824,806,450.63 | 1,103.72 | 6.51% | 7.90% | 7.60% | 7.92% | 6.88% |
| 1-Jul-19 | 824,613,591.92 | 1,103.32 | 6.31% | 7.70% | 7.28% | 7.88% | 6.75% |
| 30-Jun-19 | 824,252,893.91 | 1,103.03 | 6.24% | 7.81% | 7.27% | 7.87% | 6.74% |
| 29-Jun-19 | 824,109,681.20 | 1,102.84 | 6.28% | 7.79% | 7.29% | 7.87% | 6.74% |
| 28-Jun-19 | 823,966,463.50 | 1,102.65 | 6.26% | 7.66% | 7.27% | 7.88% | 6.79% |
| 27-Jun-19 | 827,973,253.33 | 1,102.05 | 6.08% | 7.45% | 7.11% | 7.81% | 6.78% |
| 26-Jun-19 | 823,395,906.42 | 1,101.36 | 5.74% | 7.18% | 6.93% | 7.72% | 6.72% |
| 25-Jun-19 | 823,409,587.54 | 1,101.19 | 5.71% | 7.19% | 6.95% | 7.74% | 6.74% |
| 24-Jun-19 | 830,483,762.02 | 1,101.06 | 5.81% | 7.37% | 7.01% | 7.75% | 6.75% |
| 23-Jun-19 | 829,626,214.75 | 1,100.91 | 5.89% | 7.31% | 7.63% | 7.76% | 6.76% |
| 22-Jun-19 | 829,483,667.50 | 1,100.72 | 5.94% | 7.73% | 7.63% | 7.76% | 6.76% |
| 21-Jun-19 | 829,341,115.25 | 1,100.53 | 6.00% | 7.80% | 7.45% | 7.76% | 6.78% |
| 20-Jun-19 | 824,135,137.58 | 1,100.41 | 6.00% | 7.75% | 7.49% | 7.78% | 6.78% |
| 19-Jun-19 | 823,992,844.73 | 1,100.22 | 6.15% | 7.75% | 7.49% | 7.78% | 6.79% |
| 18-Jun-19 | 824,786,759.12 | 1,100.11 | 6.32% | 7.79% | 7.57% | 7.80% | 6.81% |

| Fecha | Patrimonio neto del Fondo | Valor Cuota | Rentabilidad | | | | |
|-----------|---------------------------|-------------|--------------|---------|---------|----------|----------|
| | | | 30 días | 60 días | 90 días | 180 días | 365 días |
| 17-Jun-19 | 834,711,292.06 | 1,100.02 | 6.47% | 7.85% | 7.38% | 7.84% | 6.82% |
| 16-Jun-19 | 834,708,687.52 | 1,099.92 | 6.59% | 7.82% | 8.03% | 7.85% | 6.82% |
| 15-Jun-19 | 834,567,991.60 | 1,099.73 | 7.96% | 7.72% | 8.10% | 7.83% | 6.82% |
| 14-Jun-19 | 834,422,485.53 | 1,099.54 | 8.10% | 7.60% | 8.28% | 7.83% | 6.82% |
| 13-Jun-19 | 831,505,148.23 | 1,099.40 | 8.13% | 7.61% | 8.31% | 7.85% | 6.82% |
| 12-Jun-19 | 828,783,379.96 | 1,099.41 | 8.46% | 7.71% | 8.39% | 7.89% | 6.85% |
| 11-Jun-19 | 830,516,688.40 | 1,099.29 | 8.47% | 7.75% | 8.30% | 7.89% | 6.86% |
| 10-Jun-19 | 829,223,220.71 | 1,098.94 | 8.33% | 7.58% | 8.27% | 7.85% | 6.83% |
| 9-Jun-19 | 823,242,288.91 | 1,099.05 | 8.70% | 7.66% | 8.41% | 7.90% | 6.86% |
| 8-Jun-19 | 823,099,151.13 | 1,098.86 | 8.73% | 7.66% | 8.44% | 7.89% | 6.86% |
| 7-Jun-19 | 822,956,008.34 | 1,098.67 | 8.76% | 7.73% | 8.45% | 7.88% | 6.87% |
| 6-Jun-19 | 809,548,852.42 | 1,098.50 | 10.73% | 7.73% | 8.46% | 7.89% | 6.89% |
| 5-Jun-19 | 801,863,200.15 | 1,098.51 | 9.84% | 7.85% | 8.54% | 7.93% | 6.92% |
| 4-Jun-19 | 801,604,696.07 | 1,098.28 | 9.44% | 7.83% | 8.55% | 7.91% | 6.91% |
| 3-Jun-19 | 794,702,171.60 | 1,098.11 | 9.49% | 8.14% | 8.61% | 7.91% | 6.92% |
| 2-Jun-19 | 784,814,428.37 | 1,097.85 | 9.44% | 7.75% | 8.62% | 7.89% | 6.91% |
| 1-Jun-19 | 784,658,045.59 | 1,097.63 | 9.24% | 7.77% | 8.04% | 7.88% | 6.90% |
| 31-May-19 | 784,501,657.55 | 1,097.41 | 9.54% | 7.78% | 8.36% | 7.87% | 6.90% |
| 30-May-19 | 785,090,673.06 | 1,097.18 | 9.46% | 7.73% | 8.36% | 7.86% | 6.89% |
| 29-May-19 | 786,241,002.37 | 1,097.01 | 9.22% | 7.74% | 8.37% | 7.87% | 6.89% |
| 28-May-19 | 783,612,444.10 | 1,096.58 | 8.95% | 7.61% | 8.07% | 7.83% | 6.86% |
| 27-May-19 | 781,514,581.16 | 1,096.19 | 8.74% | 7.51% | 8.01% | 7.82% | 6.81% |
| 26-May-19 | 779,849,827.02 | 1,096.05 | 8.80% | 7.60% | 7.95% | 7.83% | 6.82% |
| 25-May-19 | 779,696,221.99 | 1,095.83 | 9.08% | 8.47% | 8.55% | 7.83% | 6.81% |
| 24-May-19 | 779,538,861.41 | 1,095.61 | 8.87% | 8.44% | 8.56% | 7.84% | 6.82% |
| 23-May-19 | 779,251,749.46 | 1,095.37 | 9.67% | 8.17% | 8.55% | 7.84% | 6.82% |
| 22-May-19 | 778,486,464.81 | 1,095.13 | 9.75% | 8.15% | 8.55% | 7.84% | 6.81% |
| 21-May-19 | 778,435,847.28 | 1,095.01 | 9.66% | 8.19% | 8.60% | 7.88% | 6.81% |
| 20-May-19 | 777,977,535.32 | 1,094.68 | 9.50% | 8.19% | 8.59% | 7.84% | 6.80% |
| 19-May-19 | 778,287,442.77 | 1,094.42 | 9.42% | 7.81% | 8.60% | 7.82% | 6.79% |
| 18-May-19 | 778,134,404.61 | 1,094.21 | 9.39% | 8.70% | 8.61% | 7.85% | 6.78% |
| 17-May-19 | 777,977,923.60 | 1,093.99 | 9.21% | 8.78% | 8.69% | 7.84% | 6.77% |
| 16-May-19 | 776,480,015.26 | 1,092.59 | 7.64% | 8.38% | 8.24% | 7.61% | 6.65% |
| 15-May-19 | 776,094,532.25 | 1,092.27 | 7.23% | 8.32% | 8.20% | 7.59% | 6.65% |
| 14-May-19 | 774,858,237.35 | 1,092.10 | 7.23% | 8.34% | 8.22% | 7.61% | 6.68% |
| 13-May-19 | 774,014,056.39 | 1,091.82 | 7.11% | 8.11% | 8.23% | 7.57% | 6.66% |
| 12-May-19 | 774,888,271.12 | 1,091.69 | 7.18% | 8.20% | 8.29% | 7.57% | 6.66% |
| 11-May-19 | 774,731,857.25 | 1,091.47 | 6.97% | 8.22% | 8.30% | 7.56% | 6.66% |
| 10-May-19 | 774,575,437.91 | 1,091.25 | 6.76% | 8.24% | 8.27% | 7.56% | 6.65% |
| 9-May-19 | 774,355,109.81 | 1,091.03 | 6.74% | 8.24% | 8.26% | 7.56% | 6.63% |
| 8-May-19 | 775,095,362.32 | 1,090.82 | 6.84% | 8.23% | 8.26% | 7.56% | 6.63% |
| 7-May-19 | 772,810,621.04 | 1,088.90 | 4.89% | 7.29% | 7.60% | 7.22% | 6.48% |
| 6-May-19 | 772,918,979.98 | 1,089.70 | 6.02% | 7.87% | 8.04% | 7.39% | 6.57% |
| 5-May-19 | 773,040,492.29 | 1,089.82 | 6.38% | 8.12% | 8.13% | 7.45% | 6.59% |
| 4-May-19 | 772,890,562.55 | 1,089.61 | 6.96% | 8.15% | 7.70% | 7.45% | 6.59% |
| 3-May-19 | 772,740,627.94 | 1,089.39 | 6.21% | 7.31% | 7.71% | 7.45% | 6.59% |
| 2-May-19 | 760,215,278.45 | 1,089.35 | 6.44% | 7.88% | 7.78% | 7.48% | 6.61% |
| 1-May-19 | 759,023,213.54 | 1,088.87 | 6.17% | 7.73% | 7.68% | 7.43% | 6.57% |
| 30-Apr-19 | 759,320,554.39 | 1,088.72 | 6.15% | 7.77% | 7.72% | 7.40% | 6.59% |
| 29-Apr-19 | 828,791,992.79 | 1,088.76 | 6.41% | 7.59% | 7.83% | 7.41% | 6.61% |
| 28-Apr-19 | 828,643,261.05 | 1,088.57 | 6.41% | 7.60% | 7.82% | 7.41% | 6.61% |

| Fecha | Patrimonio neto del Fondo | Valor Cuota | Rentabilidad | | | | |
|-----------|---------------------------|-------------|--------------|---------|---------|----------|----------|
| | | | 30 días | 60 días | 90 días | 180 días | 365 días |
| 27-Apr-19 | 828,494,523.77 | 1,088.37 | 6.43% | 7.50% | 7.85% | 7.40% | 6.61% |
| 26-Apr-19 | 828,345,781.73 | 1,088.18 | 6.55% | 8.37% | 7.86% | 7.45% | 6.61% |
| 25-Apr-19 | 822,737,234.37 | 1,087.71 | 8.03% | 8.25% | 7.77% | 7.40% | 6.58% |
| 24-Apr-19 | 822,646,943.28 | 1,087.68 | 8.20% | 8.35% | 7.83% | 7.43% | 6.60% |
| 23-Apr-19 | 826,169,498.19 | 1,086.73 | 6.83% | 7.95% | 7.56% | 7.25% | 6.53% |
| 22-Apr-19 | 823,553,044.35 | 1,086.43 | 6.71% | 7.93% | 7.60% | 7.13% | 6.52% |
| 21-Apr-19 | 826,851,770.87 | 1,086.38 | 6.89% | 8.06% | 7.66% | 7.16% | 6.53% |
| 20-Apr-19 | 826,712,524.02 | 1,086.20 | 7.05% | 8.12% | 7.67% | 7.16% | 6.53% |
| 19-Apr-19 | 826,573,273.53 | 1,086.02 | 6.36% | 8.15% | 7.68% | 7.16% | 6.52% |
| 18-Apr-19 | 826,430,683.47 | 1,085.83 | 8.20% | 8.28% | 7.69% | 7.17% | 6.51% |
| 17-Apr-19 | 812,974,934.15 | 1,085.77 | 8.54% | 8.37% | 7.75% | 7.20% | 6.51% |
| 16-Apr-19 | 802,355,051.97 | 1,085.77 | 9.29% | 8.48% | 7.83% | 7.23% | 6.55% |
| 15-Apr-19 | 725,098,627.97 | 1,085.81 | 9.57% | 8.63% | 7.95% | 7.25% | 6.57% |
| 14-Apr-19 | 711,295,145.36 | 1,085.65 | 9.62% | 8.71% | 7.94% | 7.27% | 6.57% |
| 13-Apr-19 | 711,178,273.34 | 1,085.47 | 9.28% | 8.77% | 7.97% | 7.28% | 6.57% |
| 12-Apr-19 | 711,057,230.87 | 1,085.28 | 9.38% | 8.81% | 8.00% | 7.27% | 6.57% |
| 11-Apr-19 | 709,922,969.20 | 1,085.25 | 9.64% | 8.86% | 8.07% | 7.31% | 6.59% |
| 10-Apr-19 | 714,109,354.24 | 1,085.21 | 9.90% | 8.95% | 8.13% | 7.34% | 6.60% |
| 9-Apr-19 | 713,533,211.87 | 1,085.02 | 9.90% | 8.95% | 8.11% | 7.34% | 6.61% |
| 8-Apr-19 | 716,720,336.39 | 1,084.71 | 9.79% | 8.89% | 8.18% | 7.32% | 6.59% |
| 7-Apr-19 | 716,087,573.12 | 1,084.53 | 9.83% | 8.98% | 8.16% | 7.32% | 6.59% |
| 6-Apr-19 | 715,955,364.68 | 1,084.33 | 9.88% | 8.94% | 8.14% | 7.33% | 6.59% |
| 5-Apr-19 | 715,823,151.62 | 1,084.13 | 10.03% | 8.32% | 8.12% | 7.34% | 6.59% |
| 4-Apr-19 | 725,271,226.51 | 1,083.41 | 9.51% | 8.05% | 7.93% | 7.24% | 6.54% |
| 3-Apr-19 | 723,979,172.36 | 1,083.86 | 8.55% | 8.43% | 8.18% | 7.37% | 6.60% |
| 2-Apr-19 | 721,781,823.29 | 1,083.61 | 9.48% | 8.41% | 8.16% | 7.35% | 6.54% |
| 1-Apr-19 | 722,040,194.98 | 1,083.37 | 9.44% | 8.42% | 8.15% | 7.34% | 6.53% |
| 31-Mar-19 | 720,774,364.83 | 1,083.24 | 9.54% | 8.47% | 8.18% | 7.33% | 6.54% |
| 30-Mar-19 | 720,652,192.72 | 1,083.06 | 8.91% | 8.47% | 8.19% | 7.32% | 6.53% |
| 29-Mar-19 | 720,518,802.69 | 1,082.86 | 8.94% | 8.51% | 8.20% | 7.33% | 6.53% |
| 28-Mar-19 | 721,254,255.37 | 1,082.65 | 8.71% | 8.52% | 8.20% | 7.33% | 6.56% |
| 27-Mar-19 | 717,285,647.14 | 1,082.35 | 10.37% | 8.47% | 8.17% | 7.31% | 6.55% |
| 26-Mar-19 | 717,545,501.73 | 1,080.58 | 8.64% | 7.61% | 7.60% | 6.99% | 6.38% |
| 25-Mar-19 | 716,131,313.16 | 1,080.40 | 8.68% | 7.63% | 7.59% | 6.99% | 6.38% |
| 24-Mar-19 | 716,357,224.32 | 1,080.67 | 9.23% | 8.00% | 7.77% | 7.07% | 6.42% |
| 23-Mar-19 | 716,224,419.52 | 1,080.47 | 9.31% | 8.00% | 7.77% | 7.06% | 6.42% |
| 22-Mar-19 | 716,091,610.08 | 1,080.27 | 9.39% | 8.01% | 7.76% | 7.06% | 6.41% |
| 21-Mar-19 | 715,503,926.04 | 1,079.95 | 9.35% | 7.95% | 7.72% | 7.03% | 6.41% |
| 20-Mar-19 | 714,546,998.42 | 1,080.37 | 10.11% | 8.31% | 7.97% | 7.15% | 6.46% |
| 19-Mar-19 | 713,400,868.57 | 1,078.57 | 8.54% | 7.42% | 7.35% | 6.85% | 6.32% |
| 18-Mar-19 | 713,408,883.89 | 1,078.20 | 8.36% | 7.33% | 7.33% | 6.76% | 6.31% |
| 17-Mar-19 | 713,603,988.49 | 1,077.54 | 7.85% | 7.11% | 7.13% | 6.66% | 6.26% |
| 16-Mar-19 | 713,469,213.32 | 1,077.33 | 7.87% | 7.08% | 7.08% | 6.64% | 6.26% |
| 15-Mar-19 | 713,334,433.43 | 1,077.13 | 7.99% | 7.10% | 7.08% | 6.64% | 6.26% |
| 14-Mar-19 | 713,250,254.85 | 1,077.26 | 8.47% | 7.32% | 7.21% | 6.70% | 6.26% |
| 13-Mar-19 | 713,770,751.76 | 1,076.98 | 8.42% | 7.28% | 7.18% | 6.69% | 6.26% |
| 12-Mar-19 | 713,573,098.57 | 1,076.72 | 8.28% | 7.25% | 7.13% | 6.67% | 6.23% |
| 11-Mar-19 | 712,949,383.41 | 1,076.46 | 8.20% | 7.18% | 7.08% | 6.50% | 6.22% |
| 10-Mar-19 | 711,860,938.64 | 1,076.26 | 8.19% | 7.34% | 7.06% | 6.44% | 6.22% |
| 9-Mar-19 | 711,728,159.78 | 1,076.05 | 8.19% | 7.30% | 7.03% | 6.53% | 6.21% |
| 8-Mar-19 | 711,589,709.67 | 1,075.85 | 8.34% | 7.26% | 7.01% | 6.57% | 6.21% |

| Fecha | Patrimonio neto del Fondo | Valor Cuota | Rentabilidad | | | | |
|-----------|---------------------------|-------------|--------------|---------|---------|----------|----------|
| | | | 30 días | 60 días | 90 días | 180 días | 365 días |
| 7-Mar-19 | 711,451,088.12 | 1,075.60 | 8.20% | 7.21% | 6.99% | 6.56% | 6.20% |
| 6-Mar-19 | 714,700,962.99 | 1,075.27 | 6.80% | 7.15% | 6.95% | 6.54% | 6.17% |
| 5-Mar-19 | 714,455,661.27 | 1,075.01 | 6.76% | 7.12% | 6.90% | 6.51% | 6.18% |
| 4-Mar-19 | 715,036,296.01 | 1,076.30 | 8.48% | 7.95% | 7.45% | 6.84% | 6.31% |
| 3-Mar-19 | 701,465,301.26 | 1,075.23 | 7.51% | 7.47% | 7.11% | 6.56% | 6.23% |
| 2-Mar-19 | 701,328,996.82 | 1,075.02 | 7.58% | 7.47% | 7.08% | 6.54% | 6.22% |
| 1-Mar-19 | 701,192,687.57 | 1,074.82 | 7.59% | 7.47% | 7.06% | 6.47% | 6.23% |
| 28-Feb-19 | 700,361,718.54 | 1,075.18 | 8.21% | 7.80% | 7.28% | 6.58% | 6.28% |
| 27-Feb-19 | 701,503,363.31 | 1,074.96 | 8.26% | 7.80% | 7.28% | 6.58% | 6.31% |
| 26-Feb-19 | 701,503,363.31 | 1,074.96 | 8.51% | 7.91% | 7.36% | 6.67% | 6.33% |
| 25-Feb-19 | 702,200,078.99 | 1,073.20 | 6.75% | 7.08% | 6.81% | 6.29% | 6.17% |
| 24-Feb-19 | 702,441,340.51 | 1,072.96 | 6.72% | 7.04% | 6.78% | 6.26% | 6.16% |
| 23-Feb-19 | 702,300,376.46 | 1,072.74 | 6.73% | 7.03% | 6.79% | 6.24% | 6.16% |
| 22-Feb-19 | 702,159,407.63 | 1,072.53 | 6.93% | 7.02% | 6.81% | 6.20% | 6.16% |
| 21-Feb-19 | 701,639,243.11 | 1,072.26 | 6.86% | 6.97% | 6.79% | 6.18% | 6.16% |
| 20-Feb-19 | 700,861,834.99 | 1,071.99 | 6.79% | 6.94% | 6.77% | 6.16% | 6.14% |
| 19-Feb-19 | 700,930,114.52 | 1,071.71 | 6.71% | 6.90% | 6.79% | 6.23% | 6.13% |
| 18-Feb-19 | 700,973,912.66 | 1,071.47 | 6.68% | 6.87% | 6.75% | 6.17% | 6.08% |
| 17-Feb-19 | 699,752,922.04 | 1,071.05 | 6.44% | 6.81% | 6.64% | 6.02% | 6.06% |
| 16-Feb-19 | 699,615,886.52 | 1,070.84 | 6.44% | 6.76% | 6.70% | 6.00% | 6.05% |
| 15-Feb-19 | 699,478,847.44 | 1,070.63 | 6.50% | 6.69% | 6.68% | 6.01% | 6.10% |
| 14-Feb-19 | 709,934,433.28 | 1,070.41 | 6.42% | 6.68% | 6.68% | 6.00% | 6.08% |
| 13-Feb-19 | 718,949,058.18 | 1,070.11 | 6.34% | 6.63% | 6.64% | 5.98% | 6.04% |
| 12-Feb-19 | 721,265,312.24 | 1,069.81 | 6.32% | 6.58% | 6.63% | 5.95% | 6.02% |
| 11-Feb-19 | 720,479,232.29 | 1,069.58 | 6.28% | 6.52% | 6.57% | 5.94% | 6.01% |
| 10-Feb-19 | 723,178,638.56 | 1,069.44 | 6.35% | 6.51% | 6.56% | 5.96% | 6.02% |
| 9-Feb-19 | 723,054,111.01 | 1,069.25 | 6.29% | 6.50% | 6.55% | 5.99% | 6.01% |
| 8-Feb-19 | 722,919,856.07 | 1,069.06 | 6.62% | 6.46% | 6.56% | 5.88% | 6.02% |
| 7-Feb-19 | 719,837,634.93 | 1,068.86 | 6.55% | 6.42% | 6.57% | 5.88% | 6.03% |
| 6-Feb-19 | 719,934,393.95 | 1,068.52 | 6.32% | 6.35% | 6.52% | 5.85% | 6.02% |
| 5-Feb-19 | 718,793,152.26 | 1,068.40 | 6.35% | 6.40% | 6.54% | 5.94% | 6.03% |
| 4-Feb-19 | 719,387,243.44 | 1,069.30 | 7.62% | 6.98% | 6.92% | 6.20% | 6.10% |
| 3-Feb-19 | 725,806,211.48 | 1,069.07 | 7.60% | 6.93% | 6.90% | 6.23% | 6.09% |
| 2-Feb-19 | 725,661,416.56 | 1,068.85 | 7.59% | 6.91% | 6.89% | 6.23% | 6.09% |
| 1-Feb-19 | 725,516,616.66 | 1,068.64 | 7.57% | 6.87% | 6.88% | 6.02% | 6.11% |
| 31-Jan-19 | 724,507,181.65 | 1,068.37 | 7.50% | 6.80% | 6.86% | 6.00% | 6.10% |
| 30-Jan-19 | 728,832,123.49 | 1,068.15 | 7.49% | 6.80% | 6.85% | 6.00% | 6.10% |
| 29-Jan-19 | 728,849,584.71 | 1,067.97 | 7.54% | 6.81% | 6.79% | 6.08% | 6.08% |
| 28-Jan-19 | 728,838,865.12 | 1,067.71 | 7.48% | 6.78% | 6.70% | 6.07% | 6.07% |
| 27-Jan-19 | 728,972,409.60 | 1,067.49 | 7.47% | 6.85% | 6.67% | 5.99% | 6.07% |
| 26-Jan-19 | 728,827,646.24 | 1,067.28 | 7.53% | 6.82% | 6.65% | 6.12% | 6.07% |
| 25-Jan-19 | 728,682,878.05 | 1,067.07 | 7.49% | 6.84% | 6.74% | 6.06% | 6.06% |
| 24-Jan-19 | 729,847,884.03 | 1,066.84 | 7.45% | 6.86% | 6.73% | 6.05% | 6.04% |
| 23-Jan-19 | 729,660,840.15 | 1,066.46 | 7.24% | 6.76% | 6.66% | 6.00% | 6.13% |
| 22-Jan-19 | 729,179,065.62 | 1,066.25 | 7.21% | 6.77% | 6.59% | 5.98% | 6.15% |
| 21-Jan-19 | 732,096,330.48 | 1,066.04 | 7.21% | 6.83% | 6.37% | 5.98% | 6.10% |
| 20-Jan-19 | 731,953,842.09 | 1,065.83 | 7.21% | 6.79% | 6.38% | 5.91% | 6.10% |
| 19-Jan-19 | 731,808,501.52 | 1,065.62 | 7.18% | 6.75% | 6.37% | 5.90% | 6.10% |
| 18-Jan-19 | 731,663,156.15 | 1,065.41 | 7.29% | 6.84% | 6.36% | 5.91% | 6.17% |
| 17-Jan-19 | 730,348,834.14 | 1,065.20 | 7.21% | 6.81% | 6.36% | 5.90% | 6.17% |
| 16-Jan-19 | 727,985,604.97 | 1,064.93 | 6.99% | 6.77% | 6.34% | 5.88% | 6.16% |

| Fecha | Patrimonio neto del Fondo | Valor Cuota | Rentabilidad | | | | |
|-----------|---------------------------|-------------|--------------|---------|---------|----------|-----------|
| | | | 30 días | 60 días | 90 días | 180 días | 365 días |
| 15-Jan-19 | 728,439,392.13 | 1,064.79 | 7.05% | 6.81% | 6.34% | 5.89% | 6.17% |
| 14-Jan-19 | 726,229,481.04 | 1,064.56 | 7.03% | 6.83% | 6.28% | 5.88% | 6.17% |
| 13-Jan-19 | 718,528,109.88 | 1,064.29 | 6.95% | 6.73% | 6.27% | 5.89% | 6.16% |
| 12-Jan-19 | 718,391,557.58 | 1,064.08 | 6.86% | 6.67% | 6.29% | 5.92% | 6.16% |
| 11-Jan-19 | 718,255,000.64 | 1,063.88 | 6.78% | 6.65% | 6.27% | 5.85% | 6.17% |
| 10-Jan-19 | 723,932,025.51 | 1,063.75 | 6.81% | 6.70% | 6.29% | 5.86% | 6.18% |
| 9-Jan-19 | 725,028,144.14 | 1,063.27 | 6.40% | 6.55% | 6.18% | 5.79% | 6.15% |
| 8-Jan-19 | 723,273,235.68 | 1,063.14 | 6.40% | 6.59% | 6.20% | 5.80% | 6.15% |
| 7-Jan-19 | 723,298,751.88 | 1,063.00 | 6.48% | 6.61% | 6.23% | 5.81% | 6.16% |
| 6-Jan-19 | 723,340,300.97 | 1,062.85 | 6.55% | 6.57% | 6.24% | 5.68% | 6.17% |
| 5-Jan-19 | 723,196,838.14 | 1,062.64 | 6.46% | 6.56% | 6.25% | 5.63% | 6.17% |
| 4-Jan-19 | 723,053,370.44 | 1,062.43 | 6.38% | 6.54% | 6.27% | 5.59% | 6.18% |
| 3-Jan-19 | 722,967,281.41 | 1,062.23 | 6.35% | 6.54% | 6.27% | 5.58% | 6.21% |
| 2-Jan-19 | 722,401,393.09 | 1,062.03 | 6.29% | 6.55% | 6.28% | 5.57% | 6.20% |
| 1-Jan-19 | 720,920,576.64 | 1,061.83 | 6.22% | 6.55% | 6.25% | 5.54% | 0.00% |
| 31-Dec-18 | 720,777,959.01 | 1,061.62 | 6.22% | 6.44% | 6.23% | 5.53% | 0.00% |
| 30-Dec-18 | 720,661,444.40 | 1,061.39 | 6.20% | 6.33% | 6.19% | 5.53% | 36300.00% |
| 29-Dec-18 | 720,520,133.62 | 1,061.19 | 6.19% | 6.29% | 6.14% | 5.60% | 36200.00% |
| 28-Dec-18 | 720,378,818.05 | 1,060.98 | 6.34% | 6.26% | 6.17% | 5.38% | 36100.00% |
| 27-Dec-18 | 727,413,646.90 | 1,060.71 | 6.23% | 6.36% | 6.14% | 5.36% | 36000.00% |
| 26-Dec-18 | 725,939,432.36 | 1,060.54 | 6.30% | 6.38% | 6.15% | 5.36% | 35900.00% |
| 25-Dec-18 | 727,401,033.98 | 1,060.35 | 6.39% | 6.38% | 6.12% | 5.47% | 35800.00% |
| 24-Dec-18 | 727,263,375.89 | 1,060.15 | 6.40% | 6.28% | 6.11% | 5.52% | 35700.00% |
| 23-Dec-18 | 727,744,719.44 | 1,059.97 | 6.44% | 5.98% | 6.11% | 5.49% | 35600.00% |
| 22-Dec-18 | 727,601,307.02 | 1,059.76 | 6.57% | 6.00% | 6.08% | 5.53% | 35500.00% |
| 21-Dec-18 | 727,457,889.74 | 1,059.55 | 6.48% | 5.98% | 6.07% | 5.54% | 35400.00% |
| 20-Dec-18 | 727,701,636.80 | 1,059.37 | 6.44% | 5.98% | 6.07% | 5.53% | 35300.00% |
| 19-Dec-18 | 743,181,296.12 | 1,059.06 | 6.50% | 5.92% | 6.02% | 5.51% | 35200.00% |
| 18-Dec-18 | 744,621,730.67 | 1,058.93 | 6.52% | 5.96% | 6.07% | 5.56% | 35100.00% |
| 17-Dec-18 | 745,011,332.86 | 1,058.85 | 6.67% | 6.01% | 6.00% | 5.57% | 35000.00% |
| 16-Dec-18 | 744,207,499.02 | 1,058.65 | 6.68% | 5.93% | 5.97% | 5.58% | 34900.00% |
| 15-Dec-18 | 744,061,726.56 | 1,058.45 | 6.74% | 5.95% | 5.94% | 5.60% | 34800.00% |
| 14-Dec-18 | 743,915,949.15 | 1,058.24 | 6.61% | 5.98% | 5.94% | 5.59% | 34700.00% |
| 13-Dec-18 | 742,736,393.88 | 1,058.12 | 6.59% | 5.99% | 5.96% | 5.60% | 34600.00% |
| 12-Dec-18 | 743,456,661.71 | 1,057.99 | 6.63% | 6.03% | 5.99% | 5.61% | 34500.00% |
| 11-Dec-18 | 759,082,752.83 | 1,057.83 | 6.71% | 6.05% | 5.99% | 5.62% | 34400.00% |
| 10-Dec-18 | 758,949,862.84 | 1,057.71 | 6.80% | 6.08% | 5.71% | 5.62% | 34300.00% |
| 9-Dec-18 | 758,224,191.28 | 1,057.58 | 6.89% | 6.14% | 5.62% | 5.65% | 34200.00% |
| 8-Dec-18 | 758,075,577.10 | 1,057.37 | 6.85% | 6.12% | 5.79% | 5.65% | 34100.00% |
| 7-Dec-18 | 757,926,957.87 | 1,057.16 | 6.71% | 6.12% | 5.88% | 5.61% | 34000.00% |
| 6-Dec-18 | 762,244,099.12 | 1,057.03 | 6.77% | 6.21% | 5.90% | 5.62% | 33900.00% |
| 5-Dec-18 | 761,284,215.52 | 1,056.89 | 6.81% | 6.24% | 5.92% | 5.63% | 33800.00% |
| 4-Dec-18 | 780,179,734.78 | 1,056.71 | 6.84% | 6.26% | 5.90% | 5.65% | 33700.00% |
| 3-Dec-18 | 767,160,001.88 | 1,056.57 | 6.92% | 6.26% | 5.99% | 5.71% | 33600.00% |
| 2-Dec-18 | 767,909,394.82 | 1,056.43 | 6.99% | 6.27% | 5.79% | 5.74% | 33500.00% |
| 1-Dec-18 | 767,757,614.83 | 1,056.22 | 6.76% | 6.21% | 5.75% | 5.72% | 33400.00% |
| 30-Nov-18 | 767,605,829.70 | 1,056.01 | 6.55% | 6.14% | 5.62% | 5.71% | 33300.00% |
| 29-Nov-18 | 768,196,080.60 | 1,055.81 | 6.49% | 6.19% | 5.62% | 5.71% | 33200.00% |
| 28-Nov-18 | 767,813,805.25 | 1,055.47 | 6.27% | 6.11% | 5.56% | 5.67% | 33100.00% |
| 27-Nov-18 | 767,613,320.02 | 1,055.31 | 6.59% | 6.12% | 5.69% | 5.67% | 33000.00% |
| 26-Nov-18 | 766,961,697.48 | 1,055.08 | 6.55% | 6.05% | 5.52% | 5.65% | 32900.00% |

| Fecha | Patrimonio neto del Fondo | Valor Cuota | Rentabilidad | | | | |
|-----------|---------------------------|-------------|--------------|---------|---------|----------|-----------|
| | | | 30 días | 60 días | 90 días | 180 días | 365 días |
| 25-Nov-18 | 767,060,688.17 | 1,054.81 | 6.47% | 5.99% | 5.45% | 5.63% | 32800.00% |
| 24-Nov-18 | 766,909,163.92 | 1,054.60 | 6.25% | 5.98% | 5.40% | 5.61% | 32700.00% |
| 23-Nov-18 | 766,757,634.12 | 1,054.39 | 5.61% | 5.93% | 5.32% | 5.55% | 32600.00% |
| 22-Nov-18 | 777,133,043.50 | 1,054.07 | 5.51% | 5.85% | 5.27% | 5.52% | 32500.00% |
| 21-Nov-18 | 779,171,916.33 | 1,053.94 | 5.57% | 5.88% | 5.29% | 5.53% | 32400.00% |
| 20-Nov-18 | 783,461,488.40 | 1,053.79 | 5.60% | 5.90% | 5.47% | 5.57% | 32300.00% |
| 19-Nov-18 | 782,577,764.31 | 1,053.44 | 5.43% | 5.84% | 5.31% | 5.53% | 32200.00% |
| 18-Nov-18 | 787,195,393.08 | 1,053.28 | 5.48% | 5.70% | 5.11% | 5.53% | 32100.00% |
| 17-Nov-18 | 787,042,607.69 | 1,053.08 | 5.44% | 5.65% | 5.08% | 5.52% | 32000.00% |
| 16-Nov-18 | 786,889,817.11 | 1,052.87 | 5.27% | 5.61% | 5.09% | 5.51% | 31900.00% |
| 15-Nov-18 | 790,339,822.21 | 1,052.62 | 5.25% | 5.57% | 5.06% | 5.49% | 31800.00% |
| 14-Nov-18 | 792,331,606.33 | 1,052.52 | 5.45% | 5.62% | 5.09% | 5.51% | 31700.00% |
| 13-Nov-18 | 824,004,007.68 | 1,052.42 | 5.48% | 5.67% | 5.12% | 5.50% | 31600.00% |
| 12-Nov-18 | 826,417,376.73 | 1,052.26 | 5.52% | 5.68% | 5.13% | 5.51% | 31500.00% |
| 11-Nov-18 | 826,347,215.10 | 1,052.03 | 5.48% | 5.20% | 5.12% | 5.51% | 31400.00% |
| 10-Nov-18 | 826,188,862.21 | 1,051.83 | 5.45% | 5.04% | 5.18% | 5.56% | 31300.00% |
| 9-Nov-18 | 826,030,503.94 | 1,051.63 | 5.48% | 5.28% | 4.96% | 5.54% | 31200.00% |
| 8-Nov-18 | 825,772,363.08 | 1,051.45 | 5.48% | 5.43% | 4.96% | 5.54% | 31100.00% |
| 7-Nov-18 | 831,514,531.63 | 1,051.36 | 5.63% | 5.49% | 5.00% | 5.56% | 31000.00% |
| 6-Nov-18 | 828,860,092.82 | 1,051.18 | 5.74% | 5.49% | 5.15% | 5.54% | 30900.00% |
| 5-Nov-18 | 844,362,832.57 | 1,051.00 | 5.77% | 5.46% | 5.25% | 5.51% | 30800.00% |
| 4-Nov-18 | 844,200,316.82 | 1,050.80 | 5.77% | 5.56% | 5.32% | 5.51% | 30700.00% |
| 3-Nov-18 | 844,037,795.56 | 1,050.60 | 5.70% | 5.24% | 5.32% | 5.54% | 30600.00% |
| 2-Nov-18 | 843,875,268.78 | 1,050.40 | 5.64% | 5.18% | 4.92% | 5.52% | 30500.00% |
| 1-Nov-18 | 842,673,765.02 | 1,050.38 | 5.76% | 5.11% | 4.98% | 5.55% | 30400.00% |
| 31-Oct-18 | 855,752,055.51 | 1,050.36 | 5.83% | 5.20% | 5.04% | 5.58% | 30300.00% |
| 30-Oct-18 | 855,644,735.94 | 1,050.21 | 5.99% | 5.22% | 5.22% | 5.59% | 30200.00% |
| 29-Oct-18 | 855,036,768.14 | 1,050.07 | 6.04% | 5.42% | 5.23% | 5.61% | 30100.00% |
| 28-Oct-18 | 855,566,693.01 | 1,049.63 | 5.74% | 5.05% | 5.00% | 5.54% | 30000.00% |
| 27-Oct-18 | 855,404,038.19 | 1,049.43 | 5.64% | 4.99% | 5.24% | 5.56% | 29900.00% |
| 26-Oct-18 | 855,241,377.85 | 1,049.23 | 5.60% | 4.92% | 5.14% | 5.56% | 29800.00% |
| 25-Oct-18 | 845,148,419.90 | 1,049.21 | 5.79% | 4.91% | 5.19% | 5.58% | 29700.00% |
| 24-Oct-18 | 845,911,562.12 | 1,049.55 | 6.33% | 5.21% | 5.38% | 5.68% | 29600.00% |
| 23-Oct-18 | 845,940,257.88 | 1,049.32 | 6.27% | 5.18% | 5.34% | 5.68% | 29500.00% |
| 22-Oct-18 | 851,560,002.83 | 1,049.13 | 6.27% | 5.43% | 5.34% | 5.67% | 29400.00% |
| 21-Oct-18 | 863,856,225.07 | 1,048.96 | 6.29% | 5.30% | 5.22% | 5.70% | 29300.00% |
| 20-Oct-18 | 863,689,335.17 | 1,048.76 | 6.34% | 4.97% | 5.19% | 5.69% | 29200.00% |
| 19-Oct-18 | 863,522,439.60 | 1,048.55 | 6.00% | 4.93% | 5.23% | 5.69% | 29100.00% |
| 18-Oct-18 | 862,626,039.38 | 1,048.39 | 5.94% | 4.97% | 5.22% | 5.69% | 29000.00% |
| 17-Oct-18 | 865,741,398.63 | 1,048.33 | 6.02% | 5.04% | 5.26% | 5.71% | 28900.00% |
| 16-Oct-18 | 879,525,122.61 | 1,048.09 | 5.97% | 5.01% | 5.23% | 5.68% | 28800.00% |
| 15-Oct-18 | 882,313,110.43 | 1,047.83 | 5.88% | 4.95% | 5.21% | 5.65% | 28700.00% |
| 14-Oct-18 | 885,096,232.60 | 1,047.70 | 5.95% | 4.98% | 5.27% | 5.63% | 28600.00% |
| 13-Oct-18 | 884,932,919.26 | 1,047.50 | 5.91% | 4.98% | 5.34% | 5.66% | 28500.00% |
| 12-Oct-18 | 884,769,600.39 | 1,047.31 | 4.99% | 5.08% | 5.20% | 5.66% | 28400.00% |
| 11-Oct-18 | 880,091,939.38 | 1,047.14 | 4.69% | 4.78% | 5.20% | 5.65% | 28300.00% |
| 10-Oct-18 | 889,069,152.17 | 1,046.91 | 5.15% | 4.75% | 5.17% | 5.64% | 28200.00% |
| 9-Oct-18 | 890,625,666.74 | 1,046.74 | 5.45% | 4.75% | 5.16% | 5.64% | 28100.00% |
| 8-Oct-18 | 890,651,543.66 | 1,046.52 | 5.42% | 4.96% | 5.15% | 5.65% | 28000.00% |
| 7-Oct-18 | 901,459,184.81 | 1,046.24 | 5.31% | 5.04% | 4.84% | 5.63% | 27900.00% |
| 6-Oct-18 | 901,287,847.62 | 1,046.04 | 5.23% | 5.15% | 4.74% | 5.64% | 27800.00% |

| Fecha | Patrimonio neto del Fondo | Valor Cuota | Rentabilidad | | | | |
|-----------|---------------------------|-------------|--------------|---------|---------|----------|-----------|
| | | | 30 días | 60 días | 90 días | 180 días | 365 días |
| 5-Oct-18 | 901,116,504.61 | 1,045.85 | 5.44% | 5.15% | 4.67% | 5.63% | 27700.00% |
| 4-Oct-18 | 901,356,060.45 | 1,045.70 | 4.85% | 4.59% | 4.68% | 5.63% | 27600.00% |
| 3-Oct-18 | 903,244,028.93 | 1,045.55 | 4.77% | 4.60% | 4.68% | 5.63% | 27500.00% |
| 2-Oct-18 | 905,541,122.00 | 1,045.43 | 4.51% | 4.63% | 4.64% | 5.65% | 27400.00% |
| 1-Oct-18 | 905,496,141.56 | 1,045.35 | 4.63% | 4.93% | 4.67% | 5.67% | 27300.00% |
| 30-Sep-18 | 908,737,457.79 | 1,045.07 | 4.52% | 4.87% | 4.65% | 5.65% | 27200.00% |
| 29-Sep-18 | 908,575,699.20 | 1,044.88 | 4.87% | 4.68% | 4.79% | 5.55% | 27100.00% |
| 28-Sep-18 | 908,413,935.12 | 1,044.69 | 4.43% | 5.05% | 4.38% | 5.54% | 27000.00% |
| 27-Sep-18 | 908,376,838.50 | 1,044.59 | 4.40% | 4.94% | 4.40% | 5.55% | 26900.00% |
| 26-Sep-18 | 914,876,436.39 | 1,044.42 | 4.30% | 4.93% | 4.40% | 5.54% | 26800.00% |
| 25-Sep-18 | 911,956,813.67 | 1,044.24 | 4.10% | 4.92% | 4.61% | 5.54% | 26700.00% |
| 24-Sep-18 | 911,974,966.89 | 1,044.12 | 4.17% | 4.91% | 4.74% | 5.61% | 26600.00% |
| 23-Sep-18 | 911,817,164.80 | 1,043.94 | 4.16% | 4.91% | 4.67% | 5.61% | 26500.00% |
| 22-Sep-18 | 911,656,169.85 | 1,043.75 | 4.67% | 4.73% | 4.76% | 5.59% | 26400.00% |
| 21-Sep-18 | 911,495,169.44 | 1,043.57 | 4.39% | 4.70% | 4.79% | 5.58% | 26300.00% |
| 20-Sep-18 | 914,922,002.82 | 1,043.32 | 3.67% | 4.73% | 4.76% | 5.57% | 26200.00% |
| 19-Sep-18 | 940,707,752.15 | 1,043.41 | 3.92% | 4.86% | 4.86% | 5.62% | 26100.00% |
| 18-Sep-18 | 940,549,537.61 | 1,043.29 | 4.06% | 4.89% | 4.97% | 5.62% | 26000.00% |
| 17-Sep-18 | 948,902,817.70 | 1,043.17 | 4.12% | 4.92% | 4.97% | 5.65% | 25900.00% |
| 16-Sep-18 | 946,359,360.19 | 1,042.97 | 4.10% | 4.92% | 4.99% | 5.62% | 25800.00% |
| 15-Sep-18 | 946,190,787.34 | 1,042.79 | 4.09% | 4.98% | 5.03% | 5.66% | 25700.00% |
| 14-Sep-18 | 946,021,208.77 | 1,042.60 | 4.08% | 5.08% | 5.03% | 5.68% | 25600.00% |
| 13-Sep-18 | 947,803,414.77 | 1,042.44 | 4.12% | 4.90% | 5.03% | 5.68% | 25500.00% |
| 12-Sep-18 | 974,414,888.17 | 1,043.03 | 5.24% | 5.33% | 5.32% | 5.83% | 25400.00% |
| 11-Sep-18 | 974,752,925.14 | 1,043.12 | 4.93% | 5.47% | 5.44% | 5.89% | 25300.00% |
| 10-Sep-18 | 975,648,624.06 | 1,042.49 | 4.40% | 5.19% | 5.25% | 5.74% | 25200.00% |
| 9-Sep-18 | 975,222,890.54 | 1,042.07 | 4.10% | 5.07% | 5.18% | 5.70% | 25100.00% |
| 8-Sep-18 | 975,049,044.88 | 1,041.88 | 4.55% | 4.65% | 5.20% | 5.66% | 25000.00% |
| 7-Sep-18 | 974,875,193.32 | 1,041.69 | 4.84% | 4.52% | 5.13% | 5.66% | 24900.00% |
| 6-Sep-18 | 974,918,275.22 | 1,041.57 | 5.13% | 4.46% | 5.14% | 5.66% | 24800.00% |
| 5-Sep-18 | 975,849,367.44 | 1,041.19 | 4.93% | 4.33% | 5.06% | 5.62% | 24700.00% |
| 4-Sep-18 | 982,116,942.90 | 1,041.55 | 4.38% | 4.63% | 5.32% | 5.72% | 24600.00% |
| 3-Sep-18 | 982,602,771.74 | 1,041.46 | 4.47% | 4.60% | 5.45% | 5.73% | 24500.00% |
| 2-Sep-18 | 989,740,195.07 | 1,041.57 | 4.80% | 4.75% | 5.60% | 5.76% | 24400.00% |
| 1-Sep-18 | 989,566,948.19 | 1,041.39 | 5.30% | 4.77% | 5.58% | 5.79% | 24300.00% |
| 31-Aug-18 | 989,390,488.22 | 1,041.20 | 5.28% | 4.98% | 5.58% | 5.77% | 24200.00% |
| 30-Aug-18 | 985,710,962.52 | 1,040.72 | 4.55% | 4.19% | 5.45% | 5.71% | 24100.00% |
| 29-Aug-18 | 984,131,033.41 | 1,040.91 | 5.73% | 4.40% | 5.59% | 5.78% | 24000.00% |
| 28-Aug-18 | 993,123,464.21 | 1,040.83 | 5.55% | 4.45% | 5.61% | 5.82% | 23900.00% |
| 27-Aug-18 | 1,001,718,062.41 | 1,040.74 | 5.62% | 4.82% | 5.64% | 5.83% | 23800.00% |
| 26-Aug-18 | 1,093,988,396.21 | 1,040.73 | 5.79% | 5.07% | 5.69% | 5.94% | 23700.00% |
| 25-Aug-18 | 1,093,800,496.18 | 1,040.55 | 5.71% | 4.97% | 5.68% | 5.94% | 23600.00% |
| 24-Aug-18 | 1,093,612,589.78 | 1,040.37 | 5.72% | 5.10% | 5.57% | 5.93% | 23500.00% |
| 23-Aug-18 | 1,070,544,931.28 | 1,039.76 | 4.85% | 4.90% | 5.39% | 5.84% | 23400.00% |
| 22-Aug-18 | 1,070,303,934.19 | 1,039.82 | 5.06% | 5.03% | 5.48% | 5.88% | 23300.00% |
| 21-Aug-18 | 1,083,254,125.12 | 1,040.18 | 5.84% | 5.34% | 5.76% | 5.99% | 23200.00% |
| 20-Aug-18 | 1,107,891,319.86 | 1,040.05 | 5.86% | 5.50% | 5.77% | 6.02% | 23100.00% |
| 19-Aug-18 | 1,116,775,614.65 | 1,039.83 | 5.77% | 5.44% | 5.74% | 6.00% | 23000.00% |
| 18-Aug-18 | 1,116,584,613.51 | 1,039.65 | 5.77% | 5.47% | 5.72% | 5.99% | 22900.00% |
| 17-Aug-18 | 1,116,393,603.13 | 1,039.47 | 5.80% | 5.54% | 5.72% | 5.91% | 22800.00% |
| 16-Aug-18 | 1,120,802,810.57 | 1,039.30 | 5.94% | 5.54% | 5.71% | 5.91% | 22700.00% |

| Fecha | Patrimonio neto del Fondo | Valor Cuota | Rentabilidad | | | | |
|-----------|---------------------------|-------------|--------------|---------|---------|----------|-----------|
| | | | 30 días | 60 días | 90 días | 180 días | 365 días |
| 15-Aug-18 | 1,120,611,087.86 | 1,039.12 | 6.14% | 5.53% | 5.71% | 5.90% | 22600.00% |
| 14-Aug-18 | 1,120,652,331.13 | 1,038.92 | 5.74% | 5.51% | 5.66% | 6.00% | 22500.00% |
| 13-Aug-18 | 1,119,449,928.60 | 1,038.56 | 5.49% | 5.42% | 5.59% | 5.93% | 22400.00% |
| 12-Aug-18 | 1,118,606,053.75 | 1,038.91 | 6.09% | 5.71% | 5.84% | 5.98% | 22300.00% |
| 11-Aug-18 | 1,118,419,579.68 | 1,038.74 | 6.06% | 5.75% | 5.94% | 5.96% | 22200.00% |
| 10-Aug-18 | 1,118,233,099.27 | 1,038.57 | 6.10% | 5.78% | 5.91% | 5.96% | 22100.00% |
| 9-Aug-18 | 1,105,923,394.32 | 1,037.99 | 4.80% | 5.45% | 5.75% | 5.88% | 22000.00% |
| 8-Aug-18 | 1,119,739,120.27 | 1,037.57 | 4.25% | 5.30% | 5.64% | 5.82% | 21900.00% |
| 7-Aug-18 | 1,119,658,770.31 | 1,037.19 | 3.84% | 5.18% | 5.53% | 5.80% | 21800.00% |
| 6-Aug-18 | 1,126,444,723.53 | 1,036.99 | 3.78% | 5.23% | 5.47% | 5.82% | 21700.00% |
| 5-Aug-18 | 1,128,881,276.76 | 1,037.82 | 4.93% | 5.95% | 5.88% | 6.03% | 21600.00% |
| 4-Aug-18 | 1,128,696,323.10 | 1,037.65 | 4.77% | 6.02% | 5.95% | 6.04% | 21500.00% |
| 3-Aug-18 | 1,128,508,696.50 | 1,037.47 | 4.75% | 6.00% | 5.92% | 5.96% | 21400.00% |
| 2-Aug-18 | 1,127,416,791.08 | 1,036.87 | 4.30% | 5.75% | 5.74% | 5.87% | 21300.00% |
| 1-Aug-18 | 1,131,963,479.60 | 1,036.70 | 4.74% | 5.75% | 5.73% | 5.87% | 21200.00% |
| 31-Jul-18 | 1,131,026,319.47 | 1,036.84 | 3.88% | 5.92% | 5.88% | 5.99% | 21100.00% |
| 30-Jul-18 | 1,129,947,908.53 | 1,036.03 | 3.13% | 5.52% | 5.64% | 5.86% | 21000.00% |
| 29-Jul-18 | 1,133,054,623.20 | 1,036.10 | 3.41% | 5.66% | 5.72% | 5.91% | 20900.00% |
| 28-Jul-18 | 1,132,891,909.45 | 1,035.95 | 4.07% | 5.65% | 5.78% | 5.87% | 20800.00% |
| 27-Jul-18 | 1,132,722,440.17 | 1,035.80 | 4.41% | 5.64% | 5.78% | 5.88% | 20700.00% |
| 26-Jul-18 | 1,156,664,024.51 | 1,035.69 | 4.29% | 5.53% | 5.80% | 5.90% | 20600.00% |
| 25-Jul-18 | 1,175,461,035.97 | 1,035.51 | 4.55% | 5.52% | 5.79% | 5.90% | 20500.00% |
| 24-Jul-18 | 1,172,985,008.39 | 1,035.63 | 5.00% | 5.68% | 5.92% | 5.96% | 20400.00% |
| 23-Jul-18 | 1,212,213,701.53 | 1,035.51 | 5.05% | 5.80% | 5.93% | 5.93% | 20300.00% |
| 22-Jul-18 | 1,212,960,157.57 | 1,035.21 | 4.90% | 5.74% | 5.93% | 6.12% | 20200.00% |
| 21-Jul-18 | 1,212,788,447.63 | 1,035.07 | 5.20% | 5.74% | 5.93% | 6.18% | 20100.00% |
| 20-Jul-18 | 1,212,610,535.19 | 1,034.91 | 5.17% | 5.72% | 5.96% | 6.10% | 20000.00% |
| 19-Jul-18 | 1,207,734,760.50 | 1,034.74 | 5.24% | 5.72% | 5.96% | 6.10% | 19900.00% |
| 18-Jul-18 | 1,215,749,453.20 | 1,034.54 | 5.36% | 5.69% | 5.94% | 6.10% | 19800.00% |
| 17-Jul-18 | 1,216,471,035.85 | 1,034.25 | 5.21% | 5.61% | 5.84% | 6.20% | 19700.00% |
| 16-Jul-18 | 1,196,306,962.55 | 1,033.90 | 4.99% | 5.46% | 5.76% | 6.18% | 19600.00% |
| 15-Jul-18 | 1,196,909,887.67 | 1,034.04 | 5.35% | 5.66% | 5.83% | 6.26% | 19500.00% |
| 14-Jul-18 | 1,196,732,836.62 | 1,033.89 | 5.41% | 5.72% | 5.91% | 6.27% | 19400.00% |
| 13-Jul-18 | 1,196,555,779.56 | 1,033.74 | 5.40% | 5.87% | 5.91% | 6.27% | 19300.00% |
| 12-Jul-18 | 1,191,904,118.77 | 1,033.59 | 5.52% | 5.86% | 5.92% | 6.28% | 19200.00% |
| 11-Jul-18 | 1,192,954,962.24 | 1,033.39 | 5.54% | 5.83% | 5.90% | 6.28% | 19100.00% |
| 10-Jul-18 | 1,185,963,175.94 | 1,033.92 | 6.18% | 6.23% | 6.17% | 6.44% | 19000.00% |
| 9-Jul-18 | 1,184,614,330.17 | 1,033.95 | 6.42% | 6.30% | 6.29% | 6.49% | 18900.00% |
| 8-Jul-18 | 1,191,466,844.65 | 1,033.93 | 6.59% | 6.32% | 6.36% | 6.53% | 18800.00% |
| 7-Jul-18 | 1,191,290,969.72 | 1,033.78 | 6.76% | 6.35% | 6.40% | 6.53% | 18700.00% |
| 6-Jul-18 | 1,191,115,088.82 | 1,033.63 | 7.06% | 6.47% | 6.38% | 6.55% | 18600.00% |
| 5-Jul-18 | 1,192,815,601.93 | 1,033.59 | 7.37% | 6.50% | 6.43% | 6.58% | 18500.00% |
| 4-Jul-18 | 1,192,048,443.68 | 1,033.44 | 7.34% | 6.50% | 6.44% | 6.59% | 18400.00% |
| 3-Jul-18 | 1,203,714,364.46 | 1,033.22 | 7.28% | 6.46% | 6.44% | 6.60% | 18300.00% |
| 2-Jul-18 | 1,199,358,185.72 | 1,032.68 | 6.84% | 6.28% | 6.29% | 6.60% | 18200.00% |
| 1-Jul-18 | 1,199,636,658.28 | 1,033.54 | 8.05% | 6.90% | 6.70% | 6.80% | 18100.00% |
| 30-Jun-18 | 1,199,441,638.46 | 1,033.37 | 8.01% | 6.87% | 6.51% | 0.00% | 18000.00% |
| 29-Jun-18 | 1,199,247,436.71 | 1,033.21 | 8.00% | 6.95% | 6.49% | 0.00% | 17900.00% |
| 28-Jun-18 | 1,195,826,751.82 | 1,032.50 | 7.31% | 6.63% | 6.27% | 0.00% | 17800.00% |
| 27-Jun-18 | 1,192,822,338.45 | 1,032.06 | 6.95% | 6.46% | 6.15% | 0.00% | 17700.00% |
| 26-Jun-18 | 1,190,795,049.90 | 1,032.05 | 6.85% | 6.55% | 6.22% | 0.00% | 17600.00% |

| Fecha | Patrimonio neto del Fondo | Valor Cuota | Rentabilidad | | | | |
|-----------|---------------------------|-------------|--------------|---------|---------|----------|-----------|
| | | | 30 días | 60 días | 90 días | 180 días | 365 días |
| 25-Jun-18 | 1,173,806,804.56 | 1,031.65 | 6.56% | 6.44% | 6.25% | 0.00% | 17500.00% |
| 24-Jun-18 | 1,178,882,637.68 | 1,031.39 | 6.45% | 6.38% | 6.22% | 0.00% | 17400.00% |
| 23-Jun-18 | 1,178,691,039.72 | 1,031.22 | 6.64% | 6.45% | 6.18% | 0.00% | 17300.00% |
| 22-Jun-18 | 1,178,499,435.26 | 1,031.06 | 6.65% | 6.44% | 6.17% | 0.00% | 17200.00% |
| 21-Jun-18 | 1,185,135,602.91 | 1,030.66 | 6.35% | 6.34% | 6.07% | 0.00% | 17100.00% |
| 20-Jun-18 | 1,204,870,861.60 | 1,030.53 | 6.34% | 6.36% | 6.09% | 0.00% | 17000.00% |
| 19-Jun-18 | 1,201,866,930.28 | 1,030.31 | 6.28% | 6.32% | 6.05% | 0.00% | 16900.00% |
| 18-Jun-18 | 1,200,736,861.01 | 1,030.00 | 6.10% | 6.17% | 6.04% | 0.00% | 16800.00% |
| 17-Jun-18 | 1,205,844,962.12 | 1,029.84 | 6.10% | 6.15% | 5.99% | 0.00% | 16700.00% |
| 16-Jun-18 | 1,205,655,834.40 | 1,029.68 | 6.00% | 6.08% | 6.08% | 0.00% | 16600.00% |
| 15-Jun-18 | 1,205,466,700.26 | 1,029.51 | 6.04% | 6.19% | 6.13% | 0.00% | 16500.00% |
| 14-Jun-18 | 1,181,917,389.35 | 1,029.31 | 6.10% | 6.16% | 6.11% | 0.00% | 16400.00% |
| 13-Jun-18 | 1,180,604,117.74 | 1,029.17 | 6.43% | 6.17% | 6.11% | 0.00% | 16300.00% |
| 12-Jun-18 | 1,179,484,990.66 | 1,028.92 | 6.28% | 6.12% | 6.09% | 0.00% | 16200.00% |
| 11-Jun-18 | 1,155,650,039.07 | 1,028.70 | 6.21% | 6.09% | 5.97% | 0.00% | 16100.00% |
| 10-Jun-18 | 1,153,548,635.52 | 1,028.69 | 6.38% | 6.23% | 6.05% | 0.00% | 16000.00% |
| 9-Jun-18 | 1,153,364,085.23 | 1,028.53 | 6.29% | 6.24% | 5.97% | 0.00% | 15900.00% |
| 8-Jun-18 | 1,153,179,528.69 | 1,028.36 | 6.15% | 6.29% | 5.98% | 0.00% | 15800.00% |
| 7-Jun-18 | 1,149,910,451.25 | 1,028.07 | 6.04% | 6.18% | 5.92% | 0.00% | 15700.00% |
| 6-Jun-18 | 1,168,994,242.93 | 1,027.66 | 5.98% | 6.04% | 5.82% | 0.00% | 15600.00% |
| 5-Jun-18 | 1,165,977,832.15 | 1,027.37 | 5.73% | 5.96% | 5.77% | 0.00% | 15500.00% |
| 4-Jun-18 | 1,162,679,746.20 | 1,027.25 | 5.77% | 6.03% | 5.77% | 0.00% | 15400.00% |
| 3-Jun-18 | 1,184,653,942.37 | 1,027.07 | 5.74% | 6.02% | 5.71% | 0.00% | 15300.00% |
| 2-Jun-18 | 1,184,468,390.78 | 1,026.91 | 5.82% | 6.03% | 5.78% | 0.00% | 15200.00% |
| 1-Jun-18 | 1,184,282,832.89 | 1,026.75 | 5.88% | 5.74% | 5.76% | 0.00% | 15100.00% |
| 31-May-18 | 1,197,501,026.17 | 1,026.62 | 5.85% | 5.74% | 5.77% | 0.00% | 15000.00% |
| 30-May-18 | 1,197,316,396.95 | 1,026.46 | 6.02% | 5.74% | 5.77% | 0.00% | 14900.00% |
| 29-May-18 | 1,210,406,386.06 | 1,026.33 | 6.06% | 5.75% | 5.83% | 0.00% | 14800.00% |
| 28-May-18 | 1,259,577,169.85 | 1,026.19 | 6.08% | 5.76% | 5.83% | 0.00% | 14700.00% |
| 27-May-18 | 1,249,905,558.47 | 1,026.28 | 6.37% | 6.09% | 6.08% | 0.00% | 14600.00% |
| 26-May-18 | 1,249,708,514.81 | 1,026.12 | 6.42% | 6.10% | 6.08% | 0.00% | 14500.00% |
| 25-May-18 | 1,249,511,464.46 | 1,025.95 | 6.41% | 6.05% | 6.07% | 0.00% | 14400.00% |
| 24-May-18 | 1,228,554,959.51 | 1,025.63 | 6.36% | 5.95% | 6.01% | 0.00% | 14300.00% |
| 23-May-18 | 1,225,511,974.66 | 1,025.45 | 6.33% | 5.93% | 6.00% | 0.00% | 14200.00% |
| 22-May-18 | 1,229,565,938.04 | 1,025.30 | 6.43% | 5.94% | 6.01% | 0.00% | 14100.00% |
| 21-May-18 | 1,229,417,813.06 | 1,025.19 | 6.47% | 5.94% | 6.08% | 0.00% | 14000.00% |
| 20-May-18 | 1,295,157,094.78 | 1,025.02 | 6.46% | 6.01% | 6.05% | 0.00% | 13900.00% |
| 19-May-18 | 1,294,957,936.77 | 1,024.86 | 6.33% | 5.94% | 6.05% | 0.00% | 13800.00% |
| 18-May-18 | 1,294,755,160.89 | 1,024.70 | 6.30% | 6.07% | 5.89% | 0.00% | 13700.00% |
| 17-May-18 | 1,288,876,318.96 | 1,024.62 | 6.25% | 6.19% | 5.92% | 0.00% | 13600.00% |
| 16-May-18 | 1,289,664,020.74 | 1,024.43 | 6.43% | 6.17% | 5.91% | 0.00% | 13500.00% |
| 15-May-18 | 1,302,031,442.00 | 1,024.18 | 6.32% | 6.11% | 6.07% | 0.00% | 13400.00% |
| 14-May-18 | 1,301,959,727.71 | 1,023.75 | 6.00% | 5.98% | 5.91% | 0.00% | 13300.00% |
| 13-May-18 | 1,303,727,784.02 | 1,023.64 | 6.05% | 5.86% | 5.82% | 0.00% | 13200.00% |
| 12-May-18 | 1,303,528,793.60 | 1,023.48 | 6.06% | 5.89% | 5.79% | 0.00% | 13100.00% |
| 11-May-18 | 1,303,329,796.42 | 1,023.33 | 6.18% | 5.78% | 5.80% | 0.00% | 13000.00% |
| 10-May-18 | 1,287,276,824.67 | 1,023.24 | 6.29% | 5.84% | 5.83% | 0.00% | 12900.00% |
| 9-May-18 | 1,284,860,182.88 | 1,023.19 | 6.54% | 5.90% | 5.87% | 0.00% | 12800.00% |
| 8-May-18 | 1,304,511,146.73 | 1,022.99 | 6.42% | 5.87% | 5.88% | 0.00% | 12700.00% |
| 7-May-18 | 1,327,814,998.30 | 1,022.64 | 6.19% | 5.76% | 5.87% | 0.00% | 12600.00% |
| 6-May-18 | 1,313,772,574.04 | 1,022.55 | 6.28% | 5.78% | 5.93% | 0.00% | 12500.00% |

| Fecha | Patrimonio neto del Fondo | Valor Cuota | Rentabilidad | | | | |
|-----------|---------------------------|-------------|--------------|---------|---------|----------|-----------|
| | | | 30 días | 60 días | 90 días | 180 días | 365 días |
| 5-May-18 | 1,313,576,049.90 | 1,022.40 | 6.38% | 5.71% | 5.94% | 0.00% | 12400.00% |
| 4-May-18 | 1,313,379,519.09 | 1,022.25 | 6.39% | 5.81% | 5.80% | 0.00% | 12300.00% |
| 3-May-18 | 1,308,602,344.78 | 1,022.02 | 6.33% | 5.74% | 5.77% | 0.00% | 12200.00% |
| 2-May-18 | 1,266,270,033.16 | 1,021.81 | 5.69% | 5.71% | 5.75% | 0.00% | 12100.00% |
| 1-May-18 | 1,265,260,836.13 | 1,021.70 | 5.71% | 5.74% | 5.88% | 0.00% | 12000.00% |
| 30-Apr-18 | 1,269,228,393.04 | 1,021.41 | 5.54% | 5.73% | 5.83% | 0.00% | 11900.00% |
| 29-Apr-18 | 1,269,033,286.96 | 1,021.25 | 5.53% | 5.72% | 5.85% | 0.00% | 11800.00% |
| 28-Apr-18 | 1,268,838,174.22 | 1,021.09 | 5.53% | 5.95% | 5.75% | 0.00% | 11700.00% |
| 27-Apr-18 | 1,268,643,054.85 | 1,020.94 | 5.91% | 5.95% | 5.76% | 0.00% | 11600.00% |
| 26-Apr-18 | 1,267,390,985.12 | 1,020.73 | 5.87% | 5.90% | 5.76% | 0.00% | 11500.00% |
| 25-Apr-18 | 1,268,278,172.88 | 1,020.57 | 5.78% | 5.91% | 5.78% | 0.00% | 11400.00% |
| 24-Apr-18 | 1,326,698,408.51 | 1,020.29 | 5.62% | 5.83% | 5.74% | 0.00% | 11300.00% |
| 23-Apr-18 | 1,328,376,013.01 | 1,020.14 | 5.63% | 5.85% | 5.67% | 0.00% | 11200.00% |
| 22-Apr-18 | 1,330,745,844.39 | 1,019.92 | 5.54% | 5.89% | 6.07% | 0.00% | 11100.00% |
| 21-Apr-18 | 1,330,547,626.66 | 1,019.76 | 5.50% | 5.85% | 6.19% | 0.00% | 11000.00% |
| 20-Apr-18 | 1,330,345,374.42 | 1,019.61 | 5.66% | 5.85% | 6.01% | 0.00% | 10900.00% |
| 19-Apr-18 | 1,327,758,112.24 | 1,019.56 | 5.64% | 5.68% | 6.07% | 0.00% | 10800.00% |
| 18-Apr-18 | 1,331,203,145.81 | 1,019.43 | 5.93% | 5.70% | 6.09% | 0.00% | 10700.00% |
| 17-Apr-18 | 1,335,073,597.61 | 1,019.38 | 6.14% | 5.69% | 6.40% | 0.00% | 10600.00% |
| 16-Apr-18 | 1,330,364,780.47 | 1,019.04 | 5.92% | 5.87% | 6.36% | 0.00% | 10500.00% |
| 15-Apr-18 | 1,328,547,248.10 | 1,018.89 | 5.91% | 5.79% | 6.38% | 0.00% | 10400.00% |
| 14-Apr-18 | 1,328,346,128.43 | 1,018.73 | 5.96% | 5.64% | 6.40% | 0.00% | 10300.00% |
| 13-Apr-18 | 1,328,145,001.93 | 1,018.58 | 5.69% | 5.59% | 6.42% | 0.00% | 10200.00% |
| 12-Apr-18 | 1,294,818,029.31 | 1,018.41 | 5.74% | 5.60% | 6.43% | 0.00% | 10100.00% |
| 11-Apr-18 | 1,267,043,996.87 | 1,018.15 | 5.38% | 5.54% | 6.40% | 0.00% | 10000.00% |
| 10-Apr-18 | 1,246,700,332.99 | 1,017.98 | 5.40% | 5.53% | 6.44% | 0.00% | 9900.00% |
| 9-Apr-18 | 1,235,845,833.40 | 1,017.73 | 5.28% | 5.52% | 6.42% | 0.00% | 9800.00% |
| 8-Apr-18 | 1,263,124,548.06 | 1,017.62 | 5.33% | 5.64% | 6.45% | 0.00% | 9700.00% |
| 7-Apr-18 | 1,262,927,385.02 | 1,017.46 | 5.33% | 5.68% | 6.46% | 0.00% | 9600.00% |
| 6-Apr-18 | 1,262,730,215.29 | 1,017.30 | 5.29% | 5.70% | 6.48% | 0.00% | 9500.00% |
| 5-Apr-18 | 1,317,076,693.68 | 1,017.07 | 5.06% | 5.45% | 6.47% | 0.00% | 9400.00% |
| 4-Apr-18 | 1,314,410,455.49 | 1,016.90 | 5.24% | 5.44% | 6.48% | 0.00% | 9300.00% |
| 3-Apr-18 | 1,326,695,021.05 | 1,016.73 | 5.17% | 5.43% | 6.53% | 0.00% | 9200.00% |
| 2-Apr-18 | 1,319,844,946.52 | 1,017.06 | 5.74% | 5.88% | 6.86% | 0.00% | 9100.00% |
| 1-Apr-18 | 1,315,460,771.26 | 1,016.93 | 5.77% | 5.91% | 6.87% | 0.00% | 9000.00% |
| 31-Mar-18 | 1,315,260,378.44 | 1,016.78 | 5.92% | 5.92% | 0.00% | 0.00% | 8900.00% |
| 30-Mar-18 | 1,315,068,000.69 | 1,016.63 | 5.90% | 5.80% | 0.00% | 0.00% | 8800.00% |
| 29-Mar-18 | 1,314,867,507.46 | 1,016.48 | 6.37% | 5.81% | 0.00% | 0.00% | 8700.00% |
| 28-Mar-18 | 1,309,889,248.36 | 1,016.00 | 5.99% | 5.65% | 0.00% | 0.00% | 8600.00% |
| 27-Mar-18 | 1,308,854,981.15 | 1,015.82 | 5.94% | 5.66% | 0.00% | 0.00% | 8500.00% |
| 26-Mar-18 | 1,306,675,644.98 | 1,015.75 | 6.04% | 5.72% | 0.00% | 0.00% | 8400.00% |
| 25-Mar-18 | 1,225,651,405.09 | 1,015.60 | 6.05% | 5.62% | 0.00% | 0.00% | 8300.00% |
| 24-Mar-18 | 1,225,465,086.94 | 1,015.45 | 6.08% | 6.25% | 0.00% | 0.00% | 8200.00% |
| 23-Mar-18 | 1,225,278,762.47 | 1,015.29 | 6.24% | 6.42% | 0.00% | 0.00% | 8100.00% |
| 22-Mar-18 | 1,210,574,513.98 | 1,015.17 | 6.19% | 6.18% | 0.00% | 0.00% | 8000.00% |
| 21-Mar-18 | 1,209,085,893.42 | 1,014.89 | 6.05% | 6.13% | 0.00% | 0.00% | 7900.00% |
| 20-Mar-18 | 1,205,324,182.57 | 1,014.85 | 5.72% | 6.22% | 0.00% | 0.00% | 7800.00% |
| 19-Mar-18 | 1,195,598,983.00 | 1,014.48 | 5.47% | 6.47% | 0.00% | 0.00% | 7700.00% |
| 18-Mar-18 | 1,189,095,869.55 | 1,014.20 | 5.32% | 6.44% | 0.00% | 0.00% | 7600.00% |
| 17-Mar-18 | 1,188,915,224.54 | 1,014.04 | 5.90% | 6.48% | 0.00% | 0.00% | 7500.00% |
| 16-Mar-18 | 1,188,734,573.40 | 1,013.89 | 5.75% | 6.51% | 0.00% | 0.00% | 7400.00% |

| Fecha | Patrimonio neto del Fondo | Valor Cuota | Rentabilidad | | | | |
|-----------|---------------------------|-------------|--------------|---------|---------|----------|----------|
| | | | 30 días | 60 días | 90 días | 180 días | 365 días |
| 15-Mar-18 | 1,191,311,307.04 | 1,013.69 | 5.39% | 6.50% | 0.00% | 0.00% | 7300.00% |
| 14-Mar-18 | 1,186,930,058.73 | 1,013.77 | 5.58% | 6.66% | 0.00% | 0.00% | 7200.00% |
| 13-Mar-18 | 1,170,624,912.72 | 1,013.57 | 5.55% | 6.64% | 0.00% | 0.00% | 7100.00% |
| 12-Mar-18 | 1,167,072,186.75 | 1,013.61 | 5.78% | 6.83% | 0.00% | 0.00% | 7000.00% |
| 11-Mar-18 | 1,151,043,564.31 | 1,013.42 | 5.74% | 6.84% | 0.00% | 0.00% | 6900.00% |
| 10-Mar-18 | 1,150,869,421.61 | 1,013.27 | 5.85% | 6.86% | 0.00% | 0.00% | 6800.00% |
| 9-Mar-18 | 1,150,695,313.00 | 1,013.12 | 6.02% | 6.88% | 0.00% | 0.00% | 6700.00% |
| 8-Mar-18 | 1,151,904,124.49 | 1,012.95 | 6.11% | 6.91% | 0.00% | 0.00% | 6600.00% |
| 7-Mar-18 | 1,143,781,677.48 | 1,012.84 | 6.19% | 6.95% | 0.00% | 0.00% | 6500.00% |
| 6-Mar-18 | 1,134,602,477.13 | 1,012.80 | 5.91% | 7.04% | 0.00% | 0.00% | 6400.00% |
| 5-Mar-18 | 1,132,221,161.50 | 1,012.48 | 5.72% | 7.02% | 0.00% | 0.00% | 6300.00% |
| 4-Mar-18 | 1,131,729,849.66 | 1,012.37 | 5.77% | 7.24% | 0.00% | 0.00% | 6200.00% |
| 3-Mar-18 | 1,131,559,150.11 | 1,012.22 | 6.11% | 7.24% | 0.00% | 0.00% | 6100.00% |
| 2-Mar-18 | 1,131,388,444.77 | 1,012.07 | 6.13% | 0.00% | 0.00% | 0.00% | 6000.00% |
| 1-Mar-18 | 1,124,798,649.36 | 1,011.79 | 6.02% | 0.00% | 0.00% | 0.00% | 5900.00% |
| 28-Feb-18 | 1,106,261,849.95 | 1,011.65 | 5.77% | 0.00% | 0.00% | 0.00% | 5800.00% |
| 27-Feb-18 | 1,090,060,170.79 | 1,011.11 | 5.34% | 0.00% | 0.00% | 0.00% | 5700.00% |
| 26-Feb-18 | 1,089,893,197.50 | 1,010.96 | 5.39% | 0.00% | 0.00% | 0.00% | 5600.00% |
| 25-Feb-18 | 1,093,600,012.47 | 1,010.82 | 5.46% | 0.00% | 0.00% | 0.00% | 5500.00% |
| 24-Feb-18 | 1,093,432,753.70 | 1,010.66 | 5.49% | 0.00% | 0.00% | 0.00% | 5400.00% |
| 23-Feb-18 | 1,093,265,488.17 | 1,010.51 | 5.27% | 0.00% | 0.00% | 0.00% | 5300.00% |
| 22-Feb-18 | 981,868,972.12 | 1,010.33 | 6.52% | 0.00% | 0.00% | 0.00% | 5200.00% |
| 21-Feb-18 | 968,658,820.87 | 1,010.04 | 6.70% | 0.00% | 0.00% | 0.00% | 5100.00% |
| 20-Feb-18 | 953,873,194.03 | 1,009.96 | 6.27% | 0.00% | 0.00% | 0.00% | 5000.00% |
| 19-Feb-18 | 935,113,313.12 | 1,009.80 | 6.30% | 0.00% | 0.00% | 0.00% | 4900.00% |
| 18-Feb-18 | 907,610,109.28 | 1,010.04 | 6.81% | 0.00% | 0.00% | 0.00% | 4800.00% |
| 17-Feb-18 | 907,466,730.44 | 1,009.88 | 7.58% | 0.00% | 0.00% | 0.00% | 4700.00% |
| 16-Feb-18 | 907,323,345.80 | 1,009.72 | 7.67% | 0.00% | 0.00% | 0.00% | 4600.00% |
| 15-Feb-18 | 842,952,317.31 | 1,009.08 | 7.16% | 0.00% | 0.00% | 0.00% | 4500.00% |
| 14-Feb-18 | 812,486,080.26 | 1,009.05 | 7.37% | 0.00% | 0.00% | 0.00% | 4400.00% |
| 13-Feb-18 | 793,473,439.47 | 1,009.16 | 7.72% | 0.00% | 0.00% | 0.00% | 4300.00% |
| 12-Feb-18 | 781,883,360.73 | 1,009.08 | 7.85% | 0.00% | 0.00% | 0.00% | 4200.00% |
| 11-Feb-18 | 767,118,030.92 | 1,008.90 | 7.86% | 0.00% | 0.00% | 0.00% | 4100.00% |
| 10-Feb-18 | 767,000,686.61 | 1,008.75 | 8.00% | 0.00% | 0.00% | 0.00% | 4000.00% |
| 9-Feb-18 | 766,883,337.56 | 1,008.60 | 8.06% | 0.00% | 0.00% | 0.00% | 3900.00% |
| 8-Feb-18 | 730,390,972.33 | 1,008.36 | 7.99% | 0.00% | 0.00% | 0.00% | 3800.00% |
| 7-Feb-18 | 724,702,475.01 | 1,008.06 | 7.85% | 0.00% | 0.00% | 0.00% | 3700.00% |
| 6-Feb-18 | 707,085,763.54 | 1,007.82 | 7.83% | 0.00% | 0.00% | 0.00% | 3600.00% |
| 5-Feb-18 | 702,081,903.06 | 1,007.64 | 7.83% | 0.00% | 0.00% | 0.00% | 3500.00% |
| 4-Feb-18 | 664,383,641.90 | 1,007.84 | 8.29% | 0.00% | 0.00% | 0.00% | 3400.00% |
| 3-Feb-18 | 664,280,455.82 | 1,007.68 | 8.45% | 0.00% | 0.00% | 0.00% | 3300.00% |
| 2-Feb-18 | 664,177,265.58 | 1,007.52 | 8.85% | 0.00% | 0.00% | 0.00% | 3200.00% |
| 1-Feb-18 | 656,509,305.21 | 1,007.09 | 8.51% | 0.00% | 0.00% | 0.00% | 3100.00% |
| 31-Jan-18 | 627,773,755.59 | 1,006.92 | 8.30% | 0.00% | 0.00% | 0.00% | 3000.00% |
| 30-Jan-18 | 602,199,610.92 | 1,006.74 | 0.00% | 0.00% | 0.00% | 0.00% | 2900.00% |
| 29-Jan-18 | 592,227,470.74 | 1,006.81 | 0.00% | 0.00% | 0.00% | 0.00% | 2800.00% |
| 28-Jan-18 | 592,121,597.86 | 1,006.63 | 0.00% | 0.00% | 0.00% | 0.00% | 2700.00% |
| 27-Jan-18 | 592,006,524.98 | 1,006.43 | 0.00% | 0.00% | 0.00% | 0.00% | 2600.00% |
| 26-Jan-18 | 591,891,452.10 | 1,006.24 | 0.00% | 0.00% | 0.00% | 0.00% | 2500.00% |
| 25-Jan-18 | 567,463,379.53 | 1,006.06 | 0.00% | 0.00% | 0.00% | 0.00% | 2400.00% |
| 24-Jan-18 | 562,604,809.60 | 1,006.09 | 0.00% | 0.00% | 0.00% | 0.00% | 2300.00% |

| Fecha | Patrimonio neto del Fondo | Valor Cuota | Rentabilidad | | | | |
|-----------|---------------------------|-------------|--------------|---------|---------|----------|----------|
| | | | 30 días | 60 días | 90 días | 180 días | 365 días |
| 23-Jan-18 | 453,067,971.89 | 1,004.87 | 0.00% | 0.00% | 0.00% | 0.00% | 2200.00% |
| 22-Jan-18 | 399,050,267.53 | 1,004.43 | 0.00% | 0.00% | 0.00% | 0.00% | 2100.00% |
| 21-Jan-18 | 387,025,976.24 | 1,004.71 | 0.00% | 0.00% | 0.00% | 0.00% | 2000.00% |
| 20-Jan-18 | 386,954,211.90 | 1,004.52 | 0.00% | 0.00% | 0.00% | 0.00% | 1900.00% |
| 19-Jan-18 | 386,882,447.56 | 1,004.34 | 0.00% | 0.00% | 0.00% | 0.00% | 1800.00% |
| 18-Jan-18 | 364,460,670.41 | 1,003.54 | 0.00% | 0.00% | 0.00% | 0.00% | 1700.00% |
| 17-Jan-18 | 272,587,066.85 | 1,003.30 | 0.00% | 0.00% | 0.00% | 0.00% | 1600.00% |
| 16-Jan-18 | 243,882,623.69 | 1,003.09 | 0.00% | 0.00% | 0.00% | 0.00% | 1500.00% |
| 15-Jan-18 | 227,156,882.75 | 1,002.89 | 0.00% | 0.00% | 0.00% | 0.00% | 1400.00% |
| 14-Jan-18 | 222,382,786.80 | 1,002.71 | 0.00% | 0.00% | 0.00% | 0.00% | 1300.00% |
| 13-Jan-18 | 222,342,394.50 | 1,002.53 | 0.00% | 0.00% | 0.00% | 0.00% | 1200.00% |
| 12-Jan-18 | 222,302,002.20 | 1,002.34 | 0.00% | 0.00% | 0.00% | 0.00% | 1100.00% |
| 11-Jan-18 | 147,316,619.37 | 1,002.07 | 0.00% | 0.00% | 0.00% | 0.00% | 1000.00% |
| 10-Jan-18 | 131,376,631.91 | 1,001.87 | 0.00% | 0.00% | 0.00% | 0.00% | 900.00% |
| 9-Jan-18 | 125,641,055.69 | 1,001.69 | 0.00% | 0.00% | 0.00% | 0.00% | 800.00% |
| 8-Jan-18 | 119,776,964.36 | 1,001.50 | 0.00% | 0.00% | 0.00% | 0.00% | 700.00% |
| 7-Jan-18 | 99,721,814.61 | 1,001.30 | 0.00% | 0.00% | 0.00% | 0.00% | 600.00% |
| 6-Jan-18 | 99,703,157.92 | 1,001.11 | 0.00% | 0.00% | 0.00% | 0.00% | 500.00% |
| 5-Jan-18 | 99,684,501.23 | 1,000.92 | 0.00% | 0.00% | 0.00% | 0.00% | 400.00% |
| 4-Jan-18 | 63,730,221.60 | 1,000.63 | 0.00% | 0.00% | 0.00% | 0.00% | 300.00% |
| 3-Jan-18 | 23,718,739.06 | 1,000.15 | 0.00% | 0.00% | 0.00% | 0.00% | 200.00% |
| 2-Jan-18 | 22,619,731.05 | 1,000.00 | 0.00% | 0.00% | 0.00% | 0.00% | 100.00% |