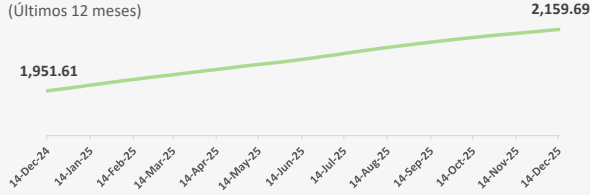


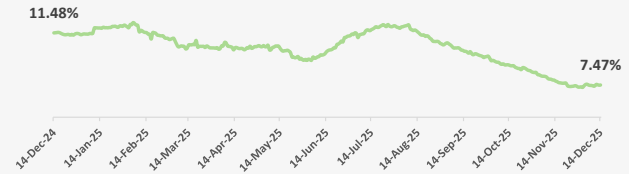
Nombre del fondo

Fondo Mutuo Renta Fija Nacional - BHD Liquidez

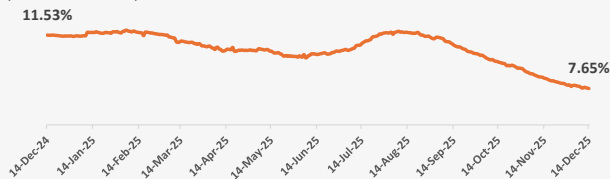
Evolución del Valor de la Cuota
(Últimos 12 meses)



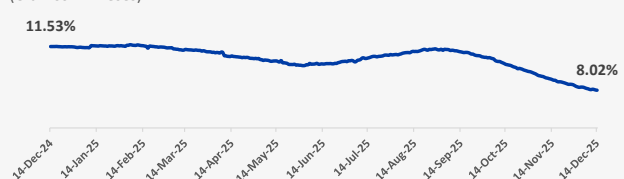
Evolución de la Rentabilidad - 30 días
(Últimos 12 meses)



Evolución de la Rentabilidad - 60 días
(Últimos 12 meses)



Evolución de la Rentabilidad - 90 días
(Últimos 12 meses)



Rentabilidad Histórica

Fecha	Patrimonio neto del Fondo	Valor Cuota	Rentabilidad				
			30 días	60 días	90 días	180 días	365 días
14-Dec-25	27,454,006,521.89	2,159.69	7.47%	7.65%	8.02%	9.78%	10.63%
13-Dec-25	27,448,995,323.68	2,159.30	7.46%	7.68%	8.04%	9.80%	10.64%
12-Dec-25	27,443,964,279.69	2,158.90	7.49%	7.70%	8.08%	9.83%	10.66%
11-Dec-25	27,550,189,267.11	2,158.50	7.52%	7.74%	8.10%	9.85%	10.67%
10-Dec-25	27,607,530,340.26	2,157.83	7.38%	7.68%	8.07%	9.85%	10.67%
9-Dec-25	28,160,143,640.88	2,157.45	7.40%	7.70%	8.09%	9.88%	10.69%
8-Dec-25	28,660,806,098.29	2,157.09	7.44%	7.78%	8.14%	9.91%	10.70%
7-Dec-25	28,958,040,326.45	2,156.68	7.44%	7.81%	8.17%	9.93%	10.72%
6-Dec-25	28,952,933,462.33	2,156.30	7.47%	7.83%	8.21%	9.97%	10.73%
5-Dec-25	28,947,650,236.91	2,155.91	7.53%	7.87%	8.26%	9.99%	10.74%
4-Dec-25	28,303,906,709.88	2,155.47	7.51%	7.88%	8.27%	10.01%	10.75%
3-Dec-25	28,361,047,226.01	2,154.93	7.41%	7.86%	8.27%	10.02%	10.76%
2-Dec-25	28,448,046,909.61	2,154.24	7.29%	7.80%	8.26%	9.98%	10.76%
1-Dec-25	29,338,965,391.88	2,153.87	7.33%	7.91%	8.29%	10.06%	10.78%
30-Nov-25	28,189,067,591.60	2,153.40	7.31%	7.89%	8.33%	10.06%	10.79%
29-Nov-25	28,183,718,058.67	2,152.99	7.32%	7.91%	8.40%	10.08%	10.80%
28-Nov-25	28,178,312,014.02	2,152.58	7.39%	7.96%	8.46%	10.11%	10.82%
27-Nov-25	28,815,311,261.91	2,152.18	7.42%	8.02%	8.49%	10.13%	10.83%
26-Nov-25	29,391,209,139.88	2,151.65	7.38%	8.01%	8.50%	10.14%	10.83%
25-Nov-25	28,239,747,181.77	2,151.23	7.37%	8.03%	8.50%	10.15%	10.84%
24-Nov-25	28,275,681,517.70	2,150.76	7.36%	8.07%	8.53%	10.15%	10.85%
23-Nov-25	28,862,672,697.15	2,150.33	7.37%	8.11%	8.58%	10.18%	10.87%
22-Nov-25	28,857,163,016.55	2,149.92	7.40%	8.13%	8.62%	10.17%	10.88%
21-Nov-25	28,851,653,065.99	2,149.51	7.61%	8.16%	8.65%	10.19%	10.89%
20-Nov-25	29,211,575,387.53	2,149.09	7.62%	8.21%	8.69%	10.21%	10.91%
19-Nov-25	28,998,430,603.81	2,148.57	7.61%	8.20%	8.70%	10.22%	10.91%

Fecha	Patrimonio neto del Fondo	Valor Cuota	Rentabilidad				
			30 días	60 días	90 días	180 días	365 días
18-Nov-25	28,735,367,025.75	2,148.17	7.62%	8.23%	8.70%	10.24%	10.93%
17-Nov-25	28,876,707,295.67	2,147.76	7.64%	8.27%	8.75%	10.22%	10.95%
16-Nov-25	28,763,896,455.29	2,147.34	7.66%	8.33%	8.82%	10.22%	10.97%
15-Nov-25	28,758,398,826.00	2,146.93	7.73%	8.37%	8.83%	10.23%	10.98%
14-Nov-25	28,752,851,551.66	2,146.51	7.77%	8.39%	8.88%	10.25%	10.99%
13-Nov-25	29,055,849,469.40	2,146.14	7.85%	8.45%	8.92%	10.27%	11.01%
12-Nov-25	29,301,590,296.23	2,145.69	7.86%	8.47%	8.95%	10.29%	11.02%
11-Nov-25	29,502,737,749.62	2,145.25	7.91%	8.49%	8.99%	10.29%	11.03%
10-Nov-25	29,382,660,904.34	2,144.82	7.93%	8.50%	9.01%	10.28%	11.04%
9-Nov-25	29,377,049,964.31	2,144.41	7.96%	8.56%	9.06%	10.30%	11.05%
8-Nov-25	29,371,341,978.72	2,143.99	8.08%	8.60%	9.12%	10.32%	11.06%
7-Nov-25	29,365,621,214.03	2,143.57	8.13%	8.65%	9.14%	10.33%	11.07%
6-Nov-25	29,270,633,570.23	2,143.14	8.15%	8.71%	9.17%	10.35%	11.09%
5-Nov-25	29,150,687,722.71	2,142.64	8.15%	8.72%	9.20%	10.36%	11.09%
4-Nov-25	29,231,764,786.70	2,142.25	8.20%	8.76%	9.26%	10.37%	11.11%
3-Nov-25	29,202,784,033.08	2,141.89	8.26%	8.82%	9.33%	10.39%	11.12%
2-Nov-25	28,221,152,647.31	2,141.42	8.27%	8.85%	9.38%	10.38%	11.14%
1-Nov-25	28,215,347,911.04	2,140.98	8.44%	8.92%	9.43%	10.42%	11.15%
31-Oct-25	28,209,542,890.35	2,140.54	8.43%	9.01%	9.48%	10.43%	11.16%
30-Oct-25	28,330,902,470.58	2,140.12	8.45%	9.10%	9.52%	10.45%	11.17%
29-Oct-25	25,817,386,377.87	2,139.59	8.49%	9.10%	9.53%	10.45%	11.18%
28-Oct-25	25,778,876,922.18	2,139.13	8.57%	9.14%	9.58%	10.48%	11.19%
27-Oct-25	25,588,338,645.27	2,138.67	8.59%	9.12%	9.61%	10.48%	11.20%
26-Oct-25	28,960,283,396.20	2,138.27	8.65%	9.20%	9.65%	10.51%	11.21%
25-Oct-25	28,954,304,506.44	2,137.83	8.73%	9.26%	9.71%	10.53%	11.23%
24-Oct-25	28,948,325,323.79	2,137.39	8.79%	9.31%	9.75%	10.55%	11.24%
23-Oct-25	29,382,867,188.16	2,136.92	8.81%	9.34%	9.78%	10.56%	11.25%
22-Oct-25	29,343,913,709.74	2,136.15	8.65%	9.29%	9.75%	10.54%	11.25%
21-Oct-25	29,108,271,521.03	2,135.71	8.74%	9.33%	9.83%	10.55%	11.26%
20-Oct-25	28,607,398,854.30	2,135.22	8.74%	9.30%	9.87%	10.57%	11.27%
19-Oct-25	28,754,326,998.47	2,134.80	8.79%	9.37%	9.91%	10.58%	11.28%
18-Oct-25	28,748,324,400.47	2,134.35	8.84%	9.47%	9.97%	10.62%	11.30%
17-Oct-25	28,742,283,314.16	2,133.90	8.95%	9.47%	10.02%	10.64%	11.31%
16-Oct-25	29,188,533,889.16	2,133.37	8.95%	9.51%	10.04%	10.65%	11.32%
15-Oct-25	29,050,285,765.10	2,132.89	8.95%	9.54%	10.07%	10.66%	11.32%
14-Oct-25	28,807,222,616.93	2,132.38	9.00%	9.57%	10.10%	10.66%	11.33%
13-Oct-25	28,834,676,666.34	2,131.92	9.03%	9.62%	10.16%	10.67%	11.34%
12-Oct-25	28,988,891,914.96	2,131.39	9.02%	9.62%	10.22%	10.68%	11.35%
11-Oct-25	28,982,699,828.80	2,130.93	9.02%	9.68%	10.27%	10.69%	11.36%
10-Oct-25	28,976,436,606.50	2,130.47	9.10%	9.76%	10.33%	10.74%	11.37%
9-Oct-25	29,267,556,158.61	2,129.85	9.06%	9.73%	10.33%	10.73%	11.38%
8-Oct-25	28,609,228,858.99	2,129.34	9.11%	9.76%	10.35%	10.74%	11.39%
7-Oct-25	28,240,564,384.64	2,128.89	9.21%	9.80%	10.41%	10.74%	11.40%
6-Oct-25	27,919,225,340.79	2,128.39	9.22%	9.86%	10.53%	10.74%	11.41%
5-Oct-25	28,038,568,987.74	2,127.92	9.26%	9.94%	10.56%	10.71%	11.42%
4-Oct-25	28,032,347,044.90	2,127.45	9.33%	10.01%	10.60%	10.72%	11.43%
3-Oct-25	28,026,080,352.89	2,126.97	9.36%	10.08%	10.64%	10.78%	11.44%
2-Oct-25	27,989,907,882.09	2,126.24	9.34%	10.05%	10.62%	10.76%	11.44%
1-Oct-25	27,882,383,457.71	2,125.82	9.53%	10.11%	10.66%	10.78%	11.46%
30-Sep-25	26,913,453,075.45	2,125.37	9.69%	10.16%	10.66%	10.81%	11.47%
29-Sep-25	26,508,739,199.96	2,124.76	9.65%	10.18%	10.69%	10.79%	11.48%

Fecha	Patrimonio neto del Fondo	Valor Cuota	Rentabilidad				
			30 días	60 días	90 días	180 días	365 días
28-Sep-25	26,823,939,671.93	2,124.17	9.64%	10.20%	10.71%	10.81%	11.48%
27-Sep-25	26,817,741,088.89	2,123.68	9.58%	10.22%	10.77%	10.81%	11.49%
26-Sep-25	26,811,542,202.23	2,123.19	9.68%	10.30%	10.79%	10.82%	11.50%
25-Sep-25	25,229,006,559.82	2,122.60	9.72%	10.31%	10.80%	10.82%	11.50%
24-Sep-25	26,301,304,998.57	2,122.06	9.76%	10.33%	10.82%	10.83%	11.51%
23-Sep-25	26,295,132,839.46	2,121.56	9.81%	10.37%	10.86%	10.82%	11.52%
22-Sep-25	25,714,508,609.18	2,121.07	9.86%	10.47%	10.92%	10.83%	11.53%
21-Sep-25	25,976,772,923.63	2,120.49	9.86%	10.51%	10.92%	10.85%	11.53%
20-Sep-25	25,970,640,245.92	2,119.99	9.79%	10.55%	10.99%	10.84%	11.54%
19-Sep-25	25,964,402,971.39	2,119.48	9.88%	10.61%	11.04%	10.85%	11.55%
18-Sep-25	26,684,592,268.46	2,118.95	10.04%	10.67%	11.06%	10.86%	11.56%
17-Sep-25	26,162,213,193.18	2,118.32	9.92%	10.67%	11.06%	10.86%	11.56%
16-Sep-25	25,580,069,550.35	2,117.79	10.00%	10.70%	11.05%	10.88%	11.57%
15-Sep-25	25,711,232,115.48	2,117.31	10.06%	10.74%	11.07%	10.89%	11.57%
14-Sep-25	25,739,657,972.18	2,116.73	10.07%	10.80%	11.10%	10.88%	11.58%
13-Sep-25	25,733,476,708.94	2,116.22	10.14%	10.89%	11.12%	10.89%	11.59%
12-Sep-25	25,727,295,143.67	2,115.71	10.16%	10.95%	11.16%	10.91%	11.60%
11-Sep-25	25,881,081,220.04	2,115.25	10.27%	11.03%	11.19%	10.92%	11.61%
10-Sep-25	25,653,444,189.37	2,114.65	10.33%	11.04%	11.19%	10.92%	11.61%
9-Sep-25	24,913,997,102.95	2,114.10	10.32%	11.07%	11.22%	10.96%	11.62%
8-Sep-25	25,002,256,900.41	2,113.51	10.32%	11.10%	11.23%	10.97%	11.62%
7-Sep-25	24,899,028,251.49	2,112.89	10.31%	11.25%	11.21%	10.95%	11.62%
6-Sep-25	24,892,960,996.99	2,112.37	10.41%	11.29%	11.27%	10.96%	11.63%
5-Sep-25	24,886,765,527.45	2,111.85	10.53%	11.33%	11.29%	10.96%	11.64%
4-Sep-25	25,345,755,337.46	2,111.26	10.61%	11.35%	11.29%	10.96%	11.64%
3-Sep-25	24,771,385,450.29	2,110.72	10.70%	11.38%	11.30%	10.97%	11.65%
2-Sep-25	24,204,086,549.20	2,110.04	10.69%	11.36%	11.23%	10.96%	11.65%
1-Sep-25	24,105,003,414.84	2,109.30	10.61%	11.27%	11.31%	10.91%	11.65%
31-Aug-25	23,074,115,929.94	2,108.57	10.55%	11.27%	11.27%	10.90%	11.65%
30-Aug-25	23,068,279,929.28	2,108.04	10.62%	11.32%	11.26%	10.91%	11.66%
29-Aug-25	23,062,050,357.22	2,107.47	10.67%	11.39%	11.30%	10.92%	11.66%
28-Aug-25	23,520,108,682.80	2,107.09	10.78%	11.46%	11.34%	10.94%	11.68%
27-Aug-25	23,380,943,727.15	2,106.43	10.83%	11.45%	11.32%	10.94%	11.68%
26-Aug-25	23,338,657,557.50	2,105.78	10.81%	11.44%	11.31%	10.93%	11.68%
25-Aug-25	23,620,550,806.13	2,105.18	10.82%	11.47%	11.28%	10.93%	11.69%
24-Aug-25	23,727,348,886.92	2,104.60	10.84%	11.53%	11.30%	10.93%	11.70%
23-Aug-25	23,720,798,240.77	2,104.02	11.00%	11.53%	11.24%	10.93%	11.71%
22-Aug-25	23,714,247,274.25	2,103.44	11.07%	11.60%	11.26%	10.93%	11.71%
21-Aug-25	23,923,670,768.60	2,103.06	11.21%	11.72%	11.30%	10.96%	11.73%
20-Aug-25	23,126,018,614.18	2,102.40	11.25%	11.70%	11.29%	10.95%	11.75%
19-Aug-25	22,273,465,268.84	2,101.62	11.21%	11.66%	11.24%	10.93%	11.75%
18-Aug-25	22,635,733,354.26	2,101.19	11.33%	11.67%	11.20%	10.95%	11.76%
17-Aug-25	22,492,056,590.61	2,100.53	11.30%	11.66%	11.16%	10.94%	11.73%
16-Aug-25	22,485,775,005.76	2,099.94	11.33%	11.70%	11.13%	11.03%	11.73%
15-Aug-25	22,479,493,113.13	2,099.36	11.44%	11.70%	11.14%	10.98%	11.73%
14-Aug-25	22,988,076,182.28	2,098.72	11.54%	11.72%	11.13%	10.97%	11.74%
13-Aug-25	22,891,016,610.39	2,098.19	11.64%	11.74%	11.14%	10.98%	11.74%
12-Aug-25	21,903,815,931.47	2,097.54	11.70%	11.73%	11.10%	10.97%	11.74%
11-Aug-25	22,120,412,444.49	2,096.85	11.66%	11.73%	11.03%	10.96%	11.74%
10-Aug-25	21,712,692,012.27	2,096.33	11.72%	11.76%	11.05%	10.96%	11.76%
9-Aug-25	21,706,531,644.29	2,095.73	11.78%	11.74%	11.04%	10.95%	11.76%

Fecha	Patrimonio neto del Fondo	Valor Cuota	Rentabilidad				
			30 días	60 días	90 días	180 días	365 días
8-Aug-25	21,700,297,988.72	2,095.13	12.08%	11.80%	11.03%	10.97%	11.76%
7-Aug-25	22,180,962,402.60	2,094.45	12.06%	11.78%	11.01%	10.97%	11.76%
6-Aug-25	21,644,886,894.15	2,093.72	12.02%	11.74%	10.99%	10.95%	11.76%
5-Aug-25	21,044,314,796.85	2,093.02	12.00%	11.71%	10.93%	10.93%	11.76%
4-Aug-25	20,574,952,600.30	2,092.32	11.95%	11.59%	10.91%	10.92%	11.76%
3-Aug-25	20,504,281,134.52	2,091.66	11.93%	11.74%	10.86%	10.94%	11.76%
2-Aug-25	20,498,365,511.68	2,091.06	11.83%	11.71%	10.89%	10.94%	11.77%
1-Aug-25	20,492,370,585.15	2,090.45	11.89%	11.68%	10.88%	10.99%	11.77%
31-Jul-25	19,854,892,527.52	2,089.79	11.91%	11.71%	10.87%	10.98%	11.77%
30-Jul-25	19,582,327,204.52	2,089.15	12.00%	11.69%	10.86%	10.98%	11.78%
29-Jul-25	20,066,086,563.22	2,088.57	12.02%	11.68%	10.89%	10.98%	11.78%
28-Jul-25	20,062,940,684.31	2,087.85	11.96%	11.64%	10.83%	10.98%	11.78%
27-Jul-25	20,050,187,637.34	2,087.23	11.96%	11.60%	10.84%	10.97%	11.78%
26-Jul-25	20,044,327,454.43	2,086.62	12.01%	11.62%	10.84%	10.98%	11.78%
25-Jul-25	20,038,466,984.53	2,086.01	12.12%	11.50%	10.83%	11.00%	11.78%
24-Jul-25	20,364,909,854.82	2,085.17	11.96%	11.46%	10.78%	10.98%	11.77%
23-Jul-25	20,273,197,742.36	2,084.47	12.03%	11.43%	10.76%	10.97%	11.77%
22-Jul-25	19,944,926,994.11	2,083.86	12.11%	11.42%	10.74%	10.97%	11.78%
21-Jul-25	19,649,630,084.81	2,083.14	12.05%	11.37%	10.74%	10.96%	11.77%
20-Jul-25	19,721,687,148.14	2,082.43	11.99%	11.21%	10.70%	10.97%	11.77%
19-Jul-25	19,715,850,461.98	2,081.81	11.91%	11.17%	10.73%	10.97%	11.77%
18-Jul-25	19,710,013,490.68	2,081.20	11.90%	11.12%	10.74%	10.98%	11.77%
17-Jul-25	19,487,404,352.37	2,080.57	11.95%	11.11%	10.73%	10.98%	11.78%
16-Jul-25	18,949,637,656.88	2,079.80	11.85%	11.06%	10.69%	10.96%	11.77%
15-Jul-25	18,548,135,000.74	2,079.00	11.78%	10.99%	10.64%	10.94%	11.77%
14-Jul-25	18,690,988,621.22	2,078.31	11.73%	10.92%	10.61%	10.95%	11.77%
13-Jul-25	18,843,810,949.78	2,077.57	11.64%	10.80%	10.58%	10.94%	11.76%
12-Jul-25	18,838,230,300.04	2,076.95	11.69%	10.79%	10.57%	10.94%	11.76%
11-Jul-25	18,832,649,377.90	2,076.34	11.70%	10.78%	10.62%	10.94%	11.76%
10-Jul-25	18,786,115,237.05	2,075.63	11.59%	10.74%	10.60%	10.93%	11.76%
9-Jul-25	17,977,025,459.14	2,074.53	11.41%	10.58%	10.49%	10.88%	11.74%
8-Jul-25	17,595,527,196.36	2,073.89	11.40%	10.56%	10.45%	10.96%	11.74%
7-Jul-25	17,584,792,080.70	2,073.24	11.36%	10.50%	10.42%	10.96%	11.73%
6-Jul-25	17,494,152,518.46	2,072.58	11.31%	10.47%	10.32%	10.97%	11.73%
5-Jul-25	17,488,987,543.83	2,071.97	11.12%	10.41%	10.30%	10.98%	11.73%
4-Jul-25	17,483,780,357.80	2,071.35	11.44%	10.45%	10.39%	10.98%	11.74%
3-Jul-25	17,193,807,505.66	2,070.93	11.48%	10.49%	10.41%	10.99%	11.75%
2-Jul-25	17,094,537,422.20	2,070.21	11.35%	10.45%	10.38%	10.99%	11.74%
1-Jul-25	17,008,606,249.63	2,069.53	11.39%	10.42%	10.39%	10.99%	11.74%
30-Jun-25	16,754,179,279.19	2,068.74	11.27%	10.40%	10.32%	10.98%	11.73%
29-Jun-25	17,079,528,659.98	2,068.14	11.24%	10.35%	10.35%	10.98%	11.73%
28-Jun-25	17,074,502,542.81	2,067.53	11.22%	10.36%	10.34%	10.98%	11.74%
27-Jun-25	17,069,463,688.00	2,066.92	11.13%	10.37%	10.33%	10.98%	11.74%
26-Jun-25	17,106,394,513.45	2,066.22	11.11%	10.33%	10.30%	10.98%	11.73%
25-Jun-25	17,304,993,854.75	2,065.43	10.78%	10.26%	10.26%	10.96%	11.72%
24-Jun-25	17,164,292,469.92	2,064.87	10.85%	10.27%	10.23%	10.97%	11.73%
23-Jun-25	17,454,082,525.62	2,064.07	10.72%	10.18%	10.17%	10.96%	11.72%
22-Jun-25	17,467,164,883.97	2,063.32	10.62%	10.16%	10.18%	10.95%	11.71%
21-Jun-25	17,462,005,429.72	2,062.72	10.58%	10.14%	10.15%	10.95%	11.71%
20-Jun-25	17,456,830,999.35	2,062.10	10.33%	10.19%	10.14%	10.96%	11.71%
19-Jun-25	17,498,681,711.29	2,061.64	10.33%	10.24%	10.16%	10.97%	11.72%

Fecha	Patrimonio neto del Fondo	Valor Cuota	Rentabilidad				
			30 días	60 días	90 días	180 días	365 días
18-Jun-25	17,493,564,167.24	2,061.03	10.23%	10.23%	10.16%	10.97%	11.72%
17-Jun-25	17,673,536,725.16	2,060.33	10.18%	10.19%	10.16%	10.96%	11.71%
16-Jun-25	17,395,764,197.54	2,059.73	10.16%	10.18%	10.16%	10.96%	11.72%
15-Jun-25	17,261,976,682.93	2,059.07	10.11%	10.13%	10.13%	10.97%	11.71%
14-Jun-25	17,256,988,836.12	2,058.47	10.02%	10.13%	10.13%	10.97%	11.71%
13-Jun-25	17,251,970,190.94	2,057.87	9.87%	10.13%	10.14%	10.98%	11.71%
12-Jun-25	17,765,384,819.59	2,057.18	9.80%	10.17%	10.11%	10.97%	11.71%
11-Jun-25	17,702,906,379.84	2,056.56	9.77%	10.16%	10.11%	10.97%	11.71%
10-Jun-25	17,632,820,745.12	2,056.04	9.79%	10.17%	10.18%	10.98%	11.72%
9-Jun-25	17,420,246,253.69	2,055.25	9.66%	10.06%	10.15%	10.96%	11.72%
8-Jun-25	17,283,057,008.80	2,054.64	9.64%	10.04%	10.12%	10.97%	11.72%
7-Jun-25	17,278,193,355.41	2,054.07	9.55%	9.91%	10.12%	10.97%	11.72%
6-Jun-25	17,273,329,463.29	2,053.49	9.53%	9.89%	10.11%	10.99%	11.72%
5-Jun-25	17,751,397,744.48	2,053.21	9.62%	10.12%	10.18%	11.02%	11.74%
4-Jun-25	17,634,396,472.47	2,052.07	9.37%	9.94%	10.06%	10.97%	11.71%
3-Jun-25	17,460,737,835.49	2,051.57	9.41%	9.95%	10.08%	10.98%	11.71%
2-Jun-25	17,575,686,394.96	2,051.08	9.46%	10.02%	10.02%	10.99%	11.72%
1-Jun-25	17,287,979,385.76	2,050.34	9.36%	9.93%	10.00%	10.98%	11.71%
31-May-25	17,283,079,243.41	2,049.76	9.44%	9.98%	10.00%	10.99%	11.71%
30-May-25	17,278,499,436.69	2,049.21	9.37%	9.98%	10.03%	11.01%	11.71%
29-May-25	17,785,482,975.96	2,048.64	9.41%	9.98%	10.03%	11.02%	11.71%
28-May-25	18,002,989,015.84	2,048.19	9.53%	10.01%	10.06%	11.04%	11.72%
27-May-25	18,061,731,911.84	2,047.52	9.46%	9.98%	10.04%	11.03%	11.72%
26-May-25	17,877,016,680.25	2,047.29	9.66%	10.04%	10.11%	11.05%	11.73%
25-May-25	18,046,892,483.81	2,046.62	9.60%	9.99%	10.09%	11.06%	11.73%
24-May-25	18,041,787,282.97	2,046.04	9.56%	10.05%	10.09%	11.06%	11.73%
23-May-25	18,036,681,832.40	2,045.46	9.62%	10.00%	10.09%	11.07%	11.73%
22-May-25	18,452,620,719.72	2,044.93	9.62%	10.02%	10.10%	11.08%	11.73%
21-May-25	18,525,284,265.51	2,044.74	9.96%	10.14%	10.18%	11.13%	11.75%
20-May-25	18,050,849,685.20	2,044.28	10.07%	10.17%	10.20%	11.15%	11.77%
19-May-25	18,134,151,935.84	2,043.85	10.14%	10.25%	10.23%	11.17%	11.77%
18-May-25	17,807,013,051.35	2,043.24	10.11%	10.24%	10.23%	11.18%	11.77%
17-May-25	17,802,034,211.32	2,042.67	10.11%	10.23%	10.40%	11.19%	11.77%
16-May-25	17,797,055,127.14	2,042.10	10.07%	10.23%	10.29%	11.21%	11.77%
15-May-25	18,128,565,708.09	2,041.66	10.15%	10.29%	10.32%	11.23%	11.78%
14-May-25	18,170,289,901.54	2,041.31	10.30%	10.36%	10.37%	11.26%	11.79%
13-May-25	18,164,149,037.72	2,040.75	10.47%	10.36%	10.37%	11.26%	11.80%
12-May-25	18,042,053,517.27	2,040.18	10.46%	10.45%	10.37%	11.27%	11.80%
11-May-25	18,165,542,077.65	2,039.63	10.47%	10.48%	10.35%	11.28%	11.79%
10-May-25	18,160,521,321.81	2,039.07	10.38%	10.46%	10.35%	11.28%	11.79%
9-May-25	18,155,432,472.69	2,038.50	10.36%	10.45%	10.39%	11.29%	11.79%
8-May-25	18,339,478,443.52	2,038.07	10.19%	10.49%	10.43%	11.30%	11.80%
7-May-25	18,450,844,007.71	2,037.53	10.17%	10.50%	10.44%	11.31%	11.80%
6-May-25	18,004,876,894.80	2,037.10	10.52%	10.54%	10.45%	11.33%	11.81%
5-May-25	18,452,985,608.51	2,036.38	10.42%	10.50%	10.41%	11.32%	11.80%
4-May-25	18,447,904,745.86	2,035.82	10.41%	10.38%	10.48%	11.33%	11.80%
3-May-25	18,442,767,934.07	2,035.25	10.50%	10.41%	10.48%	11.34%	11.80%
2-May-25	18,437,625,392.03	2,034.68	10.41%	10.42%	10.57%	11.35%	11.80%
1-May-25	18,128,140,587.80	2,033.97	10.43%	10.41%	10.54%	11.34%	11.79%
30-Apr-25	18,481,427,393.52	2,033.55	10.50%	10.45%	10.58%	11.36%	11.79%
29-Apr-25	19,148,042,235.13	2,032.91	10.46%	10.43%	10.56%	11.37%	11.80%

Fecha	Patrimonio neto del Fondo	Valor Cuota	Rentabilidad				
			30 días	60 días	90 días	180 días	365 días
28-Apr-25	19,279,506,789.31	2,032.28	10.41%	10.41%	10.58%	11.36%	11.76%
27-Apr-25	19,632,016,423.41	2,031.73	10.42%	10.42%	10.58%	11.37%	11.77%
26-Apr-25	19,626,540,082.14	2,031.17	10.33%	10.42%	10.59%	11.38%	11.76%
25-Apr-25	19,621,063,472.99	2,030.60	10.29%	10.43%	10.64%	11.38%	11.76%
24-Apr-25	19,621,891,674.12	2,030.09	10.45%	10.45%	10.66%	11.40%	11.79%
23-Apr-25	19,822,446,762.31	2,029.42	10.31%	10.42%	10.64%	11.40%	11.79%
22-Apr-25	19,466,212,922.67	2,028.89	10.34%	10.44%	10.67%	11.41%	11.77%
21-Apr-25	19,488,034,500.93	2,028.14	10.23%	10.38%	10.64%	11.40%	11.73%
20-Apr-25	19,453,974,722.43	2,027.50	10.18%	10.35%	10.67%	11.40%	11.73%
19-Apr-25	19,448,732,075.77	2,026.95	10.27%	10.37%	10.68%	11.41%	11.73%
18-Apr-25	19,443,438,235.29	2,026.40	10.29%	10.64%	10.70%	11.42%	11.73%
17-Apr-25	19,438,084,567.00	2,025.84	10.27%	10.47%	10.71%	11.43%	11.75%
16-Apr-25	19,299,685,098.19	2,025.33	10.30%	10.49%	10.73%	11.45%	11.76%
15-Apr-25	19,014,671,433.76	2,024.76	10.35%	10.50%	10.74%	11.45%	11.74%
14-Apr-25	17,510,485,603.74	2,024.18	10.34%	10.49%	10.77%	11.46%	11.74%
13-Apr-25	17,275,331,703.00	2,023.34	10.17%	10.41%	10.73%	11.44%	11.73%
12-Apr-25	17,270,617,051.12	2,022.79	10.36%	10.38%	10.74%	11.44%	11.73%
11-Apr-25	17,265,902,168.60	2,022.24	10.41%	10.37%	10.75%	11.45%	11.73%
10-Apr-25	17,316,972,865.85	2,021.82	10.44%	10.49%	10.78%	11.47%	11.74%
9-Apr-25	17,203,374,157.86	2,021.30	10.46%	10.50%	10.80%	11.49%	11.74%
8-Apr-25	17,042,838,692.38	2,021.15	10.71%	10.64%	11.06%	11.54%	11.76%
7-Apr-25	17,389,581,427.26	2,020.64	10.74%	10.63%	11.08%	11.56%	11.76%
6-Apr-25	17,556,288,521.64	2,019.63	10.47%	10.48%	11.01%	11.52%	11.76%
5-Apr-25	17,551,597,405.49	2,019.09	10.48%	10.59%	11.04%	11.53%	11.76%
4-Apr-25	17,546,876,546.05	2,018.54	10.27%	10.60%	11.05%	11.55%	11.76%
3-Apr-25	17,485,788,778.89	2,017.83	10.22%	10.69%	11.03%	11.54%	11.75%
2-Apr-25	17,471,443,969.83	2,017.42	10.34%	10.74%	11.07%	11.56%	11.75%
1-Apr-25	16,918,988,135.62	2,016.69	10.30%	10.69%	11.06%	11.56%	11.74%
31-Mar-25	16,551,246,779.97	2,016.15	10.32%	10.69%	11.09%	11.57%	11.71%
30-Mar-25	16,705,942,711.11	2,015.59	10.32%	10.74%	11.11%	11.59%	11.71%
29-Mar-25	16,701,321,331.95	2,015.03	10.33%	10.74%	11.11%	11.60%	11.71%
28-Mar-25	16,696,699,726.68	2,014.47	10.33%	10.76%	11.12%	11.61%	11.71%
27-Mar-25	17,057,061,241.76	2,014.06	10.42%	10.88%	11.16%	11.63%	11.71%
26-Mar-25	17,094,414,316.32	2,013.56	10.47%	10.91%	11.19%	11.65%	11.71%
25-Mar-25	17,045,692,750.75	2,012.80	10.35%	10.85%	11.16%	11.63%	11.70%
24-Mar-25	17,008,688,790.33	2,012.37	10.44%	10.92%	11.22%	11.65%	11.74%
23-Mar-25	17,021,268,689.40	2,011.79	10.44%	10.92%	11.22%	11.65%	11.74%
22-Mar-25	17,016,573,568.42	2,011.23	10.44%	11.00%	11.23%	11.66%	11.74%
21-Mar-25	17,011,878,217.37	2,010.68	10.44%	11.01%	11.25%	11.67%	11.74%
20-Mar-25	17,444,263,337.10	2,009.99	10.39%	10.99%	11.23%	11.67%	11.72%
19-Mar-25	17,202,274,852.49	2,009.41	10.89%	11.00%	11.24%	11.67%	11.71%
18-Mar-25	17,123,488,470.28	2,008.89	10.59%	11.02%	11.25%	11.69%	11.72%
17-Mar-25	17,202,228,346.88	2,008.33	10.60%	11.03%	11.26%	11.69%	11.72%
16-Mar-25	17,049,993,029.04	2,007.68	10.55%	11.07%	11.27%	11.69%	11.71%
15-Mar-25	17,045,238,383.43	2,007.12	10.56%	11.08%	11.28%	11.70%	11.71%
14-Mar-25	17,040,464,407.66	2,006.56	10.55%	11.10%	11.30%	11.71%	11.71%
13-Mar-25	17,916,876,353.49	2,005.70	10.30%	11.01%	11.24%	11.68%	11.68%
12-Mar-25	17,928,046,802.53	2,005.08	10.25%	11.01%	11.24%	11.68%	11.67%
11-Mar-25	17,767,161,347.15	2,004.61	10.44%	11.05%	11.27%	11.70%	11.68%
10-Mar-25	17,442,471,900.01	2,004.06	10.45%	11.30%	11.27%	11.71%	11.69%
9-Mar-25	17,241,181,151.72	2,003.52	10.47%	11.33%	11.31%	11.72%	11.69%

Fecha	Patrimonio neto del Fondo	Valor Cuota	Rentabilidad				
			30 días	60 días	90 días	180 días	365 días
8-Mar-25	17,236,346,278.37	2,002.96	10.42%	11.35%	11.31%	11.72%	11.68%
7-Mar-25	17,231,499,621.43	2,002.39	10.41%	11.39%	11.33%	11.73%	11.68%
6-Mar-25	17,356,267,019.93	2,001.84	10.60%	11.41%	11.34%	11.74%	11.68%
5-Mar-25	17,236,282,520.91	2,001.65	10.84%	11.53%	11.43%	11.79%	11.68%
4-Mar-25	16,714,694,830.60	2,001.02	11.06%	11.52%	11.42%	11.79%	11.67%
3-Mar-25	16,340,827,426.30	2,000.42	11.04%	11.54%	11.43%	11.80%	11.67%
2-Mar-25	16,288,784,728.40	1,999.76	10.99%	11.56%	11.42%	11.79%	11.66%
1-Mar-25	16,284,218,490.80	1,999.20	10.97%	11.58%	11.44%	11.81%	11.66%
28-Feb-25	16,279,632,153.93	1,998.63	11.06%	11.57%	11.47%	11.82%	11.66%
27-Feb-25	17,260,001,858.87	1,998.07	11.06%	11.59%	11.48%	11.83%	11.68%
26-Feb-25	17,255,098,630.01	1,997.51	11.09%	11.61%	11.49%	11.83%	11.67%
25-Feb-25	17,847,240,799.46	1,996.96	11.24%	11.63%	11.49%	11.85%	11.68%
24-Feb-25	17,744,844,768.12	1,996.38	11.25%	11.64%	11.47%	11.86%	11.67%
23-Feb-25	18,028,981,618.19	1,995.81	11.26%	11.68%	11.50%	11.86%	11.67%
22-Feb-25	18,023,842,089.04	1,995.24	11.29%	11.69%	11.51%	11.88%	11.67%
21-Feb-25	18,018,684,367.97	1,994.67	11.31%	11.70%	11.53%	11.90%	11.67%
20-Feb-25	18,373,681,116.04	1,994.12	11.45%	11.73%	11.54%	11.91%	11.66%
19-Feb-25	19,204,731,230.57	1,993.57	11.48%	11.74%	11.55%	11.92%	11.66%
18-Feb-25	18,452,236,751.85	1,992.97	11.50%	11.74%	11.55%	11.93%	11.66%
17-Feb-25	18,744,353,431.86	1,991.58	11.00%	11.49%	11.40%	11.88%	11.61%
16-Feb-25	18,885,878,243.47	1,991.56	11.35%	11.67%	11.54%	11.96%	11.63%
15-Feb-25	18,880,480,352.44	1,990.99	11.37%	11.70%	11.56%	11.96%	11.63%
14-Feb-25	18,875,037,241.19	1,990.42	11.49%	11.72%	11.59%	11.90%	11.62%
13-Feb-25	19,224,447,769.85	1,989.85	11.51%	11.74%	11.60%	11.91%	11.62%
12-Feb-25	19,203,776,893.27	1,989.31	11.54%	11.75%	11.61%	11.92%	11.62%
11-Feb-25	18,933,087,905.07	1,988.87	11.63%	11.80%	11.64%	11.94%	11.63%
10-Feb-25	19,357,154,167.44	1,988.34	11.67%	11.82%	11.66%	11.95%	11.61%
9-Feb-25	19,045,326,246.38	1,987.56	11.56%	11.76%	11.62%	11.92%	11.60%
8-Feb-25	19,039,846,993.99	1,986.99	12.05%	11.80%	11.62%	11.94%	11.59%
7-Feb-25	19,034,365,688.39	1,986.42	12.08%	11.80%	11.63%	11.96%	11.59%
6-Feb-25	19,333,079,613.70	1,985.94	12.18%	11.86%	11.66%	11.97%	11.59%
5-Feb-25	19,587,137,295.37	1,985.41	12.27%	11.88%	11.67%	11.98%	11.60%
4-Feb-25	18,815,214,769.31	1,984.56	12.11%	11.80%	11.62%	11.96%	11.61%
3-Feb-25	17,598,786,536.37	1,983.98	12.12%	11.81%	11.63%	11.98%	11.60%
2-Feb-25	17,132,680,716.63	1,982.99	11.88%	11.69%	11.55%	11.94%	11.58%
1-Feb-25	17,127,825,706.98	1,982.43	11.94%	11.71%	11.57%	11.95%	11.58%
31-Jan-25	17,122,852,388.93	1,981.85	12.02%	11.73%	11.57%	11.96%	11.57%
30-Jan-25	17,287,347,678.97	1,981.34	12.08%	11.79%	11.60%	11.97%	11.58%
29-Jan-25	17,383,829,277.94	1,980.63	11.98%	11.76%	11.58%	11.96%	11.55%
28-Jan-25	18,008,550,272.21	1,980.07	12.01%	11.77%	11.60%	11.97%	11.55%
27-Jan-25	17,169,584,349.31	1,979.46	12.01%	11.75%	11.59%	11.98%	11.55%
26-Jan-25	17,103,714,010.02	1,978.67	11.91%	11.66%	11.56%	11.96%	11.54%
25-Jan-25	17,098,753,460.42	1,978.10	11.93%	11.70%	11.56%	11.96%	11.53%
24-Jan-25	17,093,741,153.01	1,977.52	11.99%	11.70%	11.57%	11.97%	11.53%
23-Jan-25	17,316,491,463.86	1,976.90	11.97%	11.72%	11.57%	11.97%	11.52%
22-Jan-25	16,924,206,835.47	1,976.30	11.97%	11.72%	11.58%	11.97%	11.52%
21-Jan-25	16,816,981,316.85	1,975.52	11.89%	11.67%	11.55%	11.96%	11.51%
20-Jan-25	16,811,985,967.67	1,974.93	11.89%	11.67%	11.57%	11.96%	11.52%
19-Jan-25	17,164,120,648.21	1,974.31	11.87%	11.68%	11.57%	11.96%	11.51%
18-Jan-25	17,159,076,735.32	1,973.73	11.88%	11.71%	11.58%	11.96%	11.51%
17-Jan-25	17,153,984,327.61	1,973.15	11.87%	11.73%	11.59%	11.97%	11.50%

Fecha	Patrimonio neto del Fondo	Valor Cuota	Rentabilidad				
			30 días	60 días	90 días	180 días	365 días
16-Jan-25	16,981,712,184.67	1,972.55	11.91%	11.77%	11.59%	11.97%	11.50%
15-Jan-25	16,432,984,149.21	1,971.79	11.83%	11.72%	11.57%	11.95%	11.49%
14-Jan-25	16,529,918,493.82	1,971.21	11.85%	11.73%	11.57%	11.97%	11.48%
13-Jan-25	16,551,318,189.04	1,970.62	11.85%	11.72%	11.58%	11.97%	11.47%
12-Jan-25	17,120,991,796.04	1,970.04	11.86%	11.72%	11.59%	11.99%	11.47%
11-Jan-25	17,115,884,368.52	1,969.45	11.86%	11.73%	11.59%	11.99%	11.46%
10-Jan-25	17,110,756,626.40	1,968.86	11.85%	11.72%	11.59%	11.99%	11.46%
9-Jan-25	17,026,249,913.94	1,967.50	11.44%	11.49%	11.44%	11.91%	11.42%
8-Jan-25	17,116,221,815.58	1,966.89	11.42%	11.49%	11.44%	11.91%	11.43%
7-Jan-25	17,038,354,367.28	1,966.26	11.43%	11.47%	11.44%	11.91%	11.43%
6-Jan-25	16,853,068,606.53	1,965.58	11.38%	11.45%	11.44%	11.90%	11.42%
5-Jan-25	16,848,050,501.57	1,965.00	11.38%	11.46%	11.45%	11.90%	11.41%
4-Jan-25	16,843,032,038.70	1,964.41	11.39%	11.46%	11.46%	11.90%	11.41%
3-Jan-25	16,837,943,867.67	1,963.82	11.40%	11.48%	11.47%	11.90%	11.40%
2-Jan-25	15,714,401,422.26	1,963.16	11.36%	11.46%	11.46%	11.90%	11.40%
1-Jan-25	15,240,538,592.23	1,962.46	11.33%	11.44%	11.45%	11.89%	11.39%
31-Dec-24	15,235,860,653.06	1,961.86	11.39%	11.44%	11.46%	11.89%	11.39%
30-Dec-24	15,142,194,099.10	1,961.32	11.43%	11.47%	11.49%	11.89%	11.38%
29-Dec-24	15,338,475,978.97	1,960.72	11.43%	11.46%	11.50%	11.89%	11.38%
28-Dec-24	15,333,683,910.19	1,960.10	11.38%	11.46%	11.51%	11.89%	11.37%
27-Dec-24	15,328,880,819.15	1,959.49	11.30%	11.46%	11.51%	11.89%	11.37%
26-Dec-24	15,693,378,215.13	1,958.89	11.36%	11.47%	11.51%	11.89%	11.37%
25-Dec-24	15,421,469,408.89	1,958.22	11.30%	11.45%	11.50%	11.88%	11.33%
24-Dec-24	15,416,891,321.61	1,957.64	11.35%	11.46%	11.51%	11.89%	11.31%
23-Dec-24	15,084,825,493.56	1,957.04	11.36%	11.47%	11.51%	11.89%	11.31%
22-Dec-24	15,073,952,504.94	1,956.40	11.33%	11.48%	11.50%	11.88%	11.30%
21-Dec-24	15,069,486,432.44	1,955.82	11.34%	11.50%	11.51%	11.88%	11.30%
20-Dec-24	15,065,020,017.94	1,955.25	11.37%	11.51%	11.52%	11.88%	11.29%
19-Dec-24	14,933,672,749.35	1,954.65	11.42%	11.51%	11.52%	11.88%	11.33%
18-Dec-24	15,365,303,643.20	1,954.08	11.48%	11.53%	11.54%	11.88%	11.36%
17-Dec-24	15,264,117,936.14	1,953.42	11.51%	11.52%	11.53%	11.87%	11.35%
16-Dec-24	14,849,881,411.49	1,952.81	11.50%	11.52%	11.53%	11.86%	11.35%
15-Dec-24	14,734,191,078.27	1,952.19	11.49%	11.52%	11.53%	11.87%	11.35%
14-Dec-24	14,729,783,505.62	1,951.61	11.48%	11.53%	11.53%	11.87%	11.35%
13-Dec-24	14,725,375,048.48	1,951.02	11.48%	11.53%	11.54%	11.87%	11.34%
12-Dec-24	15,056,344,902.23	1,950.43	11.48%	11.53%	11.54%	11.86%	11.34%
11-Dec-24	15,006,579,907.67	1,949.87	11.49%	11.55%	11.56%	11.86%	11.33%
10-Dec-24	14,569,132,986.87	1,949.17	11.43%	11.53%	11.53%	11.85%	11.32%
9-Dec-24	14,688,399,377.07	1,948.60	11.44%	11.55%	11.54%	11.85%	11.32%
8-Dec-24	14,532,073,671.18	1,947.95	11.41%	11.55%	11.53%	11.85%	11.32%
7-Dec-24	14,527,721,146.34	1,947.37	11.42%	11.56%	11.54%	11.87%	11.32%
6-Dec-24	14,523,369,525.71	1,946.78	11.42%	11.57%	11.55%	11.87%	11.31%
5-Dec-24	14,749,968,999.41	1,946.20	11.43%	11.60%	11.55%	11.86%	11.31%
4-Dec-24	14,699,848,918.94	1,945.59	11.45%	11.60%	11.56%	11.86%	11.30%
3-Dec-24	14,506,673,120.21	1,945.00	11.45%	11.60%	11.57%	11.85%	11.30%
2-Dec-24	14,482,944,548.16	1,944.35	11.43%	11.61%	11.57%	11.85%	11.29%
1-Dec-24	13,802,566,635.87	1,943.66	11.39%	11.60%	11.55%	11.83%	11.28%
30-Nov-24	13,798,349,097.60	1,943.07	11.41%	11.62%	11.56%	11.83%	11.28%
29-Nov-24	13,794,126,523.17	1,942.47	11.39%	11.64%	11.58%	11.83%	11.27%
28-Nov-24	14,084,541,385.23	1,941.94	11.44%	11.66%	11.60%	11.83%	11.27%
27-Nov-24	14,197,686,607.31	1,941.45	11.51%	11.70%	11.62%	11.84%	11.28%

Fecha	Patrimonio neto del Fondo	Valor Cuota	Rentabilidad				
			30 días	60 días	90 días	180 días	365 días
26-Nov-24	14,171,151,732.70	1,940.77	11.46%	11.68%	11.62%	11.82%	11.27%
25-Nov-24	14,362,680,063.64	1,940.19	11.49%	11.69%	11.63%	11.82%	11.27%
24-Nov-24	14,497,562,302.74	1,939.54	11.46%	11.67%	11.62%	11.81%	11.26%
23-Nov-24	14,493,134,652.99	1,938.94	11.47%	11.67%	11.65%	11.80%	11.25%
22-Nov-24	14,488,690,732.16	1,938.35	11.53%	11.68%	11.68%	11.81%	11.25%
21-Nov-24	14,334,173,421.11	1,937.76	11.55%	11.68%	11.69%	11.80%	11.24%
20-Nov-24	14,218,291,232.56	1,937.14	11.53%	11.68%	11.68%	11.80%	11.28%
19-Nov-24	14,072,160,284.20	1,936.47	11.50%	11.66%	11.68%	11.77%	11.27%
18-Nov-24	14,178,494,913.20	1,935.81	11.47%	11.65%	11.74%	11.76%	11.26%
17-Nov-24	13,884,203,774.49	1,935.11	11.42%	11.62%	11.74%	11.76%	11.25%
16-Nov-24	13,879,996,637.30	1,934.52	11.43%	11.63%	11.74%	11.75%	11.25%
15-Nov-24	13,875,762,558.95	1,933.93	11.44%	11.63%	11.62%	11.74%	11.24%
14-Nov-24	14,316,927,422.02	1,933.37	11.47%	11.65%	11.63%	11.74%	11.24%
13-Nov-24	14,310,119,665.68	1,932.79	11.48%	11.65%	11.64%	11.73%	11.23%
12-Nov-24	14,290,105,691.67	1,932.20	11.48%	11.66%	11.64%	11.73%	11.23%
11-Nov-24	14,498,970,959.10	1,931.63	11.51%	11.67%	11.65%	11.73%	11.22%
10-Nov-24	14,332,930,252.43	1,931.03	11.51%	11.67%	11.63%	11.73%	11.22%
9-Nov-24	14,328,565,561.76	1,930.44	11.54%	11.68%	11.65%	11.73%	11.21%
8-Nov-24	14,324,200,658.41	1,929.86	11.58%	11.68%	11.68%	11.71%	11.21%
7-Nov-24	13,912,037,643.07	1,929.26	11.59%	11.69%	11.69%	11.70%	11.20%
6-Nov-24	13,920,738,514.43	1,928.68	11.61%	11.70%	11.69%	11.70%	11.20%
5-Nov-24	13,794,645,143.65	1,928.09	11.66%	11.71%	11.70%	11.70%	11.19%
4-Nov-24	13,656,409,961.69	1,927.46	11.65%	11.71%	11.71%	11.69%	11.19%
3-Nov-24	13,652,136,283.38	1,926.86	11.65%	11.72%	11.73%	11.68%	11.18%
2-Nov-24	13,647,841,562.51	1,926.25	11.68%	11.72%	11.73%	11.67%	11.18%
1-Nov-24	13,643,522,216.47	1,925.64	11.71%	11.73%	11.73%	11.66%	11.17%
31-Oct-24	13,047,080,701.83	1,925.02	11.72%	11.75%	11.72%	11.65%	11.16%
30-Oct-24	13,253,693,565.42	1,924.46	11.77%	11.76%	11.73%	11.65%	11.16%
29-Oct-24	13,029,022,602.14	1,923.85	11.77%	11.75%	11.75%	11.63%	11.15%
28-Oct-24	13,269,923,725.93	1,923.27	11.79%	11.79%	11.76%	11.62%	11.15%
27-Oct-24	12,921,783,812.49	1,922.65	11.79%	11.79%	11.76%	11.63%	11.14%
26-Oct-24	12,917,698,019.14	1,922.04	11.79%	11.79%	11.76%	11.56%	11.13%
25-Oct-24	12,913,612,026.57	1,921.44	11.77%	11.82%	11.76%	11.55%	11.13%
24-Oct-24	12,698,843,691.17	1,920.83	11.75%	11.86%	11.76%	11.55%	11.12%
23-Oct-24	12,662,253,180.34	1,920.16	11.71%	11.84%	11.74%	11.53%	11.11%
22-Oct-24	12,444,686,371.43	1,919.55	11.71%	11.84%	11.74%	11.57%	11.10%
21-Oct-24	12,325,991,908.59	1,918.95	11.72%	11.86%	11.74%	11.56%	11.09%
20-Oct-24	12,165,139,913.63	1,918.34	11.72%	11.96%	11.75%	11.51%	11.09%
19-Oct-24	12,161,253,099.71	1,917.73	11.72%	11.99%	11.74%	11.46%	11.08%
18-Oct-24	12,157,366,096.46	1,917.11	11.71%	11.98%	11.74%	11.45%	11.07%
17-Oct-24	12,177,741,843.66	1,916.51	11.71%	11.79%	11.74%	11.45%	11.07%
16-Oct-24	12,084,986,590.63	1,915.91	11.70%	11.79%	11.74%	11.44%	11.13%
15-Oct-24	12,048,848,741.79	1,915.31	11.71%	11.80%	11.76%	11.46%	11.13%
14-Oct-24	12,401,806,517.86	1,914.73	11.72%	11.81%	11.76%	11.47%	11.12%
13-Oct-24	12,844,988,026.90	1,914.14	11.74%	11.81%	11.79%	11.42%	11.12%
12-Oct-24	12,840,946,321.05	1,913.54	11.73%	11.78%	11.79%	11.43%	11.11%
11-Oct-24	12,836,883,654.36	1,912.93	11.72%	11.80%	11.79%	11.42%	11.11%
10-Oct-24	12,692,360,153.75	1,912.30	11.70%	11.83%	11.78%	11.40%	11.10%
9-Oct-24	12,650,494,800.55	1,911.67	11.68%	11.82%	11.77%	11.39%	11.09%
8-Oct-24	12,460,712,148.63	1,911.05	11.67%	11.82%	11.76%	11.39%	11.08%
7-Oct-24	12,515,579,158.95	1,910.45	11.68%	11.83%	11.76%	11.38%	11.08%

Fecha	Patrimonio neto del Fondo	Valor Cuota	Rentabilidad				
			30 días	60 días	90 días	180 días	365 días
6-Oct-24	12,334,291,428.37	1,909.79	11.65%	11.83%	11.74%	11.36%	11.07%
5-Oct-24	12,330,406,563.26	1,909.19	11.66%	11.85%	11.73%	11.35%	11.06%
4-Oct-24	12,326,521,508.73	1,908.59	11.68%	11.85%	11.73%	11.38%	11.06%
3-Oct-24	12,074,908,200.06	1,907.94	11.65%	11.84%	11.72%	11.37%	11.05%
2-Oct-24	11,907,446,105.74	1,907.29	11.64%	11.82%	11.70%	11.35%	11.04%
1-Oct-24	11,641,108,419.18	1,906.65	11.66%	11.81%	11.69%	11.34%	11.03%
30-Sep-24	11,309,410,695.01	1,906.01	11.64%	11.82%	11.68%	11.32%	11.02%
29-Sep-24	11,497,935,434.30	1,905.42	11.62%	11.84%	11.68%	11.31%	11.02%
28-Sep-24	11,494,271,196.45	1,904.81	11.68%	11.83%	11.67%	11.24%	11.01%
27-Sep-24	11,490,606,779.61	1,904.21	11.68%	11.83%	11.67%	11.23%	11.00%
26-Sep-24	11,872,460,742.96	1,903.60	11.68%	11.83%	11.66%	11.22%	11.00%
25-Sep-24	12,152,545,310.32	1,903.03	11.76%	11.83%	11.66%	11.21%	10.99%
24-Sep-24	12,623,034,988.40	1,902.45	11.86%	11.84%	11.67%	11.19%	10.99%
23-Sep-24	12,619,026,567.66	1,901.85	11.86%	11.84%	11.66%	11.18%	10.98%
22-Sep-24	12,585,942,580.76	1,901.25	11.86%	11.84%	11.65%	11.17%	10.98%
21-Sep-24	12,581,937,283.34	1,900.64	11.89%	11.86%	11.64%	11.23%	10.97%
20-Sep-24	12,577,931,790.32	1,900.04	12.08%	11.84%	11.64%	11.22%	10.96%
19-Sep-24	12,076,393,982.65	1,899.42	12.14%	11.84%	11.63%	11.21%	10.96%
18-Sep-24	12,127,707,150.67	1,898.83	12.12%	11.83%	11.62%	11.19%	10.95%
17-Sep-24	12,220,364,115.99	1,898.24	11.76%	11.83%	11.61%	11.17%	10.94%
16-Sep-24	12,351,763,154.69	1,897.66	11.77%	11.86%	11.60%	11.16%	10.94%
15-Sep-24	12,350,771,730.02	1,897.05	11.77%	11.87%	11.61%	11.16%	10.93%
14-Sep-24	12,346,887,651.32	1,896.46	11.78%	11.90%	11.60%	11.15%	10.92%
13-Sep-24	12,342,941,757.78	1,895.85	11.77%	11.89%	11.59%	11.14%	10.92%
12-Sep-24	12,617,332,702.06	1,895.27	11.71%	11.90%	11.59%	11.13%	10.91%
11-Sep-24	12,718,307,928.69	1,894.68	11.76%	11.90%	11.58%	11.11%	10.91%
10-Sep-24	12,631,897,736.03	1,894.08	11.85%	11.89%	11.57%	11.09%	10.91%
9-Sep-24	12,701,200,255.89	1,893.49	11.85%	11.89%	11.57%	11.07%	10.90%
8-Sep-24	12,592,206,372.01	1,892.89	11.85%	11.88%	11.56%	11.06%	10.89%
7-Sep-24	12,588,186,162.56	1,892.29	11.86%	11.87%	11.59%	11.07%	10.88%
6-Sep-24	12,584,165,757.10	1,891.68	11.91%	11.86%	11.58%	11.05%	10.87%
5-Sep-24	12,125,214,146.32	1,891.06	11.93%	11.85%	11.56%	11.04%	10.87%
4-Sep-24	12,216,233,153.10	1,890.44	11.90%	11.83%	11.55%	11.02%	10.86%
3-Sep-24	12,144,311,540.05	1,889.84	11.91%	11.82%	11.54%	11.01%	10.85%
2-Sep-24	11,818,534,294.93	1,889.21	11.89%	11.81%	11.52%	10.96%	10.84%
1-Sep-24	11,512,364,272.21	1,888.55	11.84%	11.79%	11.49%	10.94%	10.83%
31-Aug-24	11,508,745,954.01	1,887.96	11.89%	11.78%	11.48%	10.93%	10.83%
30-Aug-24	11,505,304,394.28	1,887.39	11.94%	11.78%	11.49%	10.93%	10.82%
29-Aug-24	11,459,998,491.21	1,886.70	11.86%	11.75%	11.46%	10.90%	10.81%
28-Aug-24	11,676,718,071.34	1,886.10	11.86%	11.74%	11.44%	10.89%	10.81%
27-Aug-24	11,608,492,975.37	1,885.50	11.86%	11.73%	11.43%	10.92%	10.80%
26-Aug-24	11,689,676,607.67	1,884.80	11.78%	11.70%	11.39%	10.90%	10.79%
25-Aug-24	11,500,986,409.65	1,884.09	11.70%	11.65%	11.36%	10.88%	10.78%
24-Aug-24	11,497,358,248.72	1,883.49	11.71%	11.64%	11.32%	10.86%	10.77%
23-Aug-24	11,493,729,910.88	1,882.90	11.72%	11.62%	11.34%	10.86%	10.76%
22-Aug-24	11,143,783,389.05	1,882.26	11.71%	11.60%	11.32%	10.84%	10.76%
21-Aug-24	11,225,060,331.23	1,881.35	11.48%	11.49%	11.23%	10.79%	10.73%
20-Aug-24	11,209,213,081.49	1,880.66	11.42%	11.44%	11.17%	10.76%	10.72%
19-Aug-24	11,354,115,836.82	1,880.10	11.43%	11.43%	11.17%	10.76%	10.72%
18-Aug-24	11,038,916,324.24	1,880.07	11.79%	11.61%	11.31%	10.81%	10.75%
17-Aug-24	11,035,398,818.31	1,879.47	11.84%	11.61%	11.29%	10.80%	10.74%

Fecha	Patrimonio neto del Fondo	Valor Cuota	Rentabilidad				
			30 días	60 días	90 días	180 días	365 días
16-Aug-24	11,031,881,140.88	1,878.87	11.85%	11.60%	11.26%	10.78%	10.73%
15-Aug-24	11,028,363,291.94	1,878.27	11.90%	11.59%	11.24%	10.76%	10.73%
14-Aug-24	11,265,713,849.91	1,877.69	11.90%	11.58%	11.23%	10.75%	10.73%
13-Aug-24	11,150,517,783.43	1,877.20	11.98%	11.60%	11.24%	10.76%	10.73%
12-Aug-24	11,282,709,033.27	1,876.54	11.92%	11.56%	11.22%	10.73%	10.72%
11-Aug-24	10,992,324,781.35	1,875.81	11.82%	11.51%	11.20%	10.71%	10.71%
10-Aug-24	10,988,869,981.60	1,875.22	11.81%	11.51%	11.18%	10.68%	10.70%
9-Aug-24	10,985,415,013.03	1,874.63	11.80%	11.55%	11.15%	10.66%	10.70%
8-Aug-24	11,059,901,529.48	1,874.02	11.78%	11.53%	11.12%	10.65%	10.69%
7-Aug-24	11,161,040,907.75	1,873.35	11.70%	11.48%	11.09%	10.62%	10.68%
6-Aug-24	11,020,986,468.23	1,872.70	11.65%	11.45%	11.07%	10.60%	10.67%
5-Aug-24	11,322,811,388.48	1,872.12	11.65%	11.44%	11.06%	10.61%	10.67%
4-Aug-24	11,036,892,612.77	1,871.51	11.62%	11.42%	11.04%	10.65%	10.66%
3-Aug-24	11,033,480,696.93	1,870.93	11.63%	11.40%	11.02%	10.64%	10.66%
2-Aug-24	11,030,014,731.38	1,870.34	11.61%	11.39%	11.01%	10.63%	10.65%
1-Aug-24	10,476,111,760.91	1,869.69	11.57%	11.37%	10.98%	10.61%	10.65%
31-Jul-24	10,059,388,846.10	1,869.06	11.52%	11.34%	10.95%	10.59%	10.64%
30-Jul-24	10,145,627,764.80	1,868.48	11.53%	11.32%	10.91%	10.59%	10.64%
29-Jul-24	10,323,904,585.50	1,867.89	11.51%	11.30%	10.89%	10.55%	10.63%
28-Jul-24	10,226,131,681.58	1,867.30	11.49%	11.28%	10.92%	10.54%	10.63%
27-Jul-24	10,222,956,659.21	1,866.72	11.51%	11.27%	10.79%	10.55%	10.63%
26-Jul-24	10,219,781,482.03	1,866.14	11.49%	11.22%	10.77%	10.53%	10.62%
25-Jul-24	10,097,320,946.12	1,865.53	11.45%	11.24%	10.75%	10.52%	10.62%
24-Jul-24	10,052,196,468.32	1,864.94	11.41%	11.22%	10.73%	10.50%	10.61%
23-Jul-24	9,965,390,012.37	1,864.31	11.39%	11.19%	10.80%	10.49%	10.60%
22-Jul-24	10,102,837,749.67	1,863.76	11.38%	11.14%	10.79%	10.49%	10.60%
21-Jul-24	9,998,575,406.11	1,863.16	11.34%	11.12%	10.70%	10.48%	10.60%
20-Jul-24	9,995,535,814.78	1,862.60	11.33%	11.15%	10.60%	10.49%	10.59%
19-Jul-24	9,992,466,075.20	1,862.02	11.31%	11.14%	10.59%	10.48%	10.59%
18-Jul-24	10,011,597,077.83	1,861.35	11.27%	11.06%	10.56%	10.46%	10.58%
17-Jul-24	10,071,354,674.59	1,860.75	11.25%	11.04%	10.54%	10.44%	10.58%
16-Jul-24	9,883,881,992.04	1,860.08	11.16%	10.99%	10.56%	10.43%	10.57%
15-Jul-24	9,851,888,610.45	1,859.50	11.14%	10.97%	10.57%	10.43%	10.57%
14-Jul-24	9,856,073,682.28	1,858.90	11.10%	10.95%	10.48%	10.40%	10.57%
13-Jul-24	9,853,081,244.24	1,858.33	11.09%	10.97%	10.50%	10.39%	10.56%
12-Jul-24	9,850,088,661.20	1,857.77	11.10%	10.95%	10.48%	10.38%	10.56%
11-Jul-24	9,890,283,996.11	1,857.20	11.09%	10.90%	10.47%	10.37%	10.56%
10-Jul-24	9,888,455,947.76	1,856.63	11.19%	10.89%	10.45%	10.36%	10.56%
9-Jul-24	9,786,201,291.20	1,856.06	11.17%	10.86%	10.45%	10.36%	10.55%
8-Jul-24	9,913,088,849.18	1,855.50	11.16%	10.87%	10.44%	10.38%	10.55%
7-Jul-24	9,746,109,034.13	1,854.93	11.14%	10.86%	10.42%	10.38%	10.55%
6-Jul-24	9,743,156,096.75	1,854.37	11.12%	10.84%	10.40%	10.37%	10.55%
5-Jul-24	9,740,203,015.27	1,853.81	11.11%	10.81%	10.47%	10.36%	10.55%
4-Jul-24	9,671,045,583.89	1,853.22	11.07%	10.80%	10.45%	10.35%	10.54%
3-Jul-24	9,669,768,738.38	1,852.66	11.06%	10.78%	10.44%	10.34%	10.54%
2-Jul-24	9,424,294,931.62	1,852.08	11.07%	10.76%	10.42%	10.33%	10.54%
1-Jul-24	9,412,838,619.42	1,851.52	11.05%	10.70%	10.40%	10.32%	10.54%
30-Jun-24	9,163,914,063.15	1,850.94	11.01%	10.67%	10.38%	10.32%	10.54%
29-Jun-24	9,161,190,211.76	1,850.39	10.98%	10.72%	10.24%	10.31%	10.54%
28-Jun-24	9,158,474,728.02	1,849.84	10.97%	10.53%	10.24%	10.30%	10.54%
27-Jun-24	9,200,791,213.33	1,849.22	10.92%	10.50%	10.21%	10.29%	10.54%

Fecha	Patrimonio neto del Fondo	Valor Cuota	Rentabilidad				
			30 días	60 días	90 días	180 días	365 días
26-Jun-24	9,442,542,577.06	1,848.68	10.85%	10.49%	10.19%	10.28%	10.54%
25-Jun-24	9,619,348,341.21	1,848.14	10.93%	10.48%	10.17%	10.30%	10.54%
24-Jun-24	9,740,764,439.55	1,847.61	10.92%	10.60%	10.16%	10.22%	10.54%
23-Jun-24	9,593,651,477.94	1,847.02	10.89%	10.58%	10.14%	10.19%	10.54%
22-Jun-24	9,590,873,860.72	1,846.49	10.80%	10.46%	10.27%	10.18%	10.54%
21-Jun-24	9,588,096,108.00	1,845.95	10.80%	10.33%	10.26%	10.18%	10.54%
20-Jun-24	9,590,658,138.61	1,845.41	10.87%	10.32%	10.24%	10.17%	10.54%
19-Jun-24	9,575,570,847.27	1,844.87	10.86%	10.31%	10.23%	10.16%	10.54%
18-Jun-24	9,552,074,589.18	1,844.27	10.75%	10.29%	10.17%	10.22%	10.54%
17-Jun-24	9,587,653,183.18	1,843.71	10.72%	10.35%	10.15%	10.28%	10.53%
16-Jun-24	9,531,260,948.76	1,843.17	10.71%	10.38%	10.16%	10.27%	10.54%
15-Jun-24	9,528,467,560.49	1,842.63	10.70%	10.26%	10.15%	10.28%	10.54%
14-Jun-24	9,525,674,035.96	1,842.09	10.69%	10.29%	10.14%	10.28%	10.54%
13-Jun-24	9,558,863,721.97	1,841.55	10.76%	10.28%	10.13%	10.27%	10.54%
12-Jun-24	9,383,335,961.89	1,840.98	10.71%	10.25%	10.10%	10.26%	10.54%
11-Jun-24	9,320,033,718.35	1,840.42	10.62%	10.23%	10.05%	10.26%	10.54%
10-Jun-24	9,493,018,537.66	1,839.71	10.48%	10.19%	9.99%	10.23%	10.53%
9-Jun-24	9,655,626,333.32	1,839.17	10.45%	10.16%	9.98%	10.22%	10.53%
8-Jun-24	9,652,860,362.69	1,838.64	10.49%	10.15%	10.01%	10.22%	10.53%
7-Jun-24	9,650,071,118.34	1,838.11	10.48%	10.13%	10.00%	10.23%	10.53%
6-Jun-24	9,556,224,241.06	1,837.57	10.46%	10.24%	9.98%	10.22%	10.53%
5-Jun-24	9,478,901,243.05	1,837.04	10.43%	10.23%	9.97%	10.22%	10.53%
4-Jun-24	9,512,873,780.44	1,836.51	10.43%	10.22%	9.96%	10.21%	10.54%
3-Jun-24	9,700,622,137.17	1,835.98	10.41%	10.20%	9.88%	10.20%	10.54%
2-Jun-24	9,614,925,125.41	1,835.38	10.34%	10.16%	9.85%	10.19%	10.53%
1-Jun-24	9,612,221,253.66	1,834.86	10.26%	10.15%	9.84%	10.18%	10.53%
31-May-24	9,609,517,250.00	1,834.34	10.24%	9.96%	9.84%	10.19%	10.53%
30-May-24	9,732,107,099.04	1,833.84	10.37%	9.97%	9.83%	10.19%	10.54%
29-May-24	9,729,308,899.65	1,833.31	10.01%	9.94%	9.82%	10.18%	10.54%
28-May-24	9,475,347,402.18	1,832.77	9.98%	9.91%	9.90%	10.17%	10.54%
27-May-24	9,490,324,399.37	1,832.35	10.04%	9.93%	9.90%	10.20%	10.55%
26-May-24	9,190,421,170.37	1,831.68	9.93%	9.87%	9.87%	10.18%	10.54%
25-May-24	9,187,811,635.27	1,831.16	10.18%	9.86%	9.85%	10.17%	10.54%
24-May-24	9,185,201,972.86	1,830.64	10.18%	10.05%	9.86%	10.16%	10.54%
23-May-24	9,116,168,759.78	1,830.24	10.02%	10.07%	9.87%	10.17%	10.55%
22-May-24	9,125,177,723.52	1,829.71	9.77%	10.06%	9.86%	10.17%	10.55%
21-May-24	9,083,799,541.10	1,829.07	9.69%	10.00%	9.81%	10.15%	10.55%
20-May-24	9,291,327,336.55	1,828.55	9.68%	9.94%	9.80%	10.23%	10.55%
19-May-24	9,427,239,218.25	1,828.12	9.73%	9.95%	9.82%	10.24%	10.55%
18-May-24	9,424,575,436.47	1,827.60	9.90%	9.98%	9.80%	10.23%	10.56%
17-May-24	9,421,911,524.75	1,827.08	9.95%	9.97%	9.78%	10.22%	10.56%
16-May-24	9,266,535,122.19	1,826.56	9.73%	9.95%	9.77%	10.22%	10.56%
15-May-24	9,179,888,840.00	1,826.04	9.81%	9.94%	9.76%	10.21%	10.56%
14-May-24	9,178,853,061.38	1,825.40	9.71%	9.88%	9.73%	10.19%	10.56%
13-May-24	9,447,466,696.07	1,824.92	9.71%	9.83%	9.71%	10.19%	10.56%
12-May-24	9,407,391,068.54	1,824.50	9.75%	9.83%	9.74%	10.20%	10.57%
11-May-24	9,404,821,763.07	1,824.00	9.81%	9.83%	9.69%	10.19%	10.57%
10-May-24	9,402,252,332.45	1,823.50	9.78%	9.89%	9.68%	10.19%	10.57%
9-May-24	9,431,034,259.04	1,822.93	9.72%	9.85%	9.65%	10.18%	10.57%
8-May-24	9,401,547,688.29	1,822.41	9.70%	9.83%	9.64%	10.17%	10.57%
7-May-24	9,374,651,696.36	1,821.90	9.94%	9.82%	9.63%	10.17%	10.57%

Fecha	Patrimonio neto del Fondo	Valor Cuota	Rentabilidad				
			30 días	60 días	90 días	180 días	365 días
6-May-24	9,774,421,529.44	1,821.43	9.95%	9.82%	9.66%	10.18%	10.58%
5-May-24	9,431,649,922.98	1,820.90	9.92%	9.70%	9.75%	10.17%	10.58%
4-May-24	9,429,093,832.26	1,820.41	9.91%	9.69%	9.75%	10.17%	10.59%
3-May-24	9,426,501,963.09	1,819.91	9.89%	9.68%	9.74%	10.16%	10.59%
2-May-24	9,361,944,519.86	1,819.52	9.96%	9.72%	9.76%	10.17%	10.60%
1-May-24	9,147,884,597.71	1,819.03	9.59%	9.72%	9.76%	10.17%	10.60%
30-Apr-24	9,201,465,773.19	1,818.34	9.48%	9.64%	9.72%	10.14%	10.59%
29-Apr-24	9,409,997,683.40	1,818.36	9.80%	9.94%	9.79%	10.20%	10.63%
28-Apr-24	9,407,419,891.32	1,817.86	9.77%	9.92%	9.78%	10.20%	10.63%
27-Apr-24	9,404,826,473.45	1,817.36	9.74%	9.92%	9.81%	10.19%	10.64%
26-Apr-24	9,402,232,929.06	1,816.85	9.73%	9.91%	9.80%	10.19%	10.64%
25-Apr-24	9,440,952,867.54	1,815.97	9.46%	9.80%	9.70%	10.14%	10.62%
24-Apr-24	9,483,364,092.93	1,815.46	9.84%	9.78%	9.69%	10.14%	10.62%
23-Apr-24	9,555,153,895.89	1,815.28	10.04%	9.88%	9.76%	10.17%	10.64%
22-Apr-24	9,599,836,482.94	1,815.14	10.26%	9.97%	9.85%	10.21%	10.66%
21-Apr-24	9,649,564,669.22	1,814.63	10.23%	9.96%	9.86%	10.19%	10.67%
20-Apr-24	9,646,855,619.26	1,814.12	10.12%	9.96%	9.88%	10.19%	10.67%
19-Apr-24	9,644,146,437.14	1,813.61	10.08%	9.93%	9.87%	10.19%	10.67%
18-Apr-24	9,860,391,413.51	1,812.85	9.98%	9.82%	9.80%	10.15%	10.66%
17-Apr-24	10,461,491,125.60	1,812.26	9.91%	9.77%	9.77%	10.13%	10.66%
16-Apr-24	10,374,997,976.87	1,812.07	10.10%	9.87%	9.86%	10.17%	10.68%
15-Apr-24	11,336,134,151.77	1,811.44	9.99%	9.82%	9.84%	10.28%	10.67%
14-Apr-24	11,578,950,888.17	1,810.96	9.98%	9.80%	9.80%	10.28%	10.68%
13-Apr-24	11,575,852,689.83	1,810.47	9.87%	9.83%	9.79%	10.29%	10.68%
12-Apr-24	11,572,754,340.32	1,809.99	9.84%	9.75%	9.79%	10.29%	10.68%
11-Apr-24	10,031,134,920.20	1,809.41	9.78%	9.71%	9.76%	10.28%	10.68%
10-Apr-24	9,994,749,178.76	1,808.96	9.91%	9.71%	9.76%	10.28%	10.69%
9-Apr-24	9,897,329,253.22	1,808.48	9.89%	9.70%	9.79%	10.27%	10.69%
8-Apr-24	9,959,540,473.76	1,808.00	9.89%	9.70%	9.85%	10.27%	10.70%
7-Apr-24	9,862,678,849.74	1,807.14	9.62%	9.60%	9.77%	10.23%	10.68%
6-Apr-24	9,860,066,210.97	1,806.66	9.62%	9.76%	9.77%	10.23%	10.68%
5-Apr-24	9,857,453,445.80	1,806.18	9.41%	9.75%	9.77%	10.23%	10.68%
4-Apr-24	9,788,315,651.40	1,805.70	9.40%	9.75%	9.76%	10.23%	10.69%
3-Apr-24	9,889,498,103.56	1,805.23	9.40%	9.75%	9.76%	10.23%	10.69%
2-Apr-24	9,988,776,351.10	1,804.74	9.41%	9.75%	9.77%	10.22%	10.69%
1-Apr-24	10,050,546,403.09	1,804.80	9.76%	9.95%	9.89%	10.29%	10.73%
31-Mar-24	9,525,769,477.84	1,804.28	9.72%	9.87%	9.89%	10.28%	10.75%
30-Mar-24	9,523,404,269.25	1,803.83	10.01%	9.87%	9.90%	10.29%	10.75%
29-Mar-24	9,521,005,607.66	1,803.38	10.00%	9.92%	9.90%	10.29%	10.76%
28-Mar-24	9,518,583,017.77	1,802.92	10.02%	9.92%	9.90%	10.29%	10.76%
27-Mar-24	9,273,483,101.98	1,802.44	10.01%	9.91%	9.90%	10.29%	10.76%
26-Mar-24	9,362,439,345.44	1,801.96	10.06%	9.91%	9.94%	10.29%	10.77%
25-Mar-24	9,767,371,603.56	1,800.90	9.65%	9.70%	9.67%	10.21%	10.73%
24-Mar-24	9,849,293,980.66	1,800.42	9.64%	9.73%	9.63%	10.21%	10.74%
23-Mar-24	9,846,751,272.93	1,799.96	9.61%	9.75%	9.64%	10.21%	10.74%
22-Mar-24	9,844,184,136.23	1,799.49	9.60%	9.79%	9.63%	10.21%	10.75%
21-Mar-24	10,111,513,254.42	1,799.15	9.72%	9.83%	9.66%	10.23%	10.77%
20-Mar-24	10,047,182,453.57	1,798.70	9.70%	9.84%	9.66%	10.23%	10.77%
19-Mar-24	10,242,401,175.69	1,798.11	9.59%	9.80%	9.79%	10.21%	10.77%
18-Mar-24	9,561,251,382.29	1,797.62	9.56%	9.82%	9.90%	10.21%	10.77%
17-Mar-24	9,740,135,879.49	1,797.16	9.56%	9.84%	9.91%	10.21%	10.77%

Fecha	Patrimonio neto del Fondo	Valor Cuota	Rentabilidad				
			30 días	60 días	90 días	180 días	365 días
16-Mar-24	9,737,602,784.23	1,796.69	9.58%	9.79%	9.95%	10.21%	10.78%
15-Mar-24	9,735,069,565.37	1,796.22	9.55%	9.78%	9.95%	10.21%	10.78%
14-Mar-24	9,775,778,839.38	1,795.90	9.70%	9.84%	9.99%	10.23%	10.80%
13-Mar-24	9,935,853,015.83	1,795.47	9.58%	9.84%	10.00%	10.23%	10.80%
12-Mar-24	9,797,939,754.25	1,794.99	9.57%	9.84%	10.00%	10.23%	10.81%
11-Mar-24	9,679,217,466.89	1,794.34	9.43%	9.81%	9.95%	10.21%	10.80%
10-Mar-24	9,706,892,591.75	1,793.90	9.43%	9.92%	9.96%	10.22%	9.72%
9-Mar-24	9,704,374,098.06	1,793.43	9.44%	9.93%	9.97%	10.22%	10.81%
8-Mar-24	9,701,855,481.69	1,792.96	9.52%	9.93%	9.99%	10.22%	10.82%
7-Mar-24	9,800,254,020.34	1,792.48	9.81%	9.93%	9.99%	10.21%	10.82%
6-Mar-24	9,806,239,928.37	1,792.32	10.02%	10.03%	10.06%	10.24%	10.84%
5-Mar-24	9,988,280,242.12	1,791.85	10.03%	10.03%	10.06%	10.24%	10.85%
4-Mar-24	10,177,149,120.44	1,791.40	10.03%	10.04%	10.06%	10.24%	10.86%
3-Mar-24	9,618,186,874.03	1,790.90	10.01%	10.03%	10.05%	10.24%	10.84%
2-Mar-24	9,615,719,600.11	1,790.44	10.06%	10.06%	10.06%	10.24%	10.85%
1-Mar-24	9,613,238,483.29	1,789.98	9.93%	10.06%	10.08%	10.24%	10.85%
29-Feb-24	9,452,605,420.78	1,789.12	9.65%	9.92%	9.99%	10.19%	10.83%
28-Feb-24	9,447,403,968.22	1,788.68	9.77%	9.93%	9.99%	10.19%	10.84%
27-Feb-24	9,717,462,830.32	1,788.18	9.74%	9.92%	9.99%	10.19%	10.85%
26-Feb-24	9,714,978,161.51	1,787.73	9.74%	9.99%	10.02%	10.19%	10.85%
25-Feb-24	9,630,858,880.07	1,787.19	9.68%	9.76%	10.01%	10.18%	10.85%
24-Feb-24	9,628,388,088.02	1,786.73	9.68%	9.72%	10.01%	10.19%	10.86%
23-Feb-24	9,625,917,175.39	1,786.28	9.75%	9.72%	10.01%	10.19%	10.86%
22-Feb-24	9,685,021,722.09	1,785.85	9.82%	9.73%	10.02%	10.19%	10.87%
21-Feb-24	9,759,017,814.90	1,785.40	9.90%	9.73%	10.02%	10.20%	10.89%
20-Feb-24	9,707,798,283.67	1,784.89	9.87%	9.72%	10.01%	10.19%	10.89%
19-Feb-24	9,708,230,523.76	1,784.47	9.90%	9.95%	10.19%	10.20%	10.90%
18-Feb-24	9,623,535,767.25	1,784.05	9.93%	10.15%	10.21%	10.21%	10.90%
17-Feb-24	9,621,086,562.06	1,783.60	9.99%	10.16%	10.20%	10.21%	10.90%
16-Feb-24	9,618,620,153.60	1,783.14	10.04%	10.22%	10.20%	10.21%	10.91%
15-Feb-24	9,567,334,301.09	1,782.65	9.92%	10.22%	10.19%	10.21%	10.91%
14-Feb-24	9,694,605,468.63	1,782.23	9.94%	10.24%	10.20%	10.22%	10.92%
13-Feb-24	9,740,523,622.94	1,781.69	9.89%	10.21%	10.19%	10.21%	10.91%
12-Feb-24	9,581,834,591.17	1,781.44	10.03%	10.29%	10.23%	10.25%	10.94%
11-Feb-24	9,774,889,858.22	1,780.99	10.03%	10.29%	10.23%	10.25%	10.93%
10-Feb-24	9,772,448,157.14	1,780.54	10.11%	10.30%	10.24%	10.25%	10.93%
9-Feb-24	9,769,991,752.88	1,780.10	10.33%	10.32%	10.24%	10.26%	10.93%
8-Feb-24	9,523,348,394.38	1,779.62	10.34%	10.35%	10.24%	10.26%	10.95%
7-Feb-24	9,414,675,805.06	1,779.05	10.26%	10.31%	10.21%	10.24%	10.95%
6-Feb-24	9,276,195,766.11	1,778.13	9.96%	10.16%	10.10%	10.19%	10.93%
5-Feb-24	9,222,437,344.61	1,777.69	9.97%	10.16%	10.12%	10.20%	10.93%
4-Feb-24	9,261,829,474.97	1,777.21	9.95%	10.15%	10.11%	10.20%	10.94%
3-Feb-24	9,259,430,346.38	1,776.75	9.97%	10.16%	10.12%	10.20%	10.94%
2-Feb-24	9,257,031,100.82	1,776.28	9.97%	10.16%	10.11%	10.21%	10.94%
1-Feb-24	9,128,775,327.22	1,775.76	9.98%	10.17%	10.10%	10.20%	10.94%
31-Jan-24	9,212,005,732.63	1,775.48	10.11%	10.23%	10.14%	10.22%	10.95%
30-Jan-24	9,565,056,561.10	1,775.04	10.12%	10.23%	10.15%	10.23%	10.97%
29-Jan-24	9,692,154,849.99	1,774.43	10.02%	10.19%	10.11%	10.22%	10.94%
28-Jan-24	9,689,710,629.47	1,773.98	10.03%	10.24%	10.11%	10.22%	10.94%
27-Jan-24	9,687,266,289.86	1,773.54	10.17%	10.25%	10.12%	10.23%	10.94%
26-Jan-24	9,684,812,747.12	1,773.09	9.76%	10.25%	10.12%	10.24%	10.94%

Fecha	Patrimonio neto del Fondo	Valor Cuota	Rentabilidad				
			30 días	60 días	90 días	180 días	365 días
25-Jan-24	9,759,181,465.97	1,772.63	9.67%	10.25%	10.12%	10.24%	10.98%
24-Jan-24	9,893,289,620.85	1,772.08	9.62%	10.22%	10.10%	10.23%	10.99%
23-Jan-24	9,705,189,059.69	1,771.56	9.57%	10.20%	10.08%	10.23%	10.99%
22-Jan-24	9,622,967,937.79	1,770.99	9.49%	10.16%	10.06%	10.22%	10.99%
21-Jan-24	9,724,014,308.59	1,770.53	9.49%	10.42%	10.03%	10.22%	11.00%
20-Jan-24	9,721,482,854.84	1,770.07	9.93%	10.42%	10.03%	10.23%	11.01%
19-Jan-24	9,718,933,916.04	1,769.61	10.27%	10.40%	10.04%	10.23%	11.01%
18-Jan-24	10,183,894,912.38	1,769.07	10.24%	10.38%	10.02%	10.22%	11.01%
17-Jan-24	10,218,433,184.54	1,768.55	10.31%	10.35%	10.00%	10.22%	11.01%
16-Jan-24	10,292,576,110.51	1,768.24	10.43%	10.41%	10.03%	10.24%	11.02%
15-Jan-24	10,135,201,839.99	1,767.80	10.45%	10.41%	10.29%	10.25%	11.03%
14-Jan-24	10,174,669,941.44	1,767.33	10.45%	10.41%	10.30%	10.26%	11.03%
13-Jan-24	10,172,071,036.93	1,766.88	10.47%	10.41%	10.31%	10.26%	11.04%
12-Jan-24	10,169,465,921.40	1,766.42	10.46%	10.41%	10.32%	10.27%	11.04%
11-Jan-24	10,417,965,710.80	1,765.87	10.40%	10.38%	10.30%	10.26%	11.04%
10-Jan-24	10,188,250,204.79	1,765.12	10.23%	10.28%	10.23%	10.24%	11.02%
9-Jan-24	10,191,192,617.98	1,764.63	10.28%	10.26%	10.22%	10.23%	11.02%
8-Jan-24	10,396,242,664.26	1,764.17	10.28%	10.26%	10.22%	10.24%	11.03%
7-Jan-24	10,317,364,243.58	1,763.69	10.27%	10.28%	10.21%	10.24%	11.03%
6-Jan-24	10,314,741,120.16	1,763.24	10.26%	10.27%	10.22%	10.25%	11.03%
5-Jan-24	10,312,087,868.36	1,762.79	10.27%	10.28%	10.22%	10.26%	11.03%
4-Jan-24	9,784,420,713.60	1,762.31	10.26%	10.27%	10.21%	10.26%	11.03%
3-Jan-24	9,733,118,906.55	1,761.85	10.26%	10.26%	10.21%	10.27%	11.01%
2-Jan-24	9,677,924,879.77	1,761.32	10.28%	10.24%	10.20%	10.27%	11.03%
1-Jan-24	9,709,885,805.32	1,760.85	10.26%	10.23%	10.20%	10.27%	11.03%
31-Dec-23	9,707,363,432.96	1,760.40	10.26%	10.23%	10.20%	10.28%	11.04%
30-Dec-23	9,704,845,131.46	1,759.94	10.27%	10.23%	10.20%	10.29%	11.04%
29-Dec-23	9,702,310,835.01	1,759.48	10.37%	10.23%	10.20%	10.30%	11.04%
28-Dec-23	9,516,052,920.44	1,758.84	10.24%	10.17%	10.16%	10.28%	11.03%
27-Dec-23	9,800,739,907.73	1,758.97	10.64%	10.37%	10.29%	10.36%	11.05%
26-Dec-23	9,706,568,573.44	1,758.65	10.74%	10.42%	10.33%	10.39%	11.08%
25-Dec-23	9,679,185,631.49	1,758.18	10.73%	10.42%	10.32%	10.39%	11.10%
24-Dec-23	9,676,710,594.84	1,757.73	10.74%	10.42%	10.32%	10.40%	11.11%
23-Dec-23	9,674,235,437.11	1,757.28	10.74%	10.37%	10.33%	10.41%	11.11%
22-Dec-23	9,671,746,283.27	1,756.83	11.26%	10.38%	10.33%	10.42%	11.11%
21-Dec-23	9,102,769,945.72	1,755.74	10.82%	10.17%	10.18%	10.35%	11.07%
20-Dec-23	9,105,460,091.93	1,754.79	10.45%	9.99%	10.06%	10.30%	11.04%
19-Dec-23	9,093,487,520.23	1,754.30	10.43%	9.98%	10.05%	10.31%	11.04%
18-Dec-23	9,075,325,600.63	1,753.69	10.31%	9.92%	10.01%	10.29%	11.03%
17-Dec-23	8,976,601,915.08	1,753.20	10.29%	10.28%	10.00%	10.30%	11.03%
16-Dec-23	8,974,229,608.11	1,752.74	10.29%	10.30%	10.00%	10.30%	11.03%
15-Dec-23	8,971,857,185.30	1,752.28	10.28%	10.32%	10.00%	10.32%	11.03%
14-Dec-23	8,871,762,698.51	1,751.81	10.27%	10.32%	9.99%	10.32%	11.03%
13-Dec-23	9,273,435,987.09	1,751.36	10.28%	10.32%	10.00%	10.33%	11.05%
12-Dec-23	9,112,497,969.25	1,750.91	10.28%	10.32%	10.00%	10.34%	11.05%
11-Dec-23	9,115,334,073.23	1,750.40	10.24%	10.30%	9.99%	10.34%	11.05%
10-Dec-23	9,137,451,921.94	1,749.84	10.16%	10.26%	9.98%	10.34%	11.04%
9-Dec-23	9,135,068,630.78	1,749.39	10.15%	10.26%	9.97%	10.35%	11.04%
8-Dec-23	9,132,672,486.85	1,748.93	10.20%	10.26%	9.97%	10.35%	11.05%
7-Dec-23	9,383,594,390.50	1,748.50	10.19%	10.28%	9.97%	10.36%	11.04%
6-Dec-23	9,184,943,758.14	1,748.03	10.19%	10.27%	9.96%	10.37%	11.05%

Fecha	Patrimonio neto del Fondo	Valor Cuota	Rentabilidad				
			30 días	60 días	90 días	180 días	365 días
5-Dec-23	9,211,453,249.44	1,747.57	10.19%	10.27%	9.96%	10.38%	11.05%
4-Dec-23	9,202,709,471.90	1,747.11	10.18%	10.26%	9.95%	10.39%	11.05%
3-Dec-23	9,292,993,510.79	1,746.57	10.11%	10.24%	9.93%	10.39%	11.05%
2-Dec-23	9,290,615,754.54	1,746.12	10.12%	10.24%	9.93%	10.40%	11.05%
1-Dec-23	9,288,237,881.57	1,745.68	10.12%	10.25%	9.93%	10.40%	11.05%
30-Nov-23	9,037,693,938.10	1,745.20	10.11%	10.24%	9.93%	10.41%	11.05%
29-Nov-23	8,943,000,853.02	1,744.61	10.01%	10.19%	9.89%	10.40%	11.04%
28-Nov-23	8,980,145,426.64	1,744.16	10.01%	10.19%	9.89%	10.40%	11.04%
27-Nov-23	8,991,731,695.80	1,743.71	10.01%	10.19%	9.90%	10.42%	11.04%
26-Nov-23	8,919,292,430.93	1,743.26	10.01%	10.19%	9.90%	10.42%	11.05%
25-Nov-23	8,916,984,029.94	1,742.81	10.01%	10.19%	9.90%	10.43%	11.05%
24-Nov-23	8,914,675,515.81	1,742.36	10.02%	10.19%	9.91%	10.44%	11.05%
23-Nov-23	8,879,562,223.35	1,741.91	9.92%	10.19%	9.91%	10.45%	11.05%
22-Nov-23	8,758,686,050.15	1,740.72	9.42%	9.93%	9.74%	10.37%	11.01%
21-Nov-23	8,714,487,711.48	1,740.26	9.44%	9.93%	9.74%	10.38%	11.01%
20-Nov-23	8,644,938,826.96	1,739.85	9.46%	9.94%	9.75%	10.39%	11.02%
19-Nov-23	8,648,846,062.53	1,739.40	9.45%	9.94%	9.75%	10.40%	11.01%
18-Nov-23	8,646,612,947.41	1,738.95	9.45%	9.93%	9.76%	10.40%	11.01%
17-Nov-23	8,644,379,723.22	1,738.50	10.18%	9.93%	9.76%	10.41%	11.02%
16-Nov-23	8,469,208,014.89	1,738.04	10.23%	9.93%	9.76%	10.42%	11.02%
15-Nov-23	8,488,055,046.17	1,737.59	10.26%	9.93%	9.77%	10.43%	11.02%
14-Nov-23	8,608,361,383.01	1,737.15	10.29%	9.94%	9.77%	10.44%	11.02%
13-Nov-23	8,475,386,488.69	1,736.70	10.28%	9.94%	9.79%	10.45%	11.02%
12-Nov-23	8,396,200,429.37	1,736.24	10.27%	9.94%	9.79%	10.45%	11.01%
11-Nov-23	8,394,050,179.95	1,735.80	10.27%	9.97%	9.80%	10.46%	11.02%
10-Nov-23	8,391,899,825.34	1,735.35	10.27%	9.96%	9.81%	10.47%	11.02%
9-Nov-23	8,329,908,896.39	1,734.92	10.29%	9.96%	9.81%	10.48%	11.01%
8-Nov-23	8,284,906,163.99	1,734.39	10.24%	9.92%	9.80%	10.48%	11.01%
7-Nov-23	8,289,977,421.83	1,733.98	10.28%	9.93%	9.81%	10.49%	11.02%
6-Nov-23	8,179,723,713.68	1,733.50	10.26%	9.92%	9.81%	10.50%	11.02%
5-Nov-23	8,177,639,629.47	1,733.06	10.26%	9.92%	9.82%	10.51%	11.02%
4-Nov-23	8,175,555,443.71	1,732.62	10.27%	9.92%	9.82%	10.52%	11.02%
3-Nov-23	8,173,463,690.98	1,732.18	10.28%	9.92%	9.83%	10.53%	11.02%
2-Nov-23	8,095,736,784.25	1,731.72	10.28%	9.92%	9.84%	10.54%	11.02%
1-Nov-23	8,004,711,069.75	1,731.27	10.29%	9.92%	9.84%	10.55%	11.02%
31-Oct-23	7,975,395,566.93	1,730.82	10.28%	9.91%	9.85%	10.56%	11.02%
30-Oct-23	7,802,468,765.40	1,730.37	10.28%	9.91%	9.86%	10.56%	11.02%
29-Oct-23	7,859,824,401.92	1,729.93	10.28%	9.92%	9.86%	10.58%	11.02%
28-Oct-23	7,857,796,813.09	1,729.48	10.29%	9.92%	9.88%	10.60%	11.02%
27-Oct-23	7,855,769,124.92	1,729.03	10.28%	9.93%	9.89%	10.60%	11.02%
26-Oct-23	7,806,053,981.88	1,728.58	10.28%	9.93%	9.90%	10.61%	11.02%
25-Oct-23	7,533,556,000.38	1,728.12	10.28%	9.93%	9.90%	10.62%	11.03%
24-Oct-23	7,540,825,617.07	1,727.82	10.38%	9.99%	9.94%	10.65%	11.03%
23-Oct-23	7,587,887,552.63	1,727.35	10.36%	9.98%	9.94%	10.65%	11.03%
22-Oct-23	7,502,261,752.95	1,726.87	10.33%	9.97%	9.94%	10.65%	11.03%
21-Oct-23	7,500,361,309.71	1,726.43	10.34%	9.98%	9.95%	10.66%	11.03%
20-Oct-23	7,498,460,773.91	1,725.99	10.35%	9.99%	9.96%	10.67%	11.03%
19-Oct-23	7,457,779,484.51	1,725.54	10.33%	10.00%	9.97%	10.68%	11.03%
18-Oct-23	7,463,394,300.73	1,724.07	9.60%	9.64%	9.72%	10.56%	10.96%
17-Oct-23	7,459,656,847.02	1,723.55	9.56%	9.62%	9.72%	10.56%	10.96%
16-Oct-23	7,369,854,811.28	1,723.06	9.52%	9.61%	9.72%	10.57%	10.95%

Fecha	Patrimonio neto del Fondo	Valor Cuota	Rentabilidad				
			30 días	60 días	90 días	180 días	365 días
15-Oct-23	7,289,312,505.28	1,722.59	9.50%	9.62%	9.73%	10.57%	10.95%
14-Oct-23	7,287,453,444.10	1,722.15	9.52%	9.63%	9.74%	10.58%	10.95%
13-Oct-23	7,285,594,291.98	1,721.71	9.52%	9.64%	9.76%	10.59%	10.95%
12-Oct-23	7,334,979,021.90	1,721.27	9.58%	9.65%	9.77%	10.60%	10.95%
11-Oct-23	7,375,163,367.04	1,720.82	9.56%	9.65%	9.78%	10.61%	10.95%
10-Oct-23	7,332,760,878.14	1,720.37	9.55%	9.66%	9.78%	10.61%	10.95%
9-Oct-23	7,306,573,315.42	1,719.91	9.52%	9.66%	9.79%	10.63%	10.94%
8-Oct-23	7,342,420,904.09	1,719.45	9.49%	9.67%	9.80%	10.63%	10.94%
7-Oct-23	7,340,530,206.20	1,719.01	9.50%	9.68%	9.81%	10.64%	10.94%
6-Oct-23	7,338,639,415.60	1,718.57	9.50%	9.68%	9.83%	10.65%	10.94%
5-Oct-23	7,358,827,832.83	1,718.12	9.50%	9.70%	9.84%	10.66%	10.94%
4-Oct-23	7,255,343,666.81	1,717.67	9.49%	9.70%	9.85%	10.67%	10.93%
3-Oct-23	7,314,909,810.98	1,717.22	9.48%	9.71%	9.86%	10.67%	10.93%
2-Oct-23	7,118,018,965.76	1,716.75	9.46%	9.72%	9.87%	10.68%	10.93%
1-Oct-23	7,104,610,293.53	1,716.31	9.46%	9.73%	9.89%	10.69%	10.93%
30-Sep-23	7,102,794,218.55	1,715.87	9.47%	9.73%	9.91%	10.70%	10.93%
29-Sep-23	7,100,965,584.33	1,715.43	9.47%	9.75%	9.93%	10.73%	10.93%
28-Sep-23	6,994,984,407.88	1,714.98	9.47%	9.77%	9.94%	10.74%	10.93%
27-Sep-23	7,200,723,969.92	1,714.55	9.49%	9.78%	9.96%	10.75%	10.93%
26-Sep-23	7,116,398,747.91	1,714.10	9.50%	9.79%	9.98%	10.75%	10.93%
25-Sep-23	6,958,583,985.37	1,713.64	9.50%	9.79%	9.98%	10.76%	10.92%
24-Sep-23	7,177,490,515.79	1,713.21	9.52%	9.81%	10.00%	10.77%	10.92%
23-Sep-23	7,175,636,255.29	1,712.77	9.52%	9.81%	10.02%	10.77%	10.92%
22-Sep-23	7,173,781,904.03	1,712.32	9.53%	9.83%	10.04%	10.79%	10.92%
21-Sep-23	7,113,226,217.71	1,711.88	9.54%	9.84%	10.06%	10.79%	10.92%
20-Sep-23	7,188,908,179.06	1,711.44	9.56%	9.85%	10.07%	10.80%	10.92%
19-Sep-23	7,336,729,623.60	1,711.01	9.59%	9.87%	10.10%	10.83%	10.92%
18-Sep-23	7,491,603,438.73	1,710.57	9.60%	9.89%	10.11%	10.84%	10.92%
17-Sep-23	7,316,904,263.79	1,710.12	9.60%	9.90%	10.13%	10.84%	10.91%
16-Sep-23	7,315,021,272.89	1,709.68	9.61%	9.92%	10.13%	10.85%	10.91%
15-Sep-23	7,313,128,676.11	1,709.23	9.66%	9.94%	10.16%	10.86%	10.91%
14-Sep-23	7,246,815,328.64	1,708.78	9.67%	9.95%	10.18%	10.86%	10.91%
13-Sep-23	7,295,492,285.36	1,708.34	9.68%	9.97%	10.19%	10.87%	10.91%
12-Sep-23	7,484,508,987.24	1,707.82	9.64%	9.96%	10.19%	10.87%	10.90%
11-Sep-23	7,434,560,466.40	1,707.40	9.67%	9.98%	10.21%	10.88%	10.90%
10-Sep-23	7,378,300,416.99	1,706.97	9.69%	10.00%	10.23%	10.90%	10.90%
9-Sep-23	7,376,495,595.39	1,706.56	9.73%	10.03%	10.26%	10.91%	10.90%
8-Sep-23	7,374,690,685.19	1,706.14	9.76%	10.05%	10.28%	8.83%	10.90%
7-Sep-23	7,238,137,289.02	1,705.69	9.77%	10.08%	10.29%	10.93%	10.89%
6-Sep-23	7,292,439,842.95	1,705.26	9.79%	10.10%	10.31%	10.94%	10.89%
5-Sep-23	7,265,383,696.08	1,704.81	9.81%	10.11%	10.33%	10.96%	10.89%
4-Sep-23	7,459,834,612.83	1,704.38	9.83%	10.13%	10.35%	10.96%	10.89%
3-Sep-23	7,568,654,643.67	1,703.94	9.85%	10.16%	10.37%	10.97%	10.88%
2-Sep-23	7,566,713,623.67	1,703.51	9.89%	10.19%	10.39%	10.99%	10.88%
1-Sep-23	7,564,759,286.07	1,703.07	9.91%	10.22%	10.40%	10.97%	10.88%
31-Aug-23	7,251,554,318.21	1,702.63	9.93%	10.24%	10.41%	10.97%	10.87%
30-Aug-23	7,241,614,534.17	1,702.18	9.96%	10.26%	10.42%	10.98%	10.87%
29-Aug-23	7,258,683,576.96	1,701.73	9.98%	10.28%	10.44%	10.99%	10.87%
28-Aug-23	7,224,397,584.36	1,701.27	10.00%	10.30%	10.45%	11.00%	10.86%
27-Aug-23	7,187,467,743.65	1,700.81	10.00%	10.31%	10.47%	11.01%	10.86%
26-Aug-23	7,185,571,076.80	1,700.37	10.01%	10.33%	10.48%	11.02%	10.85%

Fecha	Patrimonio neto del Fondo	Valor Cuota	Rentabilidad				
			30 días	60 días	90 días	180 días	365 días
25-Aug-23	7,183,649,442.06	1,699.91	10.02%	10.35%	10.50%	11.03%	10.85%
24-Aug-23	7,288,195,523.14	1,699.46	10.03%	10.38%	10.51%	11.04%	10.85%
23-Aug-23	7,249,103,558.91	1,699.01	10.06%	10.40%	10.52%	11.05%	10.84%
22-Aug-23	7,247,176,693.58	1,698.56	10.07%	10.42%	10.54%	11.06%	10.83%
21-Aug-23	7,023,108,551.15	1,698.09	10.07%	10.44%	10.54%	11.09%	10.82%
20-Aug-23	7,044,679,432.24	1,697.63	10.07%	10.45%	10.56%	11.09%	10.82%
19-Aug-23	7,042,807,700.68	1,697.18	10.10%	10.47%	10.57%	11.09%	10.81%
18-Aug-23	7,040,928,064.10	1,696.73	10.13%	10.48%	10.58%	11.09%	10.81%
17-Aug-23	7,012,185,192.57	1,696.27	10.15%	10.52%	10.59%	11.10%	10.80%
16-Aug-23	6,987,654,447.89	1,695.77	10.14%	10.52%	10.59%	11.10%	10.78%
15-Aug-23	6,985,770,016.74	1,695.31	10.16%	10.53%	10.61%	11.10%	10.81%
14-Aug-23	7,026,851,465.09	1,694.85	10.18%	10.54%	10.62%	11.11%	10.80%
13-Aug-23	7,370,954,054.07	1,694.38	10.20%	10.56%	10.63%	11.10%	10.85%
12-Aug-23	7,369,023,760.74	1,693.94	10.21%	10.59%	10.64%	11.13%	10.84%
11-Aug-23	7,367,057,985.81	1,693.49	10.23%	10.61%	10.66%	11.11%	10.84%
10-Aug-23	7,142,365,685.40	1,693.02	10.24%	10.62%	10.66%	11.11%	10.83%
9-Aug-23	7,124,582,959.54	1,692.56	10.26%	10.64%	10.67%	11.11%	10.83%
8-Aug-23	7,080,930,720.97	1,692.10	10.30%	10.65%	10.68%	11.13%	10.82%
7-Aug-23	7,176,453,240.88	1,691.65	10.32%	10.67%	10.70%	11.15%	10.82%
6-Aug-23	6,957,200,649.82	1,691.17	10.33%	10.68%	10.71%	11.16%	10.82%
5-Aug-23	6,955,334,333.20	1,690.71	10.35%	10.71%	10.72%	11.16%	10.81%
4-Aug-23	6,953,440,286.22	1,690.25	10.38%	10.73%	10.74%	11.17%	10.80%
3-Aug-23	6,675,406,010.38	1,689.77	10.40%	10.73%	10.75%	11.17%	10.79%
2-Aug-23	6,715,990,431.32	1,689.30	10.43%	10.74%	10.75%	11.17%	10.79%
1-Aug-23	6,917,836,212.75	1,688.85	10.47%	10.75%	10.77%	11.17%	10.78%
31-Jul-23	6,743,924,514.64	1,688.36	10.48%	10.75%	10.77%	11.17%	10.77%
30-Jul-23	6,500,523,109.72	1,687.88	10.48%	10.77%	10.79%	11.19%	10.77%
29-Jul-23	6,498,728,505.14	1,687.41	10.52%	10.78%	10.81%	11.14%	10.76%
28-Jul-23	6,496,933,812.59	1,686.94	10.53%	10.80%	10.82%	11.14%	10.75%
27-Jul-23	6,669,094,992.35	1,686.49	10.56%	10.82%	10.83%	11.14%	10.75%
26-Jul-23	6,623,020,127.44	1,686.02	10.59%	10.83%	10.84%	11.14%	10.74%
25-Jul-23	6,924,165,778.44	1,685.57	10.65%	10.85%	10.86%	11.22%	10.74%
24-Jul-23	6,614,380,133.22	1,685.08	10.66%	10.85%	10.86%	11.24%	10.73%
23-Jul-23	6,676,261,925.92	1,684.62	10.68%	10.86%	10.86%	11.25%	10.72%
22-Jul-23	6,674,438,908.89	1,684.16	10.72%	10.88%	10.87%	11.26%	10.71%
21-Jul-23	6,672,615,802.70	1,683.70	10.74%	10.89%	10.88%	11.28%	10.70%
20-Jul-23	6,372,680,626.01	1,683.21	10.76%	10.90%	10.88%	11.28%	10.70%
19-Jul-23	6,390,666,812.66	1,682.72	10.75%	10.91%	10.88%	11.27%	10.69%
18-Jul-23	6,189,798,652.02	1,682.24	10.80%	10.91%	10.89%	11.28%	10.68%
17-Jul-23	6,102,405,743.58	1,681.75	10.81%	10.92%	10.91%	11.28%	10.67%
16-Jul-23	5,991,530,098.17	1,681.27	10.81%	10.92%	10.91%	11.28%	10.67%
15-Jul-23	5,989,815,262.03	1,680.78	10.81%	10.93%	10.92%	11.28%	10.66%
14-Jul-23	5,988,100,342.03	1,680.30	10.84%	10.93%	10.93%	11.28%	10.64%
13-Jul-23	6,237,213,205.67	1,679.85	10.88%	10.96%	10.93%	11.29%	10.63%
12-Jul-23	6,178,184,752.76	1,679.37	10.90%	10.96%	10.93%	11.29%	10.62%
11-Jul-23	6,132,117,197.74	1,678.89	10.91%	10.97%	10.93%	11.29%	10.61%
10-Jul-23	6,082,945,306.96	1,678.41	10.92%	10.98%	10.95%	11.29%	10.61%
9-Jul-23	5,973,468,127.26	1,677.90	10.91%	10.97%	10.95%	11.28%	10.65%
8-Jul-23	5,971,748,629.66	1,677.41	10.93%	10.98%	10.95%	11.29%	10.58%
7-Jul-23	5,970,029,047.64	1,676.93	10.94%	10.99%	10.97%	11.29%	10.56%
6-Jul-23	5,990,303,494.24	1,676.45	10.97%	11.02%	10.97%	11.28%	10.58%

Fecha	Patrimonio neto del Fondo	Valor Cuota	Rentabilidad				
			30 días	60 días	90 días	180 días	365 días
5-Jul-23	5,863,723,423.10	1,675.95	10.97%	11.01%	10.96%	11.28%	10.56%
4-Jul-23	5,728,687,383.03	1,675.45	10.97%	11.01%	10.96%	11.28%	10.54%
3-Jul-23	5,634,083,209.80	1,674.94	10.95%	11.01%	10.96%	11.23%	10.53%
2-Jul-23	5,929,343,371.11	1,674.44	10.93%	11.00%	10.96%	11.26%	10.53%
1-Jul-23	5,927,613,203.13	1,673.95	10.94%	11.03%	10.96%	11.26%	10.51%
30-Jun-23	5,925,863,923.12	1,673.46	10.95%	11.05%	11.01%	11.26%	10.49%
29-Jun-23	5,872,494,670.57	1,672.94	10.95%	11.04%	11.01%	11.25%	10.48%
28-Jun-23	6,045,319,824.32	1,672.47	10.97%	11.05%	11.01%	11.25%	10.47%
27-Jun-23	6,046,858,694.80	1,671.98	10.98%	11.06%	11.01%	11.26%	10.48%
26-Jun-23	5,972,837,659.29	1,671.47	10.96%	11.07%	11.01%	11.21%	10.46%
25-Jun-23	5,818,533,451.00	1,670.95	10.95%	11.04%	11.00%	11.23%	10.46%
24-Jun-23	5,816,810,250.00	1,670.45	10.95%	11.04%	11.00%	11.27%	10.44%
23-Jun-23	5,815,086,965.02	1,669.96	10.95%	11.03%	11.00%	11.27%	10.42%
22-Jun-23	5,680,397,074.50	1,669.45	10.94%	11.04%	11.00%	11.26%	10.41%
21-Jun-23	5,860,177,535.28	1,668.97	10.95%	11.04%	11.01%	11.26%	10.39%
20-Jun-23	5,637,795,787.70	1,668.46	10.94%	11.03%	11.04%	11.25%	10.33%
19-Jun-23	5,898,252,243.32	1,667.99	10.97%	11.05%	11.04%	11.25%	10.30%
18-Jun-23	5,506,350,759.65	1,667.44	10.93%	11.05%	11.03%	11.23%	10.32%
17-Jun-23	5,504,718,713.38	1,666.95	10.94%	11.04%	11.02%	11.23%	10.30%
16-Jun-23	5,503,086,587.29	1,666.45	10.94%	11.05%	11.02%	11.22%	10.28%
15-Jun-23	5,743,334,395.74	1,665.98	10.95%	11.06%	11.03%	11.22%	10.26%
14-Jun-23	5,556,891,108.95	1,665.46	10.93%	11.05%	11.02%	11.21%	10.24%
13-Jun-23	5,705,451,868.31	1,664.96	10.95%	11.04%	11.02%	11.20%	10.22%
12-Jun-23	5,669,117,463.72	1,664.46	10.93%	11.03%	11.02%	11.24%	10.20%
11-Jun-23	5,669,849,799.10	1,663.96	10.92%	11.05%	11.02%	11.22%	10.20%
10-Jun-23	5,668,188,194.10	1,663.47	10.93%	11.05%	11.02%	11.22%	10.18%
9-Jun-23	5,666,526,507.83	1,662.99	10.94%	11.06%	6.95%	11.21%	10.16%
8-Jun-23	5,548,084,131.72	1,662.48	10.94%	11.06%	11.04%	11.21%	10.14%
7-Jun-23	5,546,423,530.75	1,661.98	10.94%	11.06%	11.04%	11.20%	10.13%
6-Jun-23	5,570,061,880.08	1,661.47	10.96%	11.05%	11.04%	11.18%	10.11%
5-Jun-23	5,579,642,526.78	1,660.97	10.95%	11.04%	11.04%	11.19%	10.10%
4-Jun-23	5,535,204,473.74	1,660.48	10.95%	11.05%	11.04%	11.19%	10.08%
3-Jun-23	5,533,620,265.05	1,660.00	10.97%	11.05%	11.06%	11.18%	10.07%
2-Jun-23	5,532,035,978.87	1,659.53	10.98%	11.06%	11.00%	11.18%	10.05%
1-Jun-23	5,258,152,258.96	1,659.04	11.02%	11.14%	11.00%	11.18%	10.03%
31-May-23	5,231,348,977.10	1,658.52	11.05%	11.13%	11.00%	11.17%	10.01%
30-May-23	5,204,446,477.10	1,658.03	11.04%	11.12%	11.00%	11.16%	9.99%
29-May-23	5,195,247,802.00	1,657.53	11.04%	11.12%	11.01%	11.15%	9.98%
28-May-23	5,268,552,997.08	1,657.03	11.04%	11.11%	11.02%	11.14%	9.96%
27-May-23	5,266,999,433.07	1,656.54	11.07%	11.12%	11.03%	11.14%	9.94%
26-May-23	5,265,411,158.03	1,656.04	11.04%	11.11%	11.03%	11.14%	9.92%
25-May-23	5,309,952,805.76	1,655.55	11.03%	11.11%	11.03%	11.13%	9.89%
24-May-23	5,389,173,511.70	1,655.07	11.02%	11.12%	11.03%	11.13%	9.89%
23-May-23	5,372,258,674.37	1,654.57	11.03%	11.12%	11.04%	11.12%	9.87%
22-May-23	5,349,319,970.95	1,654.08	11.02%	11.17%	11.10%	11.13%	9.85%
21-May-23	5,331,649,713.46	1,653.58	11.02%	11.16%	11.08%	11.12%	9.83%
20-May-23	5,330,060,752.24	1,653.09	11.03%	11.16%	11.08%	11.12%	9.81%
19-May-23	5,328,462,199.45	1,652.59	11.06%	11.15%	11.06%	11.10%	9.79%
18-May-23	5,319,507,951.37	1,652.09	11.05%	11.15%	11.06%	11.09%	9.77%
17-May-23	5,433,621,608.67	1,651.61	11.07%	11.15%	11.06%	11.09%	9.77%
16-May-23	5,494,661,273.66	1,651.12	11.08%	11.15%	11.06%	11.08%	9.76%

Fecha	Patrimonio neto del Fondo	Valor Cuota	Rentabilidad				
			30 días	60 días	90 días	180 días	365 días
15-May-23	5,500,385,041.19	1,650.64	11.07%	11.15%	11.05%	11.08%	9.74%
14-May-23	5,406,862,755.06	1,650.11	11.03%	11.14%	11.02%	11.07%	9.79%
13-May-23	5,405,310,322.07	1,649.64	11.02%	11.16%	11.07%	11.06%	9.77%
12-May-23	5,403,733,167.30	1,649.16	11.08%	11.16%	11.02%	11.04%	9.74%
11-May-23	5,222,059,411.19	1,648.66	11.07%	5.10%	11.00%	11.04%	9.72%
10-May-23	5,225,862,125.54	1,648.17	11.07%	11.18%	11.00%	11.03%	9.70%
9-May-23	5,200,023,068.89	1,647.66	11.09%	11.18%	11.03%	11.01%	9.68%
8-May-23	5,294,998,169.90	1,647.17	11.08%	11.19%	11.04%	11.00%	9.66%
7-May-23	5,154,556,598.80	1,646.63	11.03%	11.16%	11.04%	11.01%	9.65%
6-May-23	5,153,052,021.81	1,646.15	11.03%	11.17%	11.05%	10.99%	9.63%
5-May-23	5,151,532,037.59	1,645.66	11.05%	11.18%	11.05%	10.99%	9.60%
4-May-23	5,177,751,931.35	1,645.17	11.04%	11.10%	11.05%	10.98%	9.59%
3-May-23	5,237,465,985.73	1,644.69	11.04%	11.10%	11.04%	10.98%	9.57%
2-May-23	5,010,523,797.06	1,644.15	11.15%	11.09%	11.02%	10.96%	9.55%
1-May-23	5,058,507,486.15	1,643.60	11.10%	11.07%	10.99%	10.94%	9.54%
30-Apr-23	5,057,021,109.14	1,643.12	11.10%	11.08%	11.03%	10.94%	9.51%
29-Apr-23	5,055,507,992.33	1,642.62	11.10%	11.09%	10.93%	10.93%	9.49%
28-Apr-23	5,053,975,843.48	1,642.13	11.08%	11.10%	10.92%	10.92%	9.46%
27-Apr-23	5,095,872,359.33	1,641.60	11.06%	11.09%	10.90%	10.91%	9.44%
26-Apr-23	5,537,570,563.45	1,641.15	11.07%	11.11%	10.90%	10.90%	9.42%
25-Apr-23	5,443,636,794.20	1,640.67	11.10%	11.11%	11.03%	10.89%	9.40%
24-Apr-23	5,639,008,678.43	1,640.21	11.12%	11.13%	11.07%	10.90%	9.37%
23-Apr-23	5,541,728,672.39	1,639.70	11.11%	11.21%	11.08%	10.89%	9.35%
22-Apr-23	5,540,126,788.64	1,639.23	11.22%	11.19%	11.10%	10.89%	9.33%
21-Apr-23	5,538,491,256.47	1,638.74	11.20%	11.19%	11.12%	10.88%	9.31%
20-Apr-23	5,270,948,539.14	1,638.24	11.19%	11.16%	11.11%	10.87%	9.28%
19-Apr-23	5,237,324,876.35	1,637.71	11.14%	11.15%	11.10%	10.85%	9.28%
18-Apr-23	5,368,612,731.07	1,637.22	11.14%	11.15%	11.10%	10.84%	9.25%
17-Apr-23	5,327,613,061.68	1,636.72	11.13%	11.14%	11.09%	10.83%	9.23%
16-Apr-23	5,371,407,574.29	1,636.22	11.12%	11.12%	11.09%	10.82%	9.21%
15-Apr-23	5,369,873,940.34	1,635.76	11.14%	11.10%	11.09%	10.81%	9.19%
14-Apr-23	5,368,324,097.64	1,635.28	11.15%	11.17%	11.10%	10.80%	9.17%
13-Apr-23	5,494,500,618.13	1,634.83	11.19%	11.09%	11.10%	10.80%	9.14%
12-Apr-23	5,220,319,359.49	1,634.27	11.13%	11.05%	11.08%	10.78%	9.12%
11-Apr-23	5,491,536,202.31	1,633.80	-0.86%	11.05%	11.08%	10.77%	9.11%
10-Apr-23	5,384,882,929.87	1,633.30	11.19%	11.09%	11.07%	10.76%	9.08%
9-Apr-23	5,653,717,725.91	1,632.78	11.17%	11.11%	11.06%	10.74%	9.05%
8-Apr-23	5,652,082,587.28	1,632.31	11.20%	11.13%	11.06%	10.73%	9.03%
7-Apr-23	5,650,447,368.29	1,631.84	11.19%	11.14%	11.06%	10.72%	9.01%
6-Apr-23	5,648,791,930.55	1,631.36	11.21%	11.15%	11.05%	10.71%	9.08%
5-Apr-23	5,553,895,949.64	1,630.86	11.22%	11.13%	11.04%	10.70%	8.94%
4-Apr-23	5,740,579,863.49	1,630.38	11.06%	11.13%	11.04%	10.69%	8.93%
3-Apr-23	5,729,593,579.00	1,629.90	11.06%	11.11%	10.95%	10.68%	9.00%
2-Apr-23	5,338,175,047.00	1,629.21	10.92%	11.01%	10.97%	10.64%	8.99%
1-Apr-23	5,336,609,319.68	1,628.74	10.93%	11.07%	10.96%	10.63%	8.96%
31-Mar-23	5,335,043,515.87	1,628.26	10.96%	10.93%	10.95%	10.63%	8.94%
30-Mar-23	5,293,887,219.57	1,627.78	10.98%	10.92%	10.95%	10.61%	8.84%
29-Mar-23	5,400,291,713.40	1,627.30	11.02%	10.91%	10.94%	10.61%	8.82%
28-Mar-23	5,329,631,807.26	1,626.81	11.02%	10.89%	10.95%	10.60%	8.79%
27-Mar-23	5,587,826,878.47	1,626.35	11.04%	11.10%	10.87%	10.59%	8.77%
26-Mar-23	5,257,764,428.74	1,625.84	11.03%	11.14%	10.92%	10.58%	8.86%

Fecha	Patrimonio neto del Fondo	Valor Cuota	Rentabilidad				
			30 días	60 días	90 días	180 días	365 días
25-Mar-23	5,256,187,659.49	1,625.35	11.04%	11.16%	10.98%	10.56%	8.83%
24-Mar-23	5,254,610,812.90	1,624.87	11.21%	11.17%	10.98%	10.55%	8.80%
23-Mar-23	5,307,069,725.93	1,624.25	11.07%	11.16%	10.94%	10.52%	8.67%
22-Mar-23	5,509,511,520.97	1,623.79	11.08%	11.16%	10.93%	10.52%	8.66%
21-Mar-23	5,476,526,016.66	1,623.31	11.04%	11.15%	10.92%	10.50%	8.64%
20-Mar-23	5,611,178,597.75	1,622.85	11.06%	11.17%	10.92%	10.50%	8.63%
19-Mar-23	5,480,194,854.26	1,622.36	11.05%	11.16%	10.90%	10.48%	8.60%
18-Mar-23	5,478,582,216.52	1,621.89	11.05%	11.16%	10.90%	10.47%	8.57%
17-Mar-23	5,476,963,459.02	1,621.41	11.03%	11.16%	10.87%	10.46%	8.55%
16-Mar-23	5,369,960,610.05	1,620.92	10.96%	11.15%	10.86%	10.45%	8.52%
15-Mar-23	5,356,608,532.11	1,620.43	11.08%	11.15%	10.85%	10.44%	8.52%
14-Mar-23	5,222,070,532.92	1,619.93	10.90%	11.14%	10.82%	10.43%	8.51%
13-Mar-23	5,330,614,613.19	1,619.45	10.87%	11.13%	10.90%	10.41%	8.48%
12-Mar-23	5,330,479,149.95	1,634.96	22.97%	17.23%	14.98%	12.51%	9.55%
11-Mar-23	5,276,565,406.62	1,618.42	10.90%	11.09%	10.84%	10.38%	8.45%
10-Mar-23	5,274,969,355.94	1,617.93	10.95%	11.09%	10.83%	10.37%	8.42%
9-Mar-23	5,191,596,675.15	1,617.42	10.96%	11.07%	10.82%	10.35%	8.37%
8-Mar-23	5,558,246,353.80	1,616.97	10.98%	11.07%	10.82%	10.34%	8.35%
7-Mar-23	5,256,148,227.90	1,616.46	10.98%	11.05%	10.77%	10.33%	8.31%
6-Mar-23	5,170,032,384.38	1,615.95	10.94%	11.02%	10.79%	10.31%	8.28%
5-Mar-23	5,237,956,571.73	1,615.69	11.09%	10.99%	10.83%	10.33%	8.26%
4-Mar-23	5,236,391,756.66	1,615.21	11.06%	11.08%	10.81%	10.31%	8.23%
3-Mar-23	5,234,800,461.35	1,614.72	11.01%	11.07%	10.81%	10.30%	8.20%
2-Mar-23	5,259,389,913.33	1,614.24	11.11%	11.05%	10.80%	10.28%	8.19%
1-Mar-23	5,124,219,596.61	1,613.71	10.80%	11.03%	10.78%	10.26%	8.16%
28-Feb-23	5,032,580,536.96	1,613.21	10.75%	11.01%	10.75%	10.24%	8.13%
27-Feb-23	5,021,935,612.12	1,612.69	10.69%	11.00%	10.72%	10.22%	8.10%
26-Feb-23	5,020,438,666.65	1,612.21	10.66%	10.87%	10.70%	10.21%	8.20%
25-Feb-23	5,018,931,925.75	1,611.72	11.05%	10.95%	10.70%	10.19%	8.17%
24-Feb-23	5,017,425,111.22	1,611.24	11.15%	11.05%	10.70%	10.18%	8.14%
23-Feb-23	4,927,134,537.56	1,610.74	11.17%	11.04%	10.68%	10.16%	8.10%
22-Feb-23	5,512,336,528.42	1,610.03	11.03%	10.93%	10.61%	10.11%	7.99%
21-Feb-23	5,626,810,117.48	1,609.61	11.14%	10.94%	10.62%	10.11%	7.97%
20-Feb-23	5,556,002,932.77	1,609.14	11.13%	10.92%	10.63%	10.09%	7.95%
19-Feb-23	5,542,612,870.02	1,608.71	11.16%	10.93%	10.63%	10.07%	7.92%
18-Feb-23	5,540,980,006.51	1,608.24	11.18%	10.91%	10.62%	10.05%	7.89%
17-Feb-23	5,539,341,000.82	1,607.76	11.17%	10.90%	10.60%	10.04%	7.87%
16-Feb-23	5,473,266,617.88	1,607.29	11.17%	10.87%	10.58%	10.02%	7.84%
15-Feb-23	5,623,376,922.98	1,606.84	11.19%	10.86%	10.58%	10.01%	7.83%
14-Feb-23	5,729,741,795.56	1,606.45	11.25%	10.89%	10.58%	10.00%	7.81%
13-Feb-23	5,845,882,091.11	1,605.81	11.11%	10.78%	10.54%	9.95%	7.77%
12-Feb-23	5,783,045,468.44	1,605.55	11.28%	10.99%	10.59%	10.02%	7.75%
11-Feb-23	5,781,459,159.68	1,605.11	11.28%	10.96%	10.58%	10.01%	7.73%
10-Feb-23	5,779,839,613.15	1,604.66	11.28%	10.95%	10.55%	10.09%	7.70%
9-Feb-23	6,108,451,254.87	1,604.06	11.18%	10.89%	10.50%	10.06%	7.70%
8-Feb-23	5,868,275,056.94	1,603.50	11.13%	10.85%	10.47%	10.03%	7.66%
7-Feb-23	5,144,124,653.52	1,602.98	11.07%	10.82%	10.42%	10.01%	7.66%
6-Feb-23	5,102,886,781.25	1,602.50	11.05%	10.76%	10.40%	10.00%	7.64%
5-Feb-23	5,127,500,228.17	1,602.01	11.02%	10.79%	10.43%	9.98%	7.60%
4-Feb-23	5,126,047,115.00	1,601.55	11.01%	10.79%	10.40%	9.97%	7.58%
3-Feb-23	5,124,578,041.89	1,601.09	10.78%	10.76%	10.40%	9.97%	7.55%

Fecha	Patrimonio neto del Fondo	Valor Cuota	Rentabilidad				
			30 días	60 días	90 días	180 días	365 días
2-Feb-23	5,568,887,392.40	1,600.67	11.00%	10.79%	10.40%	9.95%	7.53%
1-Feb-23	5,883,582,076.19	1,600.24	11.03%	10.79%	10.40%	9.93%	7.50%
31-Jan-23	5,843,809,685.06	1,599.63	10.89%	10.72%	10.34%	9.90%	7.47%
30-Jan-23	5,614,715,135.78	1,599.52	11.16%	10.82%	10.42%	9.93%	7.45%
29-Jan-23	5,613,181,154.83	1,599.08	11.16%	10.81%	10.42%	9.92%	7.44%
28-Jan-23	5,611,636,307.55	1,598.64	11.20%	10.80%	10.41%	9.91%	7.42%
27-Jan-23	5,610,087,014.56	1,598.20	10.97%	10.81%	10.40%	9.91%	7.39%
26-Jan-23	5,071,850,085.72	1,597.21	10.75%	10.62%	10.26%	9.82%	7.46%
25-Jan-23	5,192,778,902.71	1,596.61	10.85%	10.55%	10.21%	9.78%	7.29%
24-Jan-23	4,637,100,792.96	1,596.09	10.81%	10.52%	10.18%	9.76%	7.30%
23-Jan-23	4,685,357,645.60	1,595.57	10.74%	10.48%	10.18%	9.73%	7.27%
22-Jan-23	4,676,696,436.52	1,595.00	10.64%	10.46%	10.13%	9.70%	7.23%
21-Jan-23	4,675,359,815.37	1,594.55	10.61%	10.45%	10.12%	9.69%	7.20%
20-Jan-23	4,674,023,128.83	1,594.09	10.60%	10.45%	10.11%	9.68%	7.17%
19-Jan-23	4,695,543,813.77	1,593.59	10.53%	10.39%	10.09%	9.65%	7.14%
18-Jan-23	4,701,361,168.37	1,593.13	10.54%	10.38%	10.08%	9.63%	7.04%
17-Jan-23	4,721,180,082.79	1,592.66	10.46%	10.36%	10.06%	9.61%	7.01%
16-Jan-23	4,825,350,559.17	1,592.20	10.45%	10.34%	10.04%	9.60%	6.98%
15-Jan-23	4,851,973,323.75	1,591.73	10.43%	10.33%	10.02%	9.58%	6.94%
14-Jan-23	4,850,562,652.93	1,591.27	10.35%	10.33%	10.00%	9.56%	6.91%
13-Jan-23	4,849,131,989.09	1,590.80	10.61%	10.31%	9.99%	9.56%	6.89%
12-Jan-23	4,870,678,557.01	1,590.36	10.54%	10.26%	9.98%	9.54%	6.92%
11-Jan-23	5,042,345,975.51	1,589.92	10.53%	10.25%	9.96%	9.52%	6.90%
10-Jan-23	5,065,174,257.61	1,589.45	10.51%	10.23%	9.94%	9.49%	6.86%
9-Jan-23	4,960,589,779.20	1,588.97	10.48%	10.17%	9.92%	9.46%	6.83%
8-Jan-23	4,959,208,494.23	1,588.52	10.48%	10.17%	9.91%	9.44%	6.80%
7-Jan-23	4,957,806,641.97	1,588.08	10.37%	10.21%	9.89%	9.44%	6.78%
6-Jan-23	4,956,404,721.13	1,587.63	10.47%	10.18%	9.88%	9.52%	6.75%
5-Jan-23	5,068,110,312.79	1,587.19	10.47%	10.18%	9.87%	9.39%	6.77%
4-Jan-23	4,740,379,949.05	1,587.03	10.65%	10.28%	9.93%	9.40%	6.77%
3-Jan-23	4,743,200,005.00	1,586.32	10.47%	10.17%	9.84%	9.39%	6.74%
2-Jan-23	4,592,274,886.78	1,585.87	10.46%	10.15%	9.82%	9.36%	6.70%
1-Jan-23	4,591,255,315.42	1,585.43	10.46%	10.14%	9.82%	9.34%	6.67%
31-Dec-22	4,589,960,729.25	1,584.98	10.39%	10.12%	9.80%	9.32%	6.65%
30-Dec-22	4,588,696,038.12	1,584.55	10.36%	10.11%	9.79%	9.32%	6.62%
29-Dec-22	4,526,027,004.46	1,584.05	10.30%	10.08%	9.77%	9.28%	6.63%
28-Dec-22	4,448,187,673.43	1,583.91	10.56%	10.19%	9.83%	9.29%	6.62%
27-Dec-22	4,760,824,786.87	1,583.23	10.40%	10.08%	9.76%	9.24%	6.58%
26-Dec-22	4,638,566,212.26	1,582.50	10.16%	9.95%	9.67%	9.18%	6.53%
25-Dec-22	4,632,958,559.89	1,582.03	10.13%	9.98%	9.65%	9.20%	6.50%
24-Dec-22	4,631,701,869.95	1,581.61	10.14%	9.96%	9.64%	9.17%	6.48%
23-Dec-22	4,630,434,702.34	1,581.17	10.18%	9.95%	9.63%	9.17%	6.45%
22-Dec-22	4,589,984,768.28	1,580.76	10.20%	9.96%	9.62%	9.15%	6.42%
21-Dec-22	4,626,436,278.48	1,580.32	10.20%	9.94%	9.61%	9.12%	6.39%
20-Dec-22	4,664,422,505.16	1,579.92	10.17%	9.94%	9.60%	9.10%	6.36%
19-Dec-22	4,659,876,083.88	1,579.45	10.13%	9.92%	9.59%	9.06%	6.33%
18-Dec-22	4,689,548,392.21	1,579.09	10.18%	9.93%	9.59%	8.97%	6.32%
17-Dec-22	4,688,242,293.99	1,578.65	10.15%	9.91%	9.58%	8.91%	6.29%
16-Dec-22	4,686,936,131.89	1,578.21	10.15%	9.89%	9.56%	8.95%	6.26%
15-Dec-22	4,651,559,703.58	1,577.84	10.21%	9.91%	9.57%	8.92%	6.24%
14-Dec-22	4,719,306,515.44	1,577.05	9.93%	9.75%	9.46%	8.84%	6.20%

Fecha	Patrimonio neto del Fondo	Valor Cuota	Rentabilidad				
			30 días	60 días	90 días	180 días	365 días
13-Dec-22	4,622,044,867.56	1,576.71	9.90%	9.77%	9.47%	8.83%	6.18%
12-Dec-22	4,670,273,296.17	1,576.28	9.89%	9.75%	9.46%	8.80%	6.15%
11-Dec-22	4,641,477,771.36	1,575.84	9.88%	9.73%	9.45%	8.77%	6.14%
10-Dec-22	4,640,181,410.40	1,575.40	9.78%	9.72%	9.43%	8.73%	6.11%
9-Dec-22	4,638,876,305.74	1,574.96	9.76%	9.69%	9.41%	8.73%	6.08%
8-Dec-22	4,672,012,424.69	1,574.65	9.97%	9.73%	9.43%	8.71%	6.07%
7-Dec-22	4,675,742,539.62	1,574.09	9.81%	9.66%	9.38%	8.66%	6.03%
6-Dec-22	4,643,600,682.86	1,573.65	9.81%	9.64%	9.37%	8.63%	6.01%
5-Dec-22	4,770,968,457.06	1,573.27	9.83%	9.63%	9.37%	8.62%	5.99%
4-Dec-22	4,763,346,277.28	1,572.78	9.78%	9.59%	9.34%	8.59%	5.96%
3-Dec-22	4,762,035,006.55	1,572.35	9.75%	9.59%	9.32%	8.58%	5.94%
2-Dec-22	4,760,723,671.69	1,571.92	9.73%	9.57%	9.30%	8.54%	5.91%
1-Dec-22	4,822,616,874.28	1,571.57	9.77%	9.59%	9.30%	8.52%	5.89%
30-Nov-22	5,099,992,875.57	1,571.17	9.78%	9.58%	9.29%	8.49%	5.87%
29-Nov-22	5,002,697,307.41	1,570.75	9.78%	9.57%	9.28%	8.46%	5.84%
28-Nov-22	4,995,799,369.82	1,570.28	9.73%	9.54%	9.25%	8.43%	5.82%
27-Nov-22	4,760,460,537.93	1,569.81	9.69%	9.52%	9.21%	8.40%	5.81%
26-Nov-22	4,759,176,177.70	1,569.39	9.67%	9.50%	9.20%	8.38%	5.78%
25-Nov-22	4,757,891,754.65	1,568.97	9.74%	9.49%	9.18%	8.35%	5.76%
24-Nov-22	4,495,579,340.21	1,568.54	9.71%	9.47%	9.16%	8.31%	5.73%
23-Nov-22	4,576,885,819.54	1,568.05	9.64%	9.43%	9.13%	8.27%	5.70%
22-Nov-22	4,409,842,247.70	1,567.62	9.63%	9.41%	9.11%	8.22%	5.68%
21-Nov-22	4,551,489,622.15	1,567.18	9.61%	9.38%	9.09%	8.23%	5.65%
20-Nov-22	4,552,285,158.68	1,566.82	9.64%	9.40%	9.06%	8.21%	5.63%
19-Nov-22	4,551,089,901.98	1,566.41	9.63%	9.38%	9.03%	8.17%	5.61%
18-Nov-22	4,549,857,760.42	1,565.99	9.60%	9.37%	9.01%	8.14%	5.58%
17-Nov-22	4,616,937,834.50	1,565.59	9.59%	9.36%	9.00%	8.11%	5.56%
16-Nov-22	4,518,843,684.28	1,565.15	9.55%	9.34%	8.97%	8.07%	5.53%
15-Nov-22	4,380,407,450.06	1,564.71	9.52%	9.32%	8.95%	8.05%	5.50%
14-Nov-22	4,371,169,477.59	1,564.28	9.49%	9.30%	8.90%	8.03%	5.49%
13-Nov-22	4,389,890,074.80	1,563.98	9.56%	9.34%	9.02%	8.05%	5.46%
12-Nov-22	4,388,722,907.78	1,563.57	9.54%	9.32%	9.00%	8.02%	5.43%
11-Nov-22	4,387,555,683.67	1,563.15	9.51%	9.30%	9.17%	8.11%	5.41%
10-Nov-22	4,379,167,179.43	1,562.83	9.58%	9.33%	9.17%	8.09%	5.40%
9-Nov-22	4,436,091,184.77	1,562.42	9.53%	9.31%	9.15%	8.05%	5.38%
8-Nov-22	4,416,636,218.53	1,561.86	9.41%	9.24%	9.11%	8.00%	5.34%
7-Nov-22	4,472,588,512.70	1,561.49	9.43%	9.25%	9.11%	7.98%	5.32%
6-Nov-22	4,416,576,075.13	1,561.07	9.40%	9.23%	9.09%	7.95%	5.29%
5-Nov-22	4,415,408,936.34	1,560.65	9.36%	9.22%	9.07%	7.92%	5.26%
4-Nov-22	4,414,241,740.47	1,560.24	9.33%	9.18%	9.08%	7.90%	5.24%
3-Nov-22	4,293,761,562.08	1,559.84	9.34%	9.17%	9.05%	7.87%	5.21%
2-Nov-22	4,224,216,851.85	1,559.44	9.32%	9.15%	9.02%	7.83%	5.19%
1-Nov-22	4,012,077,857.97	1,559.04	9.33%	9.13%	9.01%	7.81%	5.17%
31-Oct-22	3,991,652,036.32	1,558.64	9.31%	9.11%	8.99%	7.78%	5.14%
30-Oct-22	4,012,927,178.05	1,558.23	9.29%	9.09%	8.97%	7.75%	5.12%
29-Oct-22	4,011,875,022.48	1,557.82	9.28%	9.07%	8.95%	7.75%	5.10%
28-Oct-22	4,010,822,815.43	1,557.41	9.27%	9.05%	8.96%	7.71%	5.07%
27-Oct-22	4,018,703,548.05	1,557.02	9.26%	9.03%	8.94%	7.67%	5.04%
26-Oct-22	4,026,338,631.37	1,556.51	9.16%	8.97%	8.88%	7.61%	5.01%
25-Oct-22	4,089,936,500.62	1,556.12	9.15%	8.96%	8.87%	7.58%	5.00%
24-Oct-22	3,996,392,681.41	1,555.72	9.14%	8.94%	8.85%	7.55%	4.98%

Fecha	Patrimonio neto del Fondo	Valor Cuota	Rentabilidad				
			30 días	60 días	90 días	180 días	365 días
23-Oct-22	3,941,108,562.95	1,555.30	9.12%	8.92%	8.83%	7.51%	4.96%
22-Oct-22	3,940,101,077.40	1,554.90	9.09%	8.86%	8.81%	7.47%	4.93%
21-Oct-22	3,939,093,542.56	1,554.51	9.09%	8.82%	8.81%	7.45%	4.91%
20-Oct-22	3,975,706,577.20	1,554.12	9.07%	8.81%	8.78%	7.41%	4.87%
19-Oct-22	3,990,602,521.27	1,553.73	9.08%	8.79%	8.75%	7.37%	4.86%
18-Oct-22	3,935,607,793.33	1,553.35	9.07%	8.77%	8.74%	7.34%	4.84%
17-Oct-22	3,934,186,026.68	1,552.96	9.06%	8.76%	8.73%	7.34%	4.84%
16-Oct-22	3,919,150,130.47	1,552.56	9.04%	8.69%	8.70%	7.31%	4.78%
15-Oct-22	3,918,189,916.06	1,552.18	9.05%	8.84%	8.69%	7.28%	4.76%
14-Oct-22	3,917,222,932.23	1,551.79	9.05%	8.82%	8.70%	7.26%	4.74%
13-Oct-22	3,944,074,147.59	1,551.41	9.03%	9.09%	8.67%	7.22%	4.72%
12-Oct-22	3,986,031,820.43	1,551.02	9.02%	9.06%	8.64%	7.18%	4.70%
11-Oct-22	3,975,985,086.80	1,550.62	9.01%	9.04%	8.60%	7.14%	4.69%
10-Oct-22	4,234,680,976.39	1,550.27	9.02%	9.05%	8.58%	7.11%	4.68%
9-Oct-22	4,074,129,278.01	1,549.87	9.00%	9.03%	8.55%	7.10%	4.64%
8-Oct-22	4,073,118,195.30	1,549.49	9.00%	9.02%	8.57%	7.06%	4.62%
7-Oct-22	4,072,107,062.80	1,549.10	8.99%	9.00%	8.73%	7.03%	4.60%
6-Oct-22	4,272,836,766.36	1,548.74	9.00%	9.04%	8.49%	6.99%	4.58%
5-Oct-22	4,276,383,286.69	1,548.36	8.97%	9.00%	8.46%	6.96%	4.56%
4-Oct-22	3,993,733,441.16	1,547.95	8.92%	8.95%	8.52%	7.10%	4.54%
3-Oct-22	4,000,409,501.55	1,547.58	8.90%	8.94%	8.47%	6.86%	4.53%
2-Oct-22	3,920,787,546.17	1,547.18	8.86%	8.92%	8.44%	6.83%	4.50%
1-Oct-22	3,919,838,425.44	1,546.81	8.85%	8.89%	8.42%	6.99%	4.48%
30-Sep-22	3,918,867,317.23	1,546.42	8.83%	8.88%	8.43%	6.99%	4.45%
29-Sep-22	3,838,862,308.61	1,546.03	8.78%	8.90%	8.38%	6.95%	4.43%
28-Sep-22	3,865,769,474.18	1,545.63	8.75%	8.86%	8.33%	6.91%	4.42%
27-Sep-22	3,898,988,895.83	1,545.25	8.73%	8.83%	8.30%	6.74%	4.40%
26-Sep-22	4,000,821,420.78	1,544.87	8.71%	8.81%	8.29%	6.70%	4.38%
25-Sep-22	4,059,339,361.39	1,544.50	8.70%	8.80%	8.35%	6.67%	4.36%
24-Sep-22	4,058,327,684.71	1,544.12	8.68%	8.77%	8.29%	6.63%	4.33%
23-Sep-22	4,057,315,958.63	1,543.73	8.65%	8.75%	8.31%	6.81%	4.31%
22-Sep-22	4,309,024,964.23	1,543.38	8.57%	8.77%	8.27%	6.77%	4.29%
21-Sep-22	4,035,961,939.03	1,542.98	8.49%	8.72%	8.23%	6.73%	4.26%
20-Sep-22	4,158,437,994.64	1,542.61	8.48%	8.68%	8.19%	6.51%	4.25%
19-Sep-22	4,262,147,113.47	1,542.23	8.43%	8.66%	8.14%	6.48%	4.23%
18-Sep-22	4,264,122,202.97	1,541.85	8.41%	8.65%	7.95%	6.47%	4.20%
17-Sep-22	4,263,082,312.25	1,541.48	8.39%	8.62%	7.86%	6.46%	4.19%
16-Sep-22	4,262,042,370.95	1,541.10	8.27%	8.60%	7.94%	6.41%	4.17%
15-Sep-22	4,255,350,811.86	1,540.72	8.56%	8.62%	7.88%	6.37%	4.15%
14-Sep-22	4,247,529,993.97	1,540.34	8.53%	8.57%	7.83%	6.33%	4.12%
13-Sep-22	4,358,650,968.44	1,539.97	9.07%	8.54%	7.80%	6.30%	4.11%
12-Sep-22	4,448,303,357.99	1,539.60	9.03%	8.49%	7.75%	6.30%	4.10%
11-Sep-22	4,441,697,610.85	1,539.23	9.00%	8.44%	7.70%	6.29%	4.08%
10-Sep-22	4,440,640,322.06	1,538.86	9.02%	8.41%	7.66%	6.25%	4.06%
9-Sep-22	4,439,567,009.36	1,538.49	9.00%	8.44%	7.66%	6.26%	4.04%
8-Sep-22	4,411,921,061.95	1,538.11	8.97%	8.69%	7.61%	6.22%	4.00%
7-Sep-22	4,421,056,536.57	1,537.74	8.95%	8.33%	7.56%	6.17%	3.98%
6-Sep-22	4,308,702,999.65	1,537.37	9.01%	8.28%	7.52%	6.09%	3.96%
5-Sep-22	4,480,658,486.37	1,537.04	8.97%	8.40%	7.51%	6.07%	3.94%
4-Sep-22	4,425,682,985.80	1,536.69	8.92%	8.34%	7.47%	6.01%	3.91%
3-Sep-22	4,424,693,322.19	1,536.34	8.92%	8.31%	7.47%	5.98%	3.89%

Fecha	Patrimonio neto del Fondo	Valor Cuota	Rentabilidad				
			30 días	60 días	90 días	180 días	365 días
2-Sep-22	4,423,703,610.16	1,536.00	8.92%	8.29%	7.43%	5.92%	3.87%
1-Sep-22	4,160,688,253.10	1,535.63	8.87%	8.31%	7.38%	5.87%	3.84%
31-Aug-22	4,200,927,728.01	1,535.28	8.86%	8.25%	7.33%	5.83%	3.84%
30-Aug-22	4,092,250,020.65	1,534.94	8.95%	8.20%	7.29%	5.83%	3.82%
29-Aug-22	4,115,110,573.45	1,534.59	8.90%	8.17%	7.26%	5.79%	3.80%
28-Aug-22	4,070,953,308.68	1,534.24	8.86%	8.16%	7.23%	5.75%	3.77%
27-Aug-22	4,070,017,676.05	1,533.89	8.85%	8.25%	7.20%	5.71%	3.75%
26-Aug-22	4,069,081,997.82	1,533.54	8.83%	8.18%	7.16%	5.91%	3.73%
25-Aug-22	4,055,968,970.78	1,533.18	8.81%	8.23%	7.11%	5.87%	3.72%
24-Aug-22	4,037,244,727.50	1,532.84	8.79%	8.17%	7.07%	5.83%	3.73%
23-Aug-22	4,013,478,098.27	1,532.58	8.90%	8.15%	7.01%	5.80%	3.71%
22-Aug-22	4,015,827,971.39	1,532.29	8.89%	8.14%	7.07%	5.63%	3.71%
21-Aug-22	4,237,775,617.90	1,531.94	8.82%	8.07%	7.02%	5.60%	3.71%
20-Aug-22	4,236,860,575.08	1,531.61	8.82%	7.81%	6.97%	5.57%	3.70%
19-Aug-22	4,235,928,904.65	1,531.27	8.82%	7.69%	6.93%	5.53%	3.68%
18-Aug-22	4,144,599,099.67	1,530.92	8.79%	7.81%	6.88%	5.49%	3.65%
17-Aug-22	4,173,615,541.17	1,530.69	8.86%	7.79%	6.86%	5.46%	3.65%
16-Aug-22	4,127,776,640.92	1,529.95	8.61%	7.57%	6.73%	5.38%	3.63%
15-Aug-22	4,126,849,979.49	1,529.61	8.56%	7.53%	6.72%	5.37%	3.62%
14-Aug-22	4,085,770,894.82	1,528.58	7.95%	7.19%	6.55%	5.24%	3.55%
13-Aug-22	4,084,941,555.43	1,528.27	7.89%	7.14%	6.52%	5.20%	3.53%
12-Aug-22	4,084,039,317.38	1,527.93	7.83%	7.08%	6.72%	5.16%	3.51%
11-Aug-22	4,056,774,587.95	1,527.54	7.74%	7.07%	6.65%	5.11%	3.49%
10-Aug-22	4,051,325,588.88	1,527.19	7.82%	7.01%	6.60%	5.07%	3.50%
9-Aug-22	4,039,521,523.27	1,526.86	8.35%	6.95%	6.56%	5.10%	3.47%
8-Aug-22	4,000,965,252.39	1,526.51	7.65%	6.90%	6.52%	5.05%	3.45%
7-Aug-22	3,959,588,544.48	1,526.07	7.51%	6.84%	6.45%	5.06%	3.42%
6-Aug-22	3,958,860,698.36	1,525.79	7.76%	6.82%	6.42%	5.04%	3.40%
5-Aug-22	3,958,132,816.47	1,525.51	7.70%	6.84%	6.43%	5.00%	3.38%
4-Aug-22	3,956,032,926.96	1,525.16	7.65%	6.77%	6.37%	4.96%	3.37%
3-Aug-22	3,962,777,774.56	1,524.83	7.61%	6.71%	6.30%	4.91%	3.37%
2-Aug-22	3,940,943,094.41	1,524.52	7.69%	6.66%	6.30%	4.89%	3.34%
1-Aug-22	3,912,462,228.32	1,524.18	7.58%	6.59%	6.26%	4.84%	3.35%
31-Jul-22	3,891,140,816.67	1,523.73	7.40%	6.51%	6.18%	4.80%	3.33%
30-Jul-22	3,890,404,022.82	1,523.44	7.38%	6.48%	6.20%	4.75%	3.31%
29-Jul-22	3,889,653,694.55	1,523.15	7.41%	6.46%	6.15%	4.75%	3.29%
28-Jul-22	3,910,988,860.78	1,522.81	7.60%	6.41%	6.09%	4.71%	3.31%
27-Jul-22	3,872,190,676.24	1,522.49	7.48%	6.35%	6.03%	4.67%	3.28%
26-Jul-22	3,873,986,781.63	1,522.16	7.59%	6.29%	5.98%	4.88%	3.35%
25-Jul-22	3,878,093,211.60	1,521.85	7.50%	6.18%	5.94%	4.59%	3.33%
24-Jul-22	3,850,869,239.24	1,521.45	7.36%	6.22%	5.87%	4.63%	3.30%
23-Jul-22	3,850,187,277.32	1,521.18	7.33%	6.18%	5.83%	4.59%	3.28%
22-Jul-22	3,849,490,143.11	1,520.91	7.27%	6.14%	5.81%	4.56%	3.27%
21-Jul-22	3,826,385,867.41	1,520.59	6.75%	6.08%	5.75%	4.52%	3.25%
20-Jul-22	3,850,596,126.32	1,520.25	6.50%	6.01%	5.69%	4.48%	3.30%
19-Jul-22	3,877,388,153.06	1,519.94	6.78%	5.95%	5.64%	4.44%	3.28%
18-Jul-22	3,834,055,151.38	1,519.62	6.67%	5.91%	5.66%	4.26%	3.23%
17-Jul-22	3,823,601,260.57	1,519.20	6.48%	5.88%	5.59%	4.21%	3.22%
16-Jul-22	3,822,913,667.87	1,518.93	6.46%	5.93%	5.56%	4.17%	3.20%
15-Jul-22	3,822,226,041.74	1,518.65	6.39%	5.89%	5.54%	4.12%	3.19%
14-Jul-22	3,814,425,409.81	1,518.42	6.35%	6.24%	5.51%	4.10%	3.17%

Fecha	Patrimonio neto del Fondo	Valor Cuota	Rentabilidad				
			30 días	60 días	90 días	180 días	365 días
13-Jul-22	3,854,113,548.03	1,518.16	6.29%	6.18%	5.46%	4.06%	3.16%
12-Jul-22	3,844,747,680.31	1,517.89	6.37%	6.13%	5.42%	4.15%	3.14%
11-Jul-22	3,873,121,986.17	1,517.43	6.16%	6.02%	5.33%	4.10%	3.13%
10-Jul-22	3,852,495,954.63	1,516.45	5.52%	5.70%	5.14%	3.97%	3.07%
9-Jul-22	3,853,828,116.54	1,516.97	6.12%	5.99%	5.32%	4.04%	3.11%
8-Jul-22	3,853,164,649.30	1,516.71	6.13%	5.95%	5.28%	4.01%	3.10%
7-Jul-22	3,817,234,959.01	1,516.11	5.83%	5.84%	5.14%	3.93%	3.05%
6-Jul-22	3,795,391,235.89	1,515.91	5.94%	5.80%	5.12%	3.91%	3.08%
5-Jul-22	3,813,175,565.65	1,515.63	5.86%	5.73%	5.44%	3.97%	3.10%
4-Jul-22	3,843,176,706.58	1,515.35	5.78%	5.73%	4.98%	3.95%	3.08%
3-Jul-22	3,798,880,168.47	1,514.95	5.60%	5.64%	4.93%	3.93%	3.07%
2-Jul-22	3,798,360,041.68	1,514.74	5.57%	5.62%	5.28%	3.89%	3.05%
1-Jul-22	3,797,822,882.12	1,514.53	5.59%	5.69%	5.33%	3.86%	3.04%
30-Jun-22	3,767,533,555.52	1,514.26	5.55%	5.62%	5.28%	3.83%	3.06%
29-Jun-22	3,802,311,500.93	1,513.93	5.49%	5.53%	5.22%	3.79%	3.08%
28-Jun-22	3,835,282,848.27	1,513.36	5.19%	5.35%	4.83%	3.79%	3.05%
27-Jun-22	3,826,094,568.01	1,513.19	5.19%	5.32%	4.81%	3.77%	3.04%
26-Jun-22	3,801,334,991.16	1,512.73	4.96%	5.21%	4.72%	3.72%	3.01%
25-Jun-22	3,800,805,277.36	1,512.52	4.82%	5.18%	4.69%	3.69%	3.00%
24-Jun-22	3,800,275,537.50	1,512.31	5.06%	5.14%	5.08%	3.67%	2.99%
23-Jun-22	3,920,135,329.36	1,512.07	5.00%	5.12%	5.04%	3.64%	3.00%
22-Jun-22	4,091,000,852.80	1,511.88	4.98%	5.09%	5.01%	3.62%	2.99%
21-Jun-22	4,123,812,497.37	1,512.20	5.39%	5.27%	4.76%	3.65%	3.04%
20-Jun-22	4,147,088,161.93	1,512.17	5.48%	5.31%	4.81%	3.65%	3.03%
19-Jun-22	3,894,666,635.28	1,511.52	5.09%	5.21%	4.71%	3.56%	3.08%
18-Jun-22	3,894,195,671.02	1,511.34	5.14%	5.20%	4.74%	3.54%	3.07%
17-Jun-22	3,893,724,683.63	1,511.16	5.25%	5.19%	4.69%	3.53%	3.06%
16-Jun-22	3,844,967,804.35	1,510.91	5.37%	5.17%	4.64%	3.50%	3.03%
15-Jun-22	3,844,490,742.06	1,510.72	5.37%	5.13%	4.61%	3.48%	3.02%
14-Jun-22	3,884,286,778.69	1,510.54	6.09%	5.10%	4.60%	3.47%	3.03%
13-Jun-22	3,903,575,707.64	1,510.35	6.05%	5.07%	4.65%	3.46%	3.01%
12-Jun-22	3,889,311,691.09	1,509.98	5.86%	4.97%	4.63%	3.42%	3.01%
11-Jun-22	3,888,818,206.32	1,509.79	5.86%	5.01%	4.61%	3.40%	3.00%
10-Jun-22	3,888,324,697.32	1,509.60	5.86%	4.99%	4.67%	3.39%	2.99%
9-Jun-22	4,181,006,316.50	1,509.38	5.82%	4.94%	4.62%	3.37%	2.99%
8-Jun-22	4,243,608,778.56	1,509.10	5.74%	4.87%	4.56%	3.34%	3.00%
7-Jun-22	4,234,768,100.33	1,508.88	5.82%	4.82%	4.43%	3.32%	3.02%
6-Jun-22	4,224,513,258.76	1,508.55	5.64%	5.28%	4.39%	3.28%	2.99%
5-Jun-22	3,983,623,365.71	1,508.37	5.58%	4.63%	4.32%	3.26%	2.98%
4-Jun-22	3,983,153,180.68	1,508.19	5.66%	4.65%	4.31%	3.25%	2.97%
3-Jun-22	3,982,682,972.55	1,508.01	5.66%	5.19%	4.22%	3.24%	2.96%
2-Jun-22	3,943,535,623.70	1,507.84	5.65%	5.27%	4.19%	3.22%	2.96%
1-Jun-22	3,922,310,735.15	1,507.60	5.76%	5.21%	4.14%	3.20%	2.94%
31-May-22	3,904,807,029.13	1,507.38	5.66%	5.16%	4.17%	3.18%	2.95%
30-May-22	3,864,572,561.50	1,507.13	5.55%	4.72%	4.12%	3.15%	2.98%
29-May-22	3,891,640,554.08	1,506.93	5.48%	4.67%	4.07%	3.13%	2.94%
28-May-22	3,891,192,646.42	1,506.76	5.43%	4.65%	4.05%	3.12%	2.93%
27-May-22	3,890,744,716.68	1,506.58	5.43%	4.62%	4.49%	3.14%	2.92%
26-May-22	3,965,754,922.03	1,506.55	5.52%	5.28%	4.50%	3.14%	2.93%
25-May-22	3,961,564,594.22	1,506.05	5.21%	5.11%	4.37%	3.07%	2.99%
24-May-22	3,929,364,066.21	1,505.88	5.22%	5.07%	4.32%	3.06%	3.03%

Fecha	Patrimonio neto del Fondo	Valor Cuota	Rentabilidad				
			30 días	60 días	90 días	180 días	365 días
23-May-22	4,015,512,189.93	1,505.72	5.18%	4.50%	4.03%	3.04%	3.02%
22-May-22	3,959,105,905.33	1,505.54	5.12%	4.52%	4.01%	3.03%	3.00%
21-May-22	3,958,705,387.71	1,505.38	5.11%	4.57%	4.01%	3.01%	2.99%
20-May-22	3,958,302,127.16	1,505.23	5.30%	4.62%	3.98%	3.00%	2.98%
19-May-22	3,900,127,330.59	1,504.99	5.24%	4.52%	3.92%	2.97%	2.98%
18-May-22	3,982,631,725.42	1,504.66	5.11%	4.42%	3.85%	2.93%	3.01%
17-May-22	4,033,654,673.97	1,504.27	4.95%	4.29%	3.76%	2.89%	3.06%
16-May-22	4,132,446,479.71	1,504.08	4.88%	4.27%	3.79%	2.87%	3.07%
15-May-22	4,045,631,549.43	1,503.01	4.09%	3.98%	3.52%	2.72%	3.01%
14-May-22	4,045,269,933.44	1,502.88	4.07%	4.06%	3.49%	2.73%	3.00%
13-May-22	4,044,908,299.64	1,502.74	4.06%	4.04%	3.46%	2.69%	3.00%
12-May-22	4,036,628,740.45	1,502.55	4.14%	4.13%	3.42%	2.67%	2.99%
11-May-22	4,069,122,486.24	1,502.37	4.09%	4.08%	3.38%	2.65%	3.02%
10-May-22	4,322,535,334.50	1,502.19	4.03%	4.03%	3.49%	2.66%	3.07%
9-May-22	4,316,155,244.81	1,502.02	3.98%	3.85%	3.44%	2.64%	3.07%
8-May-22	4,233,637,910.29	1,501.70	3.81%	3.80%	3.49%	2.61%	3.07%
7-May-22	4,233,333,990.54	1,501.59	4.90%	3.73%	3.49%	2.60%	3.06%
6-May-22	4,233,022,500.94	1,501.48	3.67%	3.74%	3.45%	2.57%	3.06%
5-May-22	3,933,954,247.51	1,501.20	3.62%	3.56%	3.39%	2.54%	3.04%
4-May-22	3,896,784,078.20	1,501.03	4.69%	3.51%	3.35%	2.53%	3.08%
3-May-22	3,870,569,299.11	1,500.87	4.86%	3.47%	3.34%	2.51%	3.09%
2-May-22	4,068,898,063.54	1,500.50	4.64%	3.44%	3.24%	2.46%	3.08%
1-May-22	4,068,613,097.99	1,500.40	4.64%	3.43%	3.25%	2.46%	3.09%
30-Apr-22	4,068,324,993.48	1,500.29	3.87%	3.40%	3.20%	2.44%	3.09%
29-Apr-22	4,068,015,764.06	1,500.18	3.84%	3.39%	3.24%	2.45%	3.08%
28-Apr-22	3,931,414,782.00	1,500.06	3.86%	4.08%	3.22%	2.44%	3.08%
27-Apr-22	3,898,326,991.69	1,499.88	3.78%	4.02%	3.18%	2.42%	3.10%
26-Apr-22	3,892,861,904.96	1,499.75	5.02%	3.99%	3.65%	2.39%	3.07%
25-Apr-22	4,051,109,594.81	1,499.62	4.98%	3.93%	3.13%	2.38%	3.07%
24-Apr-22	4,032,862,796.14	1,499.44	4.90%	3.48%	3.26%	2.37%	3.07%
23-Apr-22	4,032,565,447.47	1,499.33	3.80%	3.49%	3.23%	2.39%	3.06%
22-Apr-22	4,032,268,084.13	1,499.22	3.89%	3.50%	3.21%	2.38%	3.06%
21-Apr-22	3,975,733,031.44	1,499.09	4.00%	3.46%	3.18%	2.37%	3.05%
20-Apr-22	3,964,780,954.56	1,498.70	3.92%	3.32%	3.08%	2.32%	3.03%
19-Apr-22	4,109,019,147.24	1,498.54	3.79%	3.27%	3.04%	2.28%	3.05%
18-Apr-22	4,091,690,936.77	1,498.37	3.72%	3.23%	2.73%	2.29%	3.05%
17-Apr-22	4,074,399,744.48	1,498.17	3.62%	3.28%	2.69%	2.27%	3.05%
16-Apr-22	4,074,141,555.59	1,498.08	3.65%	3.27%	2.67%	2.30%	3.05%
15-Apr-22	4,073,857,451.18	1,497.97	3.85%	3.24%	2.61%	2.23%	3.04%
14-Apr-22	4,073,573,332.78	1,497.87	4.03%	3.21%	2.59%	2.22%	3.06%
13-Apr-22	4,066,297,434.24	1,497.75	4.01%	3.17%	2.57%	2.21%	3.09%
12-Apr-22	3,909,540,314.27	1,497.45	4.11%	3.07%	2.74%	2.19%	3.12%
11-Apr-22	3,955,538,602.85	1,497.33	4.05%	3.25%	2.72%	2.19%	3.12%
10-Apr-22	4,095,735,956.85	1,497.23	4.01%	3.20%	2.69%	2.21%	3.10%
9-Apr-22	4,095,448,196.46	1,497.12	3.72%	3.36%	2.67%	2.21%	3.09%
8-Apr-22	4,095,150,699.76	1,497.01	3.78%	3.36%	2.64%	2.17%	3.09%
7-Apr-22	4,074,358,284.78	1,495.57	2.54%	2.77%	2.26%	1.98%	3.01%
6-Apr-22	4,145,012,238.74	1,496.97	3.79%	3.35%	2.65%	2.18%	3.16%
5-Apr-22	4,137,807,140.59	1,496.75	3.49%	3.27%	2.80%	2.16%	3.15%
4-Apr-22	4,260,481,956.85	1,495.26	2.33%	2.72%	2.42%	1.98%	3.06%
3-Apr-22	4,252,948,691.85	1,494.89	2.07%	2.56%	2.39%	1.95%	3.05%

Fecha	Patrimonio neto del Fondo	Valor Cuota	Rentabilidad				
			30 días	60 días	90 días	180 días	365 días
2-Apr-22	4,252,678,420.67	1,494.80	2.24%	2.58%	2.33%	1.95%	3.04%
1-Apr-22	4,252,397,247.93	1,494.70	2.22%	2.51%	2.31%	1.94%	3.04%
31-Mar-22	4,039,077,898.72	1,495.53	2.93%	2.96%	2.55%	2.06%	3.10%
30-Mar-22	4,054,287,360.88	1,495.46	2.93%	2.94%	2.54%	2.05%	3.12%
29-Mar-22	4,097,584,777.52	1,495.32	4.28%	2.90%	2.66%	2.03%	3.14%
28-Mar-22	4,088,388,862.26	1,495.24	4.25%	3.62%	2.65%	2.06%	3.17%
27-Mar-22	4,066,945,615.79	1,493.59	2.94%	2.22%	2.21%	1.85%	3.06%
26-Mar-22	4,066,739,674.74	1,493.51	2.87%	2.46%	2.20%	1.84%	3.06%
25-Mar-22	4,066,513,167.60	1,493.43	2.04%	2.43%	2.18%	1.83%	3.05%
24-Mar-22	4,049,051,326.28	1,494.66	3.16%	2.95%	2.52%	2.01%	3.14%
23-Mar-22	4,104,754,839.83	1,494.44	3.10%	2.87%	2.47%	1.99%	3.14%
22-Mar-22	4,162,604,769.11	1,494.17	2.90%	2.77%	2.38%	1.95%	3.14%
21-Mar-22	4,156,548,173.12	1,493.88	2.70%	2.66%	2.30%	1.92%	3.12%
20-Mar-22	4,164,965,759.16	1,493.88	2.73%	2.27%	2.31%	1.94%	3.15%
19-Mar-22	4,164,760,256.46	1,493.80	2.74%	2.25%	2.29%	1.95%	3.14%
18-Mar-22	4,164,554,743.53	1,493.73	2.93%	2.22%	2.31%	1.93%	3.14%
17-Mar-22	4,112,822,685.15	1,493.60	2.88%	2.13%	2.28%	1.93%	3.14%
16-Mar-22	4,160,950,927.40	1,493.24	2.61%	2.00%	2.20%	1.89%	3.14%
15-Mar-22	4,130,883,509.05	1,492.92	2.37%	1.88%	2.13%	1.86%	3.17%
14-Mar-22	4,185,667,697.28	1,492.83	2.33%	2.21%	2.13%	1.85%	3.17%
13-Mar-22	4,266,460,385.93	1,492.41	2.03%	2.07%	2.04%	1.82%	3.18%
12-Mar-22	4,266,315,351.25	1,492.36	2.43%	2.05%	2.04%	1.83%	3.18%
11-Mar-22	4,266,163,813.31	1,492.31	2.38%	2.03%	2.07%	1.84%	3.18%
10-Mar-22	4,231,027,593.77	1,492.56	3.00%	2.14%	2.14%	1.88%	3.20%
9-Mar-22	4,343,822,523.53	1,492.38	2.93%	2.08%	2.11%	1.86%	3.24%
8-Mar-22	4,367,510,464.71	1,492.45	2.98%	2.13%	2.14%	1.86%	3.24%
7-Mar-22	4,278,978,624.91	1,492.32	2.89%	2.39%	2.13%	1.84%	3.24%
6-Mar-22	4,272,909,236.43	1,492.46	3.04%	2.48%	2.18%	1.87%	3.25%
5-Mar-22	4,272,756,266.52	1,492.41	3.10%	2.58%	2.20%	1.86%	3.25%
4-Mar-22	4,272,601,240.15	1,492.36	3.05%	2.50%	2.21%	1.85%	3.25%
3-Mar-22	4,559,408,093.76	1,492.05	2.92%	2.38%	2.14%	1.82%	3.24%
2-Mar-22	4,563,287,621.73	1,491.98	2.80%	2.37%	2.13%	1.81%	3.27%
1-Mar-22	4,573,184,997.78	1,491.94	2.99%	2.37%	2.13%	1.81%	3.28%
28-Feb-22	4,596,088,637.50	1,491.87	2.95%	2.57%	2.13%	1.83%	3.29%
27-Feb-22	4,598,396,369.27	1,490.08	1.51%	1.86%	1.65%	1.59%	3.16%
26-Feb-22	4,598,251,737.13	1,490.03	2.99%	1.85%	1.66%	1.59%	3.15%
25-Feb-22	4,598,107,097.74	1,489.98	1.50%	1.85%	1.74%	1.58%	3.15%
24-Feb-22	4,881,312,145.31	1,490.00	2.04%	1.86%	1.75%	1.59%	3.16%
23-Feb-22	4,904,254,293.25	1,490.92	2.82%	2.25%	2.01%	1.72%	3.24%
22-Feb-22	4,687,537,122.19	1,490.79	2.73%	2.22%	1.99%	1.72%	3.23%
21-Feb-22	4,564,580,562.44	1,490.65	2.63%	2.13%	1.97%	1.77%	3.23%
20-Feb-22	4,605,697,884.62	1,490.61	2.63%	2.11%	1.98%	1.77%	3.23%
19-Feb-22	4,605,572,850.12	1,490.57	2.61%	2.11%	1.98%	1.80%	3.22%
18-Feb-22	4,605,447,154.34	1,490.53	1.80%	2.10%	1.98%	1.85%	3.22%
17-Feb-22	4,626,183,089.54	1,490.45	1.75%	2.12%	1.97%	1.84%	3.23%
16-Feb-22	4,629,790,811.56	1,490.14	1.51%	2.01%	1.90%	1.81%	3.23%
15-Feb-22	4,651,932,860.30	1,490.08	1.38%	2.00%	1.89%	1.79%	3.23%
14-Feb-22	4,618,351,472.45	1,490.04	1.38%	2.02%	1.89%	1.82%	3.23%
13-Feb-22	4,653,200,866.93	1,490.02	1.38%	2.04%	1.89%	1.88%	3.24%
12-Feb-22	4,653,065,513.28	1,489.97	2.09%	2.05%	1.94%	1.89%	3.24%
11-Feb-22	4,652,930,152.83	1,489.93	2.12%	2.07%	1.88%	1.89%	3.24%

Fecha	Patrimonio neto del Fondo	Valor Cuota	Rentabilidad				
			30 días	60 días	90 días	180 días	365 días
10-Feb-22	4,957,869,727.18	1,489.38	1.65%	1.90%	1.75%	1.82%	3.21%
9-Feb-22	4,949,285,957.08	1,489.40	1.68%	1.92%	1.76%	1.83%	3.25%
8-Feb-22	4,833,173,472.32	1,488.89	1.29%	1.73%	1.68%	1.77%	3.22%
7-Feb-22	4,943,348,796.17	1,488.79	1.24%	1.72%	1.67%	1.81%	3.27%
6-Feb-22	4,605,537,047.78	1,488.81	1.27%	1.75%	1.69%	1.81%	3.27%
5-Feb-22	4,605,445,682.77	1,488.78	1.87%	1.76%	1.70%	1.81%	3.27%
4-Feb-22	4,605,344,313.00	1,488.74	1.91%	1.79%	1.66%	1.80%	3.27%
3-Feb-22	4,811,793,007.10	1,488.62	2.04%	1.78%	1.64%	1.79%	3.29%
2-Feb-22	4,715,039,643.13	1,488.62	1.94%	1.80%	1.66%	1.79%	3.34%
1-Feb-22	4,664,976,410.30	1,488.48	1.83%	1.76%	1.63%	1.79%	3.33%
31-Jan-22	4,636,719,056.77	1,488.56	1.93%	1.81%	1.66%	1.84%	3.34%
30-Jan-22	4,551,027,585.16	1,488.28	1.74%	1.72%	1.60%	1.80%	3.33%
29-Jan-22	4,550,943,964.06	1,488.26	2.19%	1.74%	1.59%	1.85%	3.33%
28-Jan-22	4,550,860,338.48	1,488.23	2.21%	1.76%	1.62%	1.86%	3.33%
27-Jan-22	4,522,386,053.22	1,486.38	0.72%	1.14%	1.13%	1.61%	3.25%
26-Jan-22	4,670,335,797.01	1,488.15	2.19%	1.87%	1.63%	1.86%	3.37%
25-Jan-22	4,643,103,800.92	1,487.50	1.68%	1.62%	1.43%	1.85%	3.35%
24-Jan-22	4,745,509,182.44	1,487.48	1.69%	1.63%	1.43%	1.84%	3.37%
23-Jan-22	4,745,436,922.68	1,487.45	1.70%	1.64%	1.47%	2.01%	3.37%
22-Jan-22	4,745,356,325.34	1,487.43	1.62%	1.66%	1.51%	2.01%	3.37%
21-Jan-22	4,745,273,036.87	1,487.40	1.59%	1.66%	1.52%	2.00%	3.38%
20-Jan-22	4,745,189,744.14	1,487.38	1.60%	1.67%	1.53%	2.00%	3.38%
19-Jan-22	4,892,816,982.41	1,488.33	2.40%	2.08%	1.81%	2.14%	3.45%
18-Jan-22	4,995,534,036.27	1,488.31	2.48%	2.10%	1.76%	2.15%	3.46%
17-Jan-22	4,994,277,373.79	1,488.29	2.50%	2.11%	1.81%	2.29%	3.49%
16-Jan-22	4,891,687,603.54	1,488.39	2.62%	2.16%	1.86%	2.31%	3.51%
15-Jan-22	4,891,579,760.17	1,488.36	2.66%	2.16%	1.94%	2.25%	3.52%
14-Jan-22	4,891,471,911.34	1,488.33	2.69%	2.23%	1.82%	2.27%	3.52%
13-Jan-22	4,805,452,129.98	1,487.42	2.01%	1.79%	1.59%	2.16%	3.47%
12-Jan-22	4,807,240,417.77	1,487.34	2.01%	1.78%	1.58%	2.15%	3.47%
11-Jan-22	4,850,101,053.53	1,487.36	2.14%	1.81%	1.61%	2.15%	3.46%
10-Jan-22	4,779,043,647.55	1,487.34	2.16%	1.89%	1.64%	2.16%	3.46%
9-Jan-22	4,778,949,118.86	1,487.31	2.17%	1.90%	1.70%	2.16%	3.47%
8-Jan-22	4,778,849,376.52	1,487.28	2.20%	1.90%	1.72%	2.18%	3.47%
7-Jan-22	4,778,749,629.61	1,487.25	2.23%	1.92%	1.68%	2.21%	3.48%
6-Jan-22	4,816,433,342.26	1,486.49	1.64%	1.57%	1.48%	2.11%	3.43%
5-Jan-22	4,806,124,542.97	1,486.40	1.66%	1.56%	1.47%	2.10%	3.44%
4-Jan-22	4,851,985,097.74	1,486.12	1.51%	1.46%	1.41%	2.05%	3.43%
3-Jan-22	4,795,818,714.37	1,486.26	1.66%	1.53%	1.49%	2.16%	3.45%
2-Jan-22	4,713,899,765.73	1,486.24	1.68%	1.54%	1.52%	2.24%	3.45%
1-Jan-22	4,713,763,781.05	1,486.20	1.69%	1.54%	1.55%	2.23%	3.46%
31-Dec-21	4,713,627,812.87	1,486.16	1.70%	1.52%	1.54%	2.24%	3.46%
30-Dec-21	4,705,098,288.32	1,485.58	1.28%	1.35%	1.39%	2.17%	3.43%
29-Dec-21	4,704,381,380.91	1,485.54	1.31%	1.35%	1.39%	2.17%	3.43%
28-Dec-21	4,736,662,383.38	1,485.50	1.55%	1.35%	1.37%	2.25%	3.46%
27-Dec-21	4,286,291,316.56	1,485.47	1.54%	1.30%	1.45%	2.32%	3.47%
26-Dec-21	4,236,096,948.69	1,485.46	1.55%	1.32%	1.48%	2.33%	3.48%
25-Dec-21	4,235,985,268.48	1,485.42	1.57%	1.37%	1.47%	2.33%	3.49%
24-Dec-21	4,235,873,582.04	1,485.38	1.58%	1.43%	1.46%	2.33%	3.49%
23-Dec-21	4,278,626,843.10	1,485.45	1.70%	1.48%	1.50%	2.34%	3.50%
22-Dec-21	4,213,436,918.39	1,485.46	1.73%	1.51%	1.51%	2.35%	3.48%

Fecha	Patrimonio neto del Fondo	Valor Cuota	Rentabilidad				
			30 días	60 días	90 días	180 días	365 días
21-Dec-21	4,204,333,052.17	1,485.43	1.74%	1.51%	1.51%	2.41%	3.49%
20-Dec-21	4,212,096,037.59	1,485.40	1.76%	1.45%	1.51%	2.40%	3.53%
19-Dec-21	4,235,008,141.26	1,485.28	1.70%	1.48%	1.53%	2.44%	3.52%
18-Dec-21	4,234,895,858.77	1,485.24	1.71%	1.49%	1.55%	2.43%	3.52%
17-Dec-21	4,234,783,570.91	1,485.20	1.70%	1.60%	1.52%	2.60%	3.53%
16-Dec-21	4,211,233,355.29	1,485.12	1.65%	1.42%	1.53%	2.59%	3.57%
15-Dec-21	4,208,900,249.45	1,485.04	1.77%	1.41%	1.53%	2.59%	3.60%
14-Dec-21	4,253,228,691.13	1,484.96	1.56%	1.39%	1.53%	2.56%	3.62%
13-Dec-21	4,327,601,553.89	1,484.89	1.55%	1.40%	1.52%	2.55%	3.60%
12-Dec-21	4,295,863,061.74	1,484.75	1.48%	1.39%	1.54%	2.57%	3.61%
11-Dec-21	4,295,751,464.39	1,484.71	1.62%	1.48%	1.56%	2.57%	3.61%
10-Dec-21	4,295,638,480.08	1,484.67	1.63%	1.51%	1.59%	2.60%	3.62%
9-Dec-21	4,348,730,434.32	1,484.60	1.61%	1.43%	1.58%	2.60%	3.61%
8-Dec-21	4,333,267,636.80	1,484.53	1.60%	1.41%	1.57%	2.60%	3.60%
7-Dec-21	4,355,544,007.99	1,484.49	1.50%	1.42%	1.53%	2.61%	3.61%
6-Dec-21	4,370,868,025.12	1,484.37	1.45%	1.39%	1.50%	2.65%	3.62%
5-Dec-21	4,425,645,349.55	1,484.27	1.41%	1.42%	1.49%	2.72%	3.61%
4-Dec-21	4,425,535,708.43	1,484.24	1.40%	1.46%	1.48%	2.70%	3.62%
3-Dec-21	4,425,426,061.78	1,484.20	1.40%	1.50%	1.47%	2.70%	3.62%
2-Dec-21	4,675,506,358.69	1,484.14	1.39%	1.47%	1.46%	2.70%	3.63%
1-Dec-21	4,712,650,034.48	1,484.08	1.34%	1.47%	1.46%	2.70%	3.63%
30-Nov-21	4,646,613,417.09	1,484.02	1.41%	1.46%	1.44%	2.70%	3.62%
29-Nov-21	4,667,323,970.23	1,483.94	1.39%	1.42%	1.48%	2.69%	3.63%
28-Nov-21	4,594,758,020.28	1,483.61	1.15%	1.41%	1.40%	2.70%	3.61%
27-Nov-21	4,594,687,535.24	1,483.58	1.07%	1.45%	1.41%	2.79%	3.61%
26-Nov-21	4,594,613,837.58	1,483.56	1.08%	1.44%	1.40%	2.73%	3.62%
25-Nov-21	4,784,108,565.06	1,483.51	1.16%	1.43%	1.40%	2.73%	3.62%
24-Nov-21	4,781,563,069.96	1,483.45	1.27%	1.42%	1.39%	2.73%	3.63%
23-Nov-21	4,772,776,075.45	1,483.38	1.27%	1.41%	1.41%	2.73%	3.63%
22-Nov-21	4,758,012,563.49	1,483.35	1.28%	1.42%	1.54%	2.92%	3.58%
21-Nov-21	4,759,451,315.62	1,483.31	1.29%	1.41%	1.54%	3.01%	3.59%
20-Nov-21	4,759,280,878.89	1,483.25	1.13%	1.46%	1.59%	3.00%	3.60%
19-Nov-21	4,759,110,433.65	1,483.20	1.26%	1.49%	1.68%	2.98%	3.60%
18-Nov-21	4,746,503,343.22	1,483.16	1.27%	1.45%	1.68%	2.97%	3.63%
17-Nov-21	4,776,229,367.74	1,483.13	1.51%	1.47%	1.69%	2.98%	3.65%
16-Nov-21	4,839,116,144.73	1,483.10	1.18%	1.50%	1.67%	3.00%	3.68%
15-Nov-21	4,943,069,403.59	1,482.89	1.04%	1.45%	1.67%	3.07%	3.69%
14-Nov-21	4,999,118,997.48	1,483.06	1.23%	1.53%	1.84%	3.26%	3.73%
13-Nov-21	4,998,937,386.00	1,483.00	1.24%	1.59%	1.86%	3.30%	3.73%
12-Nov-21	4,998,755,766.45	1,482.95	1.31%	1.62%	1.86%	3.31%	3.74%
11-Nov-21	5,074,797,305.56	1,482.74	1.34%	1.60%	1.81%	3.29%	3.75%
10-Nov-21	5,124,576,712.59	1,482.68	1.38%	1.58%	1.81%	3.29%	3.76%
9-Nov-21	4,930,866,476.79	1,482.64	1.24%	1.58%	1.82%	3.30%	3.78%
8-Nov-21	5,018,450,687.88	1,482.57	1.22%	1.51%	1.92%	3.38%	3.80%
7-Nov-21	4,934,166,120.79	1,482.66	1.33%	1.54%	1.94%	3.51%	3.82%
6-Nov-21	4,933,986,192.26	1,482.61	1.34%	1.55%	1.93%	3.53%	3.82%
5-Nov-21	4,933,806,255.76	1,482.55	1.44%	1.53%	1.90%	3.56%	3.82%
4-Nov-21	5,136,695,717.69	1,482.53	1.53%	1.52%	1.90%	3.56%	3.84%
3-Nov-21	5,000,150,685.14	1,482.49	1.59%	1.52%	1.90%	3.56%	3.85%
2-Nov-21	5,040,290,825.25	1,482.45	1.56%	1.52%	1.93%	3.56%	3.87%
1-Nov-21	5,145,273,371.60	1,482.45	1.60%	1.51%	2.00%	3.66%	3.89%

Fecha	Patrimonio neto del Fondo	Valor Cuota	Rentabilidad				
			30 días	60 días	90 días	180 días	365 días
31-Oct-21	5,025,518,193.35	1,482.30	1.50%	1.55%	1.96%	3.67%	3.89%
30-Oct-21	5,025,357,407.47	1,482.25	1.44%	1.55%	2.05%	3.71%	3.90%
29-Oct-21	5,025,196,614.47	1,482.20	1.66%	1.55%	2.07%	3.73%	3.90%
28-Oct-21	4,958,196,384.24	1,482.29	1.83%	1.57%	2.10%	3.75%	3.93%
27-Oct-21	4,644,656,113.19	1,482.25	1.79%	1.58%	2.10%	3.75%	3.94%
26-Oct-21	4,664,149,776.27	1,482.09	1.69%	1.53%	2.21%	3.75%	3.94%
25-Oct-21	4,644,748,136.74	1,481.90	1.57%	1.50%	2.14%	3.78%	3.95%
24-Oct-21	4,681,053,594.41	1,481.83	1.55%	1.69%	2.47%	3.74%	3.96%
23-Oct-21	4,680,897,950.31	1,481.79	1.55%	1.68%	2.47%	3.74%	3.96%
22-Oct-21	4,680,742,298.43	1,481.74	1.53%	1.77%	2.43%	3.75%	3.97%
21-Oct-21	4,682,016,656.71	1,481.88	1.80%	1.98%	2.48%	3.78%	4.00%
20-Oct-21	4,631,742,360.34	1,481.67	1.71%	1.91%	2.44%	3.76%	4.01%
19-Oct-21	4,804,098,402.94	1,481.61	1.62%	1.91%	2.45%	3.76%	4.02%
18-Oct-21	4,769,624,218.37	1,481.29	1.43%	1.76%	2.65%	3.73%	4.02%
17-Oct-21	4,877,855,744.68	1,481.67	1.81%	2.00%	2.77%	3.83%	4.09%
16-Oct-21	4,877,688,291.81	1,481.62	1.85%	2.17%	2.64%	3.84%	4.09%
15-Oct-21	4,877,520,830.31	1,481.57	1.84%	2.20%	2.69%	3.87%	4.10%
14-Oct-21	5,023,396,326.13	1,481.49	1.93%	2.18%	2.68%	3.87%	4.05%
13-Oct-21	4,843,558,465.46	1,481.36	1.93%	2.15%	2.66%	3.86%	4.06%
12-Oct-21	4,798,681,785.60	1,481.11	1.85%	2.06%	2.58%	3.86%	4.06%
11-Oct-21	4,968,400,606.44	1,481.00	1.79%	2.05%	2.56%	3.93%	4.07%
10-Oct-21	5,259,597,629.01	1,481.13	1.92%	2.28%	2.61%	4.04%	4.08%
9-Oct-21	5,259,432,807.46	1,481.09	1.79%	2.25%	2.66%	4.06%	4.09%
8-Oct-21	5,259,267,977.67	1,481.04	1.75%	2.24%	2.70%	4.03%	4.10%
7-Oct-21	5,135,564,326.88	1,480.98	1.76%	2.19%	2.70%	4.02%	4.12%
6-Oct-21	5,233,090,724.58	1,480.81	1.63%	2.14%	2.66%	4.00%	4.12%
5-Oct-21	5,544,540,860.41	1,480.68	1.51%	2.11%	2.60%	4.03%	4.14%
4-Oct-21	5,552,841,021.05	1,480.55	1.44%	2.11%	2.74%	4.11%	4.14%
3-Oct-21	5,656,282,996.70	1,480.55	1.47%	2.21%	2.91%	4.13%	4.15%
2-Oct-21	5,656,130,029.41	1,480.51	1.42%	2.20%	2.89%	4.14%	4.16%
1-Oct-21	5,655,977,054.43	1,480.47	1.60%	2.34%	2.92%	4.17%	4.17%
30-Sep-21	5,767,349,352.55	1,480.49	1.65%	2.39%	2.94%	4.17%	4.19%
29-Sep-21	5,837,450,658.16	1,480.18	1.44%	2.28%	2.87%	4.13%	4.17%
28-Sep-21	5,738,559,009.72	1,480.06	1.32%	2.25%	2.99%	4.12%	4.18%
27-Sep-21	5,770,755,087.03	1,480.07	1.36%	2.48%	3.15%	4.17%	4.20%
26-Sep-21	5,748,861,217.62	1,480.03	1.37%	2.45%	3.16%	4.23%	4.21%
25-Sep-21	5,748,689,871.59	1,479.99	1.43%	2.94%	3.16%	4.30%	4.22%
24-Sep-21	5,748,518,517.96	1,479.95	1.83%	2.95%	3.16%	4.30%	4.23%
23-Sep-21	5,748,347,156.75	1,479.90	1.81%	2.89%	3.16%	4.29%	4.26%
22-Sep-21	5,910,284,351.37	1,479.88	2.00%	2.90%	3.16%	4.30%	4.27%
21-Sep-21	5,905,042,299.56	1,479.69	2.15%	2.84%	3.23%	4.28%	4.26%
20-Sep-21	6,157,676,024.86	1,479.58	2.11%	2.84%	3.20%	4.29%	4.27%
19-Sep-21	6,663,684,656.19	1,479.64	2.19%	3.29%	3.32%	4.34%	4.30%
18-Sep-21	6,663,301,137.33	1,479.55	2.09%	3.27%	3.29%	4.32%	4.30%
17-Sep-21	6,662,917,616.86	1,479.47	2.18%	3.07%	3.61%	4.36%	4.31%
16-Sep-21	6,582,109,163.35	1,479.37	2.49%	3.12%	3.59%	4.35%	4.32%
15-Sep-21	6,204,586,707.25	1,479.33	2.56%	3.13%	3.60%	4.35%	4.34%
14-Sep-21	6,333,603,697.96	1,479.14	2.43%	3.07%	3.50%	4.35%	4.33%
13-Sep-21	6,429,083,977.06	1,479.01	2.36%	3.01%	3.47%	4.37%	4.34%
12-Sep-21	6,360,563,527.57	1,478.86	2.27%	2.96%	3.52%	4.45%	4.34%
11-Sep-21	6,360,424,690.16	1,478.83	2.31%	2.96%	3.51%	4.48%	4.36%

Fecha	Patrimonio neto del Fondo	Valor Cuota	Rentabilidad				
			30 días	60 días	90 días	180 días	365 días
10-Sep-21	6,360,285,845.71	1,478.79	2.63%	3.04%	3.58%	4.54%	4.37%
9-Sep-21	6,391,387,551.89	1,478.91	2.71%	3.17%	3.63%	4.56%	4.39%
8-Sep-21	6,239,053,161.76	1,478.92	2.73%	3.19%	3.64%	4.56%	4.41%
7-Sep-21	6,337,139,414.52	1,478.84	2.62%	3.18%	3.66%	4.57%	4.42%
6-Sep-21	6,453,280,236.46	1,478.83	2.65%	3.14%	3.77%	4.67%	4.44%
5-Sep-21	6,488,449,351.41	1,478.84	2.71%	3.41%	3.94%	4.66%	4.45%
4-Sep-21	6,488,270,841.21	1,478.80	2.78%	3.64%	3.90%	4.66%	4.46%
3-Sep-21	6,488,090,210.86	1,478.76	2.95%	3.62%	3.90%	4.67%	4.47%
2-Sep-21	6,470,899,715.51	1,478.78	2.97%	3.68%	3.91%	4.68%	4.49%
1-Sep-21	6,485,698,199.74	1,478.53	3.07%	3.60%	3.86%	4.65%	4.49%
31-Aug-21	6,497,312,653.25	1,478.49	3.13%	3.60%	3.86%	4.66%	4.50%
30-Aug-21	6,107,896,726.47	1,478.43	3.12%	3.81%	3.86%	4.73%	4.52%
29-Aug-21	6,115,622,375.72	1,478.46	3.18%	4.06%	3.97%	4.77%	4.53%
28-Aug-21	6,115,437,385.31	1,478.42	3.60%	4.07%	4.14%	4.77%	4.55%
27-Aug-21	6,115,252,385.62	1,478.37	3.52%	4.07%	4.02%	4.76%	4.56%
26-Aug-21	6,064,735,463.81	1,478.25	4.44%	4.03%	4.00%	4.74%	4.57%
25-Aug-21	6,033,100,459.04	1,477.73	4.07%	3.83%	3.87%	4.67%	4.53%
24-Aug-21	6,115,712,351.10	1,477.71	3.97%	3.85%	3.88%	4.69%	4.56%
23-Aug-21	6,117,494,668.40	1,477.45	3.79%	3.91%	4.20%	4.68%	4.55%
22-Aug-21	6,130,086,221.74	1,477.08	3.53%	3.76%	4.28%	4.63%	4.54%
21-Aug-21	6,129,888,157.85	1,477.03	3.57%	3.90%	4.28%	4.64%	4.55%
20-Aug-21	6,129,690,084.06	1,476.98	4.39%	3.88%	4.23%	4.63%	4.56%
19-Aug-21	6,127,383,990.95	1,477.01	4.45%	4.40%	4.23%	4.63%	4.58%
18-Aug-21	6,083,400,690.64	1,476.81	3.96%	4.33%	4.21%	4.61%	4.60%
17-Aug-21	5,848,135,582.03	1,476.35	3.74%	4.16%	4.12%	4.56%	4.58%
16-Aug-21	5,924,069,545.04	1,476.23	3.68%	4.04%	4.29%	4.59%	4.59%
15-Aug-21	5,923,908,489.17	1,476.19	3.69%	4.03%	4.61%	4.60%	4.60%
14-Aug-21	5,923,747,425.21	1,476.15	3.64%	4.15%	4.69%	4.59%	4.62%
13-Aug-21	5,923,586,353.14	1,476.11	3.64%	4.13%	4.71%	4.61%	4.63%
12-Aug-21	5,715,667,636.69	1,476.02	3.61%	4.22%	4.70%	4.60%	4.65%
11-Aug-21	5,712,887,012.28	1,475.60	3.43%	4.07%	4.60%	4.55%	4.64%
10-Aug-21	5,645,810,641.06	1,475.62	3.61%	4.10%	4.65%	4.58%	4.64%
9-Aug-21	5,669,987,398.70	1,475.60	3.64%	4.14%	4.82%	4.64%	4.66%
8-Aug-21	5,682,196,541.35	1,475.66	3.73%	4.34%	5.08%	4.67%	4.68%
7-Aug-21	5,682,014,428.27	1,475.61	3.61%	4.57%	5.12%	4.78%	4.69%
6-Aug-21	5,681,832,306.08	1,475.56	4.10%	4.51%	5.16%	4.77%	4.71%
5-Aug-21	5,651,947,530.84	1,475.43	4.49%	4.46%	5.14%	4.76%	4.72%
4-Aug-21	5,471,421,536.89	1,475.18	4.27%	4.37%	5.09%	4.73%	4.72%
3-Aug-21	5,634,389,516.56	1,475.17	4.37%	4.39%	5.10%	4.78%	4.74%
2-Aug-21	5,606,797,966.05	1,474.80	4.11%	4.26%	5.19%	4.82%	4.73%
1-Aug-21	5,599,826,774.07	1,474.69	4.06%	4.23%	5.23%	4.81%	4.74%
31-Jul-21	5,599,658,400.00	1,474.64	4.49%	4.37%	5.30%	4.82%	4.76%
30-Jul-21	5,599,515,959.09	1,474.61	4.93%	4.63%	5.35%	4.83%	4.77%
29-Jul-21	5,187,231,963.43	1,474.05	4.52%	4.24%	5.21%	4.76%	4.75%
28-Jul-21	5,067,221,891.10	1,474.11	4.61%	4.28%	5.24%	4.77%	4.77%
27-Jul-21	5,298,088,910.81	1,472.88	3.61%	3.78%	4.92%	4.68%	4.70%
26-Jul-21	5,351,552,282.96	1,472.80	3.58%	3.79%	5.03%	4.66%	4.71%
25-Jul-21	5,299,635,997.94	1,472.91	3.71%	4.41%	4.98%	4.74%	4.73%
24-Jul-21	5,299,453,572.07	1,472.86	4.02%	4.67%	5.00%	4.77%	4.74%
23-Jul-21	5,299,271,437.10	1,472.81	3.97%	4.66%	5.01%	4.77%	4.76%
22-Jul-21	5,102,024,557.93	1,472.71	4.21%	4.56%	5.00%	4.77%	4.77%

Fecha	Patrimonio neto del Fondo	Valor Cuota	Rentabilidad				
			30 días	60 días	90 días	180 días	365 días
21-Jul-21	5,276,280,830.06	1,471.66	3.34%	4.13%	4.72%	4.63%	4.72%
20-Jul-21	5,256,437,680.81	1,471.63	4.32%	4.15%	4.73%	4.64%	4.73%
19-Jul-21	5,218,323,327.00	1,472.03	4.68%	4.38%	4.87%	4.70%	4.78%
18-Jul-21	5,244,855,237.31	1,471.82	4.55%	4.60%	4.90%	4.70%	4.78%
17-Jul-21	5,244,672,707.22	1,471.77	4.39%	5.07%	4.93%	4.74%	4.79%
16-Jul-21	5,244,490,168.01	1,471.72	4.34%	5.19%	4.99%	4.77%	4.81%
15-Jul-21	5,158,037,467.87	1,471.74	4.65%	5.25%	5.01%	4.79%	4.82%
14-Jul-21	5,205,286,496.60	1,471.70	4.61%	5.26%	5.02%	4.79%	4.83%
13-Jul-21	5,210,728,775.53	1,471.66	4.82%	5.26%	5.08%	4.82%	4.86%
12-Jul-21	5,283,111,294.75	1,471.45	4.69%	5.23%	5.19%	4.80%	4.86%
11-Jul-21	5,225,092,240.35	1,471.25	4.57%	5.42%	5.33%	4.74%	4.86%
10-Jul-21	5,224,927,099.40	1,471.20	4.63%	5.76%	5.36%	4.74%	4.88%
9-Jul-21	5,224,739,033.99	1,471.15	4.94%	5.81%	5.29%	4.75%	4.89%
8-Jul-21	4,981,326,360.42	1,471.24	5.51%	5.94%	5.32%	4.78%	4.92%
7-Jul-21	5,194,845,346.33	1,470.60	4.90%	5.69%	5.16%	4.70%	4.89%
6-Jul-21	4,953,681,403.39	1,470.01	4.42%	5.47%	5.07%	4.63%	4.87%
5-Jul-21	4,959,153,328.49	1,470.02	4.46%	5.50%	5.28%	4.67%	4.89%
4-Jul-21	4,957,497,674.40	1,469.89	4.40%	5.74%	5.28%	4.66%	4.90%
3-Jul-21	4,957,329,198.82	1,469.84	4.40%	5.82%	5.29%	4.67%	4.92%
2-Jul-21	4,957,150,244.34	1,469.79	4.39%	5.93%	5.35%	4.68%	4.93%
1-Jul-21	5,221,426,743.83	1,469.23	4.25%	5.78%	5.20%	4.61%	4.91%
30-Jun-21	5,069,760,786.09	1,468.66	4.32%	5.56%	5.05%	4.55%	4.88%
29-Jun-21	4,949,160,277.51	1,468.60	3.95%	5.56%	5.04%	4.55%	4.90%
28-Jun-21	5,080,573,669.30	1,468.55	3.93%	5.58%	5.12%	4.56%	4.90%
27-Jun-21	5,549,516,659.99	1,468.51	3.94%	5.75%	5.23%	4.61%	4.92%
26-Jun-21	5,549,374,561.29	1,468.48	3.98%	5.62%	5.37%	4.63%	4.93%
25-Jun-21	5,549,185,095.56	1,468.43	5.10%	5.64%	5.37%	4.66%	4.95%
24-Jun-21	5,406,319,502.31	1,468.01	5.30%	5.52%	5.26%	4.61%	4.93%
23-Jun-21	5,406,319,502.31	1,468.01	5.33%	5.53%	5.27%	4.63%	4.95%
22-Jun-21	5,355,343,718.49	1,467.63	4.89%	5.40%	5.18%	4.59%	4.94%
21-Jun-21	5,355,343,718.49	1,467.63	4.89%	5.42%	5.24%	4.54%	4.96%
20-Jun-21	5,380,981,338.15	1,466.42	3.97%	4.96%	4.97%	4.40%	4.89%
19-Jun-21	5,380,844,442.75	1,466.38	4.07%	5.08%	4.95%	4.47%	4.90%
18-Jun-21	5,380,658,856.68	1,466.33	4.64%	5.13%	5.04%	4.46%	4.92%
17-Jun-21	5,230,665,510.71	1,466.48	5.73%	5.30%	5.09%	4.49%	4.95%
16-Jun-21	5,291,208,744.88	1,466.48	6.02%	5.32%	5.11%	4.51%	4.96%
15-Jun-21	4,929,900,797.17	1,466.14	5.83%	5.20%	5.05%	4.55%	4.96%
14-Jun-21	4,873,785,995.52	1,466.15	5.88%	5.31%	5.15%	4.64%	4.98%
13-Jun-21	5,068,947,636.00	1,465.84	5.67%	5.44%	5.26%	4.64%	4.97%
12-Jun-21	5,068,797,286.00	1,465.80	5.76%	5.71%	5.30%	4.61%	4.99%
11-Jun-21	5,068,614,090.73	1,465.75	6.24%	5.76%	5.42%	4.63%	5.00%
10-Jun-21	5,039,599,281.00	1,465.62	6.86%	5.62%	5.39%	4.63%	5.01%
9-Jun-21	4,981,648,542.65	1,465.20	6.66%	5.45%	5.28%	4.58%	5.00%
8-Jun-21	5,131,822,820.85	1,464.61	6.34%	5.22%	5.14%	4.50%	4.98%
7-Jun-21	5,197,452,897.50	1,464.71	6.47%	5.39%	5.37%	4.50%	5.00%
6-Jun-21	5,244,407,760.37	1,464.69	6.50%	5.69%	5.36%	4.52%	5.02%
5-Jun-21	5,244,267,026.99	1,464.65	6.52%	5.72%	5.36%	4.55%	5.03%
4-Jun-21	5,244,079,787.25	1,464.60	7.05%	5.74%	5.37%	4.54%	5.05%
3-Jun-21	5,222,480,420.38	1,464.55	7.21%	5.82%	5.36%	4.55%	5.06%
2-Jun-21	5,222,293,283.68	1,464.50	7.44%	5.82%	5.36%	4.56%	5.08%
1-Jun-21	5,223,981,648.97	1,464.12	7.29%	5.67%	5.29%	4.52%	5.07%

Fecha	Patrimonio neto del Fondo	Valor Cuota	Rentabilidad				
			30 días	60 días	90 días	180 días	365 días
31-May-21	5,143,359,473.49	1,463.46	6.78%	5.41%	5.27%	4.45%	5.04%
30-May-21	5,134,122,325.59	1,463.85	7.15%	5.72%	5.43%	4.49%	5.09%
29-May-21	5,134,006,614.98	1,463.82	7.20%	5.88%	5.45%	4.50%	5.10%
28-May-21	5,133,838,415.02	1,463.77	7.53%	6.08%	5.41%	4.50%	5.11%
27-May-21	5,092,486,297.29	1,463.69	7.24%	6.06%	5.40%	4.50%	5.12%
26-May-21	4,781,011,518.48	1,462.30	6.16%	5.49%	5.01%	4.32%	5.04%
25-May-21	4,722,555,825.78	1,461.65	5.71%	5.23%	4.86%	4.25%	5.01%
24-May-21	4,675,991,490.35	1,461.61	5.72%	5.24%	4.92%	4.26%	5.03%
23-May-21	4,645,886,326.92	1,461.75	5.88%	5.38%	4.96%	4.31%	5.06%
22-May-21	4,645,886,326.92	1,461.75	5.93%	5.50%	4.99%	4.21%	5.08%
21-May-21	4,645,570,122.47	1,461.65	5.93%	5.44%	4.95%	4.22%	5.09%
20-May-21	4,818,190,388.52	1,461.50	6.08%	5.53%	4.91%	4.21%	5.09%
19-May-21	4,606,990,772.18	1,460.76	5.59%	5.24%	4.71%	4.13%	5.06%
18-May-21	4,722,581,033.59	1,459.60	4.84%	4.77%	4.42%	4.01%	4.99%
17-May-21	4,720,470,191.46	1,459.26	4.59%	4.69%	4.41%	4.02%	4.99%
16-May-21	4,679,848,661.37	1,459.14	4.54%	4.77%	4.42%	4.07%	5.00%
15-May-21	4,679,693,013.02	1,459.09	4.72%	5.05%	4.40%	4.11%	5.02%
14-May-21	4,679,526,985.93	1,459.04	5.18%	5.11%	4.42%	4.16%	5.03%
13-May-21	4,668,280,788.77	1,458.90	5.64%	5.24%	4.39%	4.15%	5.04%
12-May-21	4,708,655,616.20	1,458.27	5.24%	4.99%	4.22%	4.08%	5.01%
11-May-21	4,658,235,537.23	1,457.40	4.35%	4.64%	4.04%	4.01%	4.97%
10-May-21	4,612,487,236.05	1,457.22	4.22%	4.60%	4.12%	4.02%	4.98%
9-May-21	4,499,423,096.87	1,457.01	4.08%	4.82%	4.09%	4.03%	4.98%
8-May-21	4,499,280,577.51	1,456.96	4.29%	4.78%	4.32%	4.07%	5.00%
7-May-21	4,499,122,143.12	1,456.91	4.86%	4.78%	4.29%	4.08%	5.01%
6-May-21	4,336,039,092.62	1,456.85	4.89%	4.79%	4.28%	4.09%	5.02%
5-May-21	4,605,315,996.86	1,456.16	4.41%	4.51%	4.10%	4.01%	4.99%
4-May-21	4,592,223,447.09	1,455.92	4.41%	4.42%	4.14%	4.01%	4.99%
3-May-21	4,589,274,314.27	1,455.60	4.17%	4.35%	4.23%	3.99%	4.99%
2-May-21	4,474,656,609.86	1,455.40	4.02%	4.51%	4.20%	4.00%	4.99%
1-May-21	4,474,504,144.95	1,455.35	4.01%	4.56%	4.21%	4.04%	5.00%
30-Apr-21	4,474,342,221.59	1,455.30	4.26%	4.59%	4.22%	4.06%	5.02%
29-Apr-21	4,433,523,235.38	1,455.21	4.54%	4.51%	4.20%	4.06%	5.03%
28-Apr-21	4,553,349,226.82	1,454.77	4.60%	4.34%	4.09%	4.02%	5.02%
27-Apr-21	4,523,242,060.91	1,455.03	4.85%	4.46%	4.33%	4.09%	5.06%
26-Apr-21	4,518,309,531.65	1,454.93	4.80%	4.46%	4.29%	4.10%	5.07%
25-Apr-21	4,551,992,993.87	1,454.82	4.73%	4.52%	4.38%	4.12%	5.08%
24-Apr-21	4,551,849,582.26	1,454.78	4.73%	4.51%	4.44%	4.16%	5.10%
23-Apr-21	4,551,670,387.42	1,454.72	4.87%	4.52%	4.44%	4.17%	5.11%
22-Apr-21	4,478,287,297.58	1,454.66	5.04%	4.47%	4.44%	4.18%	5.13%
21-Apr-21	4,607,626,555.55	1,454.56	4.92%	4.44%	4.43%	4.18%	5.14%
20-Apr-21	4,490,125,903.61	1,454.23	4.97%	4.32%	4.37%	4.18%	5.13%
19-Apr-21	4,543,656,509.06	1,454.08	4.87%	4.31%	4.34%	4.20%	5.14%
18-Apr-21	4,756,187,618.48	1,453.82	4.68%	4.32%	4.32%	4.20%	5.14%
17-Apr-21	4,756,050,360.77	1,453.77	4.77%	4.37%	4.40%	4.24%	5.16%
16-Apr-21	4,755,859,276.76	1,453.72	4.99%	4.33%	4.47%	4.31%	5.17%
15-Apr-21	4,457,140,582.36	1,453.45	5.36%	4.28%	4.41%	4.29%	5.17%
14-Apr-21	4,448,552,548.08	1,452.86	5.02%	4.04%	4.26%	4.23%	5.15%
13-Apr-21	4,608,810,324.12	1,452.17	4.83%	3.76%	4.13%	4.05%	5.12%
12-Apr-21	4,311,531,470.37	1,452.01	4.71%	3.79%	4.11%	4.06%	5.12%
11-Apr-21	4,490,375,922.51	1,452.21	4.91%	4.06%	4.11%	4.11%	5.16%

Fecha	Patrimonio neto del Fondo	Valor Cuota	Rentabilidad				
			30 días	60 días	90 días	180 días	365 días
10-Apr-21	4,490,301,753.87	1,452.18	4.97%	4.10%	4.12%	4.15%	5.17%
9-Apr-21	4,490,170,513.71	1,452.14	5.53%	4.44%	4.15%	4.15%	5.19%
8-Apr-21	4,303,339,803.41	1,451.85	5.26%	4.30%	4.09%	4.13%	5.18%
7-Apr-21	4,370,194,455.30	1,451.12	4.69%	4.01%	3.90%	4.05%	5.15%
6-Apr-21	4,340,444,780.68	1,451.02	4.67%	3.98%	3.90%	4.08%	5.16%
5-Apr-21	4,443,091,724.53	1,450.90	4.59%	4.08%	3.94%	4.10%	5.18%
4-Apr-21	4,295,401,536.26	1,450.66	4.42%	4.26%	3.90%	4.11%	5.18%
3-Apr-21	4,295,301,611.24	1,450.63	4.52%	4.28%	3.92%	4.14%	5.19%
2-Apr-21	4,295,224,517.85	1,450.60	4.97%	4.30%	3.94%	4.15%	5.21%
1-Apr-21	4,295,124,584.04	1,450.57	5.10%	4.34%	3.96%	4.16%	5.23%
31-Mar-21	4,309,338,583.83	1,450.22	4.90%	4.20%	3.89%	4.14%	5.22%
30-Mar-21	4,311,740,568.64	1,449.80	4.47%	4.04%	3.79%	4.11%	5.21%
29-Mar-21	4,332,652,118.95	1,449.29	4.06%	4.07%	3.67%	4.05%	5.19%
28-Mar-21	4,238,777,902.85	1,449.25	4.05%	4.04%	3.77%	4.09%	5.21%
27-Mar-21	4,238,684,935.47	1,449.22	4.11%	4.21%	3.82%	4.11%	5.22%
26-Mar-21	4,238,579,590.96	1,449.18	4.29%	4.30%	3.88%	4.13%	5.24%
25-Mar-21	4,238,753,085.70	1,449.14	4.26%	4.31%	3.89%	4.16%	5.26%
24-Mar-21	4,118,975,129.01	1,448.93	4.17%	4.24%	3.86%	4.15%	5.26%
23-Mar-21	4,239,356,811.26	1,448.66	3.89%	4.15%	3.81%	4.17%	5.26%
22-Mar-21	3,957,563,936.32	1,448.70	3.94%	4.21%	3.73%	4.20%	5.28%
21-Mar-21	4,237,011,802.72	1,448.32	3.65%	4.08%	3.68%	4.16%	5.27%
20-Mar-21	4,236,914,140.83	1,448.29	3.74%	4.14%	3.82%	4.19%	5.29%
19-Mar-21	4,236,802,238.86	1,448.25	3.95%	4.26%	3.80%	4.22%	5.31%
18-Mar-21	4,102,644,062.65	1,448.09	3.95%	4.32%	3.79%	4.23%	5.31%
17-Mar-21	4,003,064,260.88	1,447.78	3.65%	4.22%	3.73%	4.21%	5.31%
16-Mar-21	4,070,148,947.48	1,447.08	3.19%	3.95%	3.71%	4.14%	5.28%
15-Mar-21	4,125,781,292.67	1,446.89	3.05%	3.97%	3.82%	4.16%	5.28%
14-Mar-21	4,167,658,559.32	1,446.43	2.69%	3.81%	3.78%	4.11%	5.27%
13-Mar-21	4,167,598,490.11	1,446.41	2.86%	3.72%	3.73%	4.14%	5.28%
12-Mar-21	4,167,505,412.97	1,446.38	3.20%	3.72%	3.78%	4.16%	5.30%
11-Mar-21	4,289,603,858.91	1,446.28	3.23%	3.74%	3.78%	4.17%	5.32%
10-Mar-21	4,258,757,958.87	1,445.57	3.34%	3.47%	3.61%	4.10%	5.28%
9-Mar-21	4,317,920,631.26	1,445.60	3.34%	3.52%	3.62%	4.13%	5.30%
8-Mar-21	4,331,058,469.58	1,445.55	3.32%	3.54%	3.57%	4.16%	5.32%
7-Mar-21	4,312,439,393.58	1,445.47	3.29%	3.61%	3.61%	4.18%	5.33%
6-Mar-21	4,312,369,260.44	1,445.45	3.56%	3.64%	3.66%	4.22%	5.35%
5-Mar-21	4,312,264,293.89	1,445.41	4.09%	3.68%	3.65%	4.23%	5.36%
4-Mar-21	4,320,420,022.11	1,445.26	4.03%	3.65%	3.63%	4.24%	5.37%
3-Mar-21	4,306,973,465.00	1,444.70	3.62%	3.45%	3.50%	4.19%	5.35%
2-Mar-21	4,201,634,042.12	1,444.51	3.56%	3.41%	3.49%	4.20%	5.35%
1-Mar-21	4,194,065,826.52	1,444.41	3.49%	3.41%	3.50%	4.21%	5.36%
28-Feb-21	4,164,149,765.00	1,444.49	3.60%	3.48%	3.50%	4.26%	5.39%
27-Feb-21	4,164,082,036.22	1,444.47	4.06%	3.64%	3.53%	4.29%	5.41%
26-Feb-21	4,164,000,495.04	1,444.44	4.02%	3.70%	3.53%	4.32%	5.42%
25-Feb-21	4,157,234,350.90	1,444.34	4.28%	3.76%	3.53%	4.33%	5.44%
24-Feb-21	4,148,654,063.94	1,444.09	4.30%	3.70%	3.49%	4.33%	5.44%
23-Feb-21	4,161,069,957.12	1,444.08	4.33%	3.73%	3.53%	4.36%	5.45%
22-Feb-21	4,107,559,829.65	1,443.98	4.30%	3.73%	3.53%	4.35%	5.46%
21-Feb-21	4,296,851,533.28	1,444.04	4.40%	3.62%	3.59%	4.41%	5.49%
20-Feb-21	4,296,792,082.57	1,444.02	4.46%	3.70%	3.39%	4.44%	5.50%
19-Feb-21	4,296,682,654.19	1,443.98	4.49%	3.90%	3.44%	4.46%	5.52%

Fecha	Patrimonio neto del Fondo	Valor Cuota	Rentabilidad				
			30 días	60 días	90 días	180 días	365 días
18-Feb-21	4,304,076,905.18	1,443.85	4.53%	3.84%	3.43%	4.47%	5.53%
17-Feb-21	4,315,263,933.65	1,443.56	4.56%	3.76%	3.38%	4.46%	5.53%
16-Feb-21	4,362,375,280.35	1,443.41	4.68%	3.74%	3.44%	4.47%	5.54%
15-Feb-21	4,166,584,733.51	1,443.45	4.77%	4.03%	3.56%	4.53%	5.56%
14-Feb-21	4,164,603,995.62	1,443.30	4.70%	4.21%	3.64%	4.54%	5.57%
13-Feb-21	4,164,527,142.28	1,443.27	4.87%	4.33%	3.73%	4.57%	5.58%
12-Feb-21	4,164,421,563.58	1,443.24	4.92%	4.25%	3.83%	4.60%	5.60%
11-Feb-21	4,177,265,683.53	1,443.02	4.56%	4.24%	3.80%	4.60%	5.60%
10-Feb-21	4,202,140,332.29	1,442.58	4.23%	4.10%	3.71%	4.57%	5.59%
9-Feb-21	3,922,565,036.12	1,442.45	4.24%	4.09%	3.78%	4.60%	5.59%
8-Feb-21	3,925,804,267.40	1,441.61	3.59%	3.73%	3.60%	4.52%	5.55%
7-Feb-21	3,892,536,854.46	1,441.65	3.69%	3.70%	3.71%	4.53%	5.57%
6-Feb-21	3,892,455,162.96	1,441.62	3.75%	3.77%	3.78%	4.56%	5.59%
5-Feb-21	3,892,347,899.02	1,441.58	3.92%	3.84%	3.81%	4.59%	5.60%
4-Feb-21	4,033,121,661.11	1,441.23	3.71%	3.69%	3.74%	4.57%	5.60%
3-Feb-21	4,063,499,278.35	1,440.57	3.25%	3.46%	3.58%	4.51%	5.57%
2-Feb-21	3,995,834,780.65	1,440.49	3.26%	3.47%	3.64%	4.54%	5.58%
1-Feb-21	4,064,896,077.97	1,440.41	3.27%	3.50%	3.67%	4.57%	5.59%
31-Jan-21	3,643,038,147.98	1,440.30	3.25%	3.50%	3.71%	4.59%	5.60%
30-Jan-21	3,642,981,209.19	1,440.27	3.31%	3.46%	3.79%	4.63%	5.62%
29-Jan-21	3,642,868,536.56	1,440.23	3.35%	3.49%	3.84%	4.65%	5.63%
28-Jan-21	3,602,621,837.37	1,439.66	3.20%	3.26%	3.71%	4.60%	5.61%
27-Jan-21	3,830,634,054.31	1,439.68	3.38%	3.32%	3.75%	4.64%	5.63%
26-Jan-21	3,755,914,779.24	1,439.27	3.22%	3.18%	3.69%	4.62%	5.61%
25-Jan-21	3,884,649,312.91	1,439.01	3.09%	3.14%	3.68%	4.61%	5.61%
24-Jan-21	3,884,497,917.90	1,438.95	3.12%	3.15%	3.73%	4.64%	5.62%
23-Jan-21	3,884,346,515.34	1,438.90	3.16%	3.20%	3.80%	4.67%	5.64%
22-Jan-21	3,884,182,015.35	1,438.84	2.83%	2.89%	3.81%	4.68%	5.65%
21-Jan-21	3,633,255,414.18	1,438.74	2.93%	2.93%	3.82%	4.70%	5.66%
20-Jan-21	3,633,090,810.94	1,438.68	3.30%	2.95%	3.84%	4.72%	5.67%
19-Jan-21	3,761,692,492.23	1,438.50	3.14%	2.92%	3.88%	4.73%	5.68%
18-Jan-21	3,711,763,486.09	1,438.17	2.94%	2.93%	3.86%	4.73%	5.67%
17-Jan-21	3,703,014,722.58	1,437.87	2.78%	2.96%	3.86%	4.73%	5.66%
16-Jan-21	3,702,848,680.05	1,437.81	3.27%	3.12%	3.93%	4.75%	5.67%
15-Jan-21	3,702,682,629.25	1,437.74	3.71%	3.24%	4.07%	4.77%	5.69%
14-Jan-21	3,681,465,886.97	1,437.52	3.77%	3.32%	4.04%	4.77%	5.69%
13-Jan-21	3,907,566,140.06	1,437.43	3.57%	3.32%	4.05%	4.79%	5.70%
12-Jan-21	3,635,596,523.39	1,437.62	3.90%	3.45%	3.95%	4.85%	5.73%
11-Jan-21	3,948,211,257.80	1,437.59	3.95%	3.60%	4.01%	4.87%	5.74%
10-Jan-21	3,889,862,830.82	1,437.44	3.92%	3.63%	4.01%	4.90%	5.75%
9-Jan-21	3,889,656,022.42	1,437.37	3.86%	3.74%	4.07%	4.93%	5.76%
8-Jan-21	3,889,434,648.75	1,437.28	3.69%	3.83%	4.07%	4.95%	5.77%
7-Jan-21	3,573,863,638.10	1,437.19	3.78%	3.84%	4.08%	4.97%	5.78%
6-Jan-21	3,696,107,808.41	1,436.95	3.76%	3.79%	4.06%	4.98%	5.78%
5-Jan-21	3,761,426,467.10	1,436.84	3.66%	3.79%	4.11%	5.00%	5.79%
4-Jan-21	4,094,736,563.75	1,436.73	3.65%	3.86%	4.15%	5.02%	5.80%
3-Jan-21	4,094,480,011.42	1,436.64	3.66%	3.89%	4.21%	5.04%	5.81%
2-Jan-21	4,094,223,446.40	1,436.55	3.71%	3.97%	4.25%	5.07%	5.82%
1-Jan-21	4,093,962,702.32	1,436.45	3.73%	4.05%	4.26%	5.10%	5.83%
31-Dec-20	4,094,197,157.76	1,436.36	3.60%	4.10%	4.28%	5.12%	5.84%
30-Dec-20	4,091,706,341.08	1,436.27	3.62%	4.12%	4.29%	5.15%	5.85%

Fecha	Patrimonio neto del Fondo	Valor Cuota	Rentabilidad				
			30 días	60 días	90 días	180 días	365 días
29-Dec-20	3,786,395,168.66	1,435.89	3.32%	4.00%	4.25%	5.12%	5.84%
28-Dec-20	3,607,677,233.79	1,435.70	3.25%	4.02%	4.23%	5.12%	5.84%
27-Dec-20	3,663,216,304.28	1,435.46	3.13%	4.01%	4.24%	5.13%	5.84%
26-Dec-20	3,662,969,252.36	1,435.37	3.18%	4.06%	4.26%	5.14%	5.85%
25-Dec-20	3,662,722,188.24	1,435.27	3.18%	4.15%	4.30%	5.16%	5.86%
24-Dec-20	3,662,475,111.92	1,435.17	3.24%	4.16%	4.32%	5.18%	5.87%
23-Dec-20	3,642,379,152.52	1,435.50	2.94%	4.35%	4.47%	5.26%	5.91%
22-Dec-20	3,707,264,439.07	1,435.28	2.92%	4.32%	4.52%	5.26%	5.91%
21-Dec-20	3,724,822,383.75	1,434.78	2.59%	4.23%	4.43%	5.23%	5.89%
20-Dec-20	3,587,712,520.90	1,434.79	2.68%	4.35%	4.46%	5.26%	5.91%
19-Dec-20	3,587,469,828.36	1,434.70	2.92%	4.44%	4.50%	5.28%	5.92%
18-Dec-20	3,587,216,637.55	1,434.60	3.14%	4.53%	4.55%	5.30%	5.93%
17-Dec-20	3,579,447,223.06	1,433.95	2.97%	4.48%	4.41%	5.24%	5.90%
16-Dec-20	3,638,662,455.17	1,433.38	2.77%	4.29%	4.30%	5.19%	5.87%
15-Dec-20	3,761,648,891.73	1,433.09	2.86%	4.23%	4.28%	5.18%	5.87%
14-Dec-20	3,756,103,914.64	1,433.23	3.07%	4.05%	4.40%	5.24%	5.90%
13-Dec-20	3,807,417,441.77	1,433.03	3.00%	4.07%	4.38%	5.25%	5.90%
12-Dec-20	3,807,140,977.82	1,432.93	3.24%	4.08%	4.42%	5.27%	5.91%
11-Dec-20	3,806,864,500.37	1,432.83	3.32%	4.16%	4.44%	5.29%	5.91%
10-Dec-20	3,946,322,630.60	1,432.82	3.61%	4.19%	4.50%	5.33%	5.93%
9-Dec-20	3,764,776,387.97	1,432.94	3.96%	4.31%	4.59%	5.38%	5.95%
8-Dec-20	3,805,801,743.13	1,432.73	3.88%	4.28%	4.58%	5.39%	5.95%
7-Dec-20	3,894,697,212.16	1,432.52	3.80%	4.32%	4.58%	5.39%	5.95%
6-Dec-20	3,986,850,825.83	1,432.53	3.91%	4.44%	4.66%	5.43%	5.97%
5-Dec-20	3,986,560,457.84	1,432.43	4.05%	4.51%	4.71%	5.45%	5.98%
4-Dec-20	3,986,270,076.34	1,432.32	4.11%	4.58%	4.72%	5.47%	5.99%
3-Dec-20	4,276,628,251.11	1,432.18	4.22%	4.56%	4.73%	5.49%	6.00%
2-Dec-20	4,355,519,438.64	1,432.06	4.36%	4.57%	4.76%	5.51%	6.00%
1-Dec-20	4,356,595,933.54	1,432.13	4.60%	4.67%	4.86%	5.55%	6.02%
30-Nov-20	4,289,143,144.68	1,432.01	4.60%	4.72%	4.87%	5.57%	6.03%
29-Nov-20	4,617,079,495.82	1,431.98	4.66%	4.74%	4.93%	5.60%	6.05%
28-Nov-20	4,616,757,805.90	1,431.88	4.77%	4.82%	4.97%	5.62%	6.06%
27-Nov-20	4,616,436,100.11	1,431.78	4.87%	4.86%	5.01%	5.64%	6.07%
26-Nov-20	4,685,034,162.86	1,431.62	4.93%	4.88%	5.02%	5.65%	6.07%
25-Nov-20	4,469,106,876.75	1,431.53	5.10%	4.92%	5.05%	5.67%	6.08%
24-Nov-20	3,942,258,639.38	1,431.36	5.06%	4.93%	5.07%	5.68%	6.08%
23-Nov-20	4,021,550,882.89	1,432.03	5.75%	5.38%	5.28%	5.82%	6.15%
22-Nov-20	4,003,751,087.94	1,431.85	5.70%	5.38%	5.32%	5.82%	6.15%
21-Nov-20	4,003,458,715.09	1,431.74	5.86%	5.39%	5.35%	5.84%	6.16%
20-Nov-20	4,003,166,327.81	1,431.64	6.01%	5.44%	5.37%	5.87%	6.17%
19-Nov-20	3,872,034,370.90	1,431.27	5.94%	5.39%	5.33%	5.85%	6.16%
18-Nov-20	3,967,243,132.82	1,430.90	5.89%	5.31%	5.28%	5.83%	6.15%
17-Nov-20	4,011,683,807.05	1,430.46	5.98%	5.21%	5.22%	5.80%	6.13%
16-Nov-20	4,147,853,728.35	1,430.12	5.80%	5.15%	5.23%	5.79%	6.12%
15-Nov-20	4,092,112,399.14	1,429.72	5.58%	5.10%	5.19%	5.77%	6.11%
14-Nov-20	4,091,803,061.87	1,429.61	5.01%	5.11%	5.22%	5.79%	6.12%
13-Nov-20	4,091,491,556.78	1,429.51	5.12%	5.16%	5.26%	5.82%	6.13%
12-Nov-20	4,252,139,779.05	1,429.12	4.90%	5.07%	5.21%	5.80%	6.11%
11-Nov-20	4,394,232,000.38	1,428.93	5.00%	5.07%	5.22%	5.81%	6.12%
10-Nov-20	4,231,113,825.15	1,428.58	4.76%	5.01%	5.21%	5.79%	6.11%
9-Nov-20	4,068,133,189.67	1,428.29	4.64%	4.97%	5.21%	5.79%	6.10%

Fecha	Patrimonio neto del Fondo	Valor Cuota	Rentabilidad				
			30 días	60 días	90 días	180 días	365 días
8-Nov-20	4,067,807,827.60	1,428.17	4.67%	5.01%	5.19%	5.81%	6.11%
7-Nov-20	4,067,479,533.40	1,428.06	4.82%	5.07%	5.22%	5.83%	6.12%
6-Nov-20	4,067,151,222.82	1,427.94	4.95%	5.13%	5.26%	5.85%	6.13%
5-Nov-20	3,966,933,956.05	1,427.67	4.96%	5.07%	5.24%	5.85%	6.12%
4-Nov-20	3,944,215,317.00	1,427.50	5.02%	5.09%	5.26%	5.86%	6.12%
3-Nov-20	3,717,908,491.21	1,427.23	4.88%	5.06%	5.27%	5.86%	6.12%
2-Nov-20	3,818,492,846.68	1,426.95	4.77%	5.06%	5.26%	5.85%	6.12%
1-Nov-20	4,177,863,028.51	1,426.74	4.72%	5.04%	5.28%	5.86%	6.12%
31-Oct-20	4,177,501,802.18	1,426.61	4.81%	5.09%	5.32%	5.87%	6.12%
30-Oct-20	4,177,201,074.98	1,426.51	4.81%	5.14%	5.35%	5.89%	6.13%
29-Oct-20	3,833,327,756.99	1,426.28	4.84%	5.14%	5.35%	5.89%	6.13%
28-Oct-20	3,919,694,792.27	1,426.07	4.82%	5.14%	5.36%	5.89%	6.13%
27-Oct-20	4,006,201,587.24	1,425.84	4.82%	5.13%	5.36%	5.90%	6.13%
26-Oct-20	3,890,040,554.70	1,425.55	4.73%	5.11%	5.35%	5.90%	6.13%
25-Oct-20	3,933,088,322.41	1,425.43	4.78%	5.07%	5.37%	5.92%	6.13%
24-Oct-20	3,932,724,549.88	1,425.30	4.99%	5.16%	5.41%	5.94%	6.14%
23-Oct-20	3,932,358,411.95	1,425.17	5.04%	5.19%	5.42%	5.96%	6.15%
22-Oct-20	4,034,643,921.04	1,424.87	4.88%	5.15%	5.40%	5.95%	6.14%
21-Oct-20	3,985,106,533.80	1,424.60	4.86%	5.12%	5.39%	5.95%	6.13%
20-Oct-20	3,997,935,419.67	1,424.31	4.81%	5.08%	5.37%	5.95%	6.13%
19-Oct-20	4,006,358,169.18	1,424.00	4.71%	5.05%	5.37%	5.94%	6.13%
18-Oct-20	3,975,104,870.22	1,423.47	4.41%	4.98%	5.30%	5.90%	6.10%
17-Oct-20	3,974,742,163.25	1,423.34	4.47%	5.03%	5.33%	5.92%	6.11%
16-Oct-20	3,974,365,834.84	1,423.20	4.61%	5.06%	5.35%	5.94%	6.11%
15-Oct-20	4,059,943,231.48	1,423.75	5.18%	5.41%	5.57%	6.06%	6.17%
14-Oct-20	4,057,501,243.65	1,423.52	5.19%	5.40%	5.57%	6.06%	6.17%
13-Oct-20	4,054,871,973.66	1,423.38	5.22%	5.43%	5.58%	6.08%	6.17%
12-Oct-20	4,039,504,678.25	1,423.08	5.13%	5.44%	5.56%	6.07%	6.17%
11-Oct-20	4,034,129,105.29	1,423.01	5.24%	5.54%	5.64%	6.09%	6.18%
10-Oct-20	4,033,708,344.04	1,422.87	5.28%	5.50%	5.68%	6.11%	6.18%
9-Oct-20	4,033,282,129.59	1,422.72	5.33%	5.53%	5.70%	6.13%	6.19%
8-Oct-20	3,846,019,427.30	1,422.42	5.30%	5.50%	5.68%	6.12%	6.18%
7-Oct-20	3,914,023,135.03	1,422.16	5.30%	5.49%	5.68%	6.12%	6.18%
6-Oct-20	3,883,619,869.40	1,421.88	5.17%	5.46%	5.67%	6.11%	6.18%
5-Oct-20	3,845,908,680.03	1,421.63	5.13%	5.48%	5.66%	6.12%	6.17%
4-Oct-20	4,062,233,591.21	1,421.53	5.21%	5.54%	5.71%	6.14%	6.18%
3-Oct-20	4,061,799,743.24	1,421.38	5.33%	5.60%	5.75%	6.16%	6.19%
2-Oct-20	4,061,363,596.07	1,421.22	5.34%	5.65%	5.79%	6.17%	6.19%
1-Oct-20	4,000,426,073.08	1,421.00	5.35%	5.65%	5.80%	6.17%	6.18%
30-Sep-20	3,902,314,393.71	1,420.90	5.46%	5.70%	5.84%	6.20%	6.19%
29-Sep-20	3,986,429,202.90	1,420.63	5.42%	5.68%	5.82%	6.19%	6.19%
28-Sep-20	3,967,641,228.67	1,420.44	5.43%	5.71%	5.82%	6.21%	6.19%
27-Sep-20	3,567,045,911.85	1,420.22	5.42%	5.71%	5.84%	6.21%	6.19%
26-Sep-20	3,566,584,656.27	1,420.04	5.47%	5.73%	5.83%	6.22%	6.19%
25-Sep-20	3,566,123,377.72	1,419.85	5.34%	5.76%	5.85%	6.23%	6.19%
24-Sep-20	3,535,430,944.29	1,419.48	5.30%	5.67%	5.81%	6.21%	6.18%
23-Sep-20	3,534,957,395.74	1,419.29	5.32%	5.69%	5.82%	6.22%	6.18%
22-Sep-20	3,565,098,789.10	1,419.18	5.39%	5.74%	5.85%	6.25%	6.19%
21-Sep-20	3,635,683,386.60	1,418.94	5.36%	5.74%	5.86%	6.24%	6.19%
20-Sep-20	3,938,649,998.87	1,418.70	5.33%	5.76%	5.85%	6.25%	6.19%
19-Sep-20	3,938,134,442.11	1,418.51	5.36%	5.80%	5.87%	6.26%	6.19%

Fecha	Patrimonio neto del Fondo	Valor Cuota	Rentabilidad				
			30 días	60 días	90 días	180 días	365 días
18-Sep-20	3,937,618,860.05	1,418.33	5.52%	5.83%	5.88%	6.27%	6.19%
17-Sep-20	3,624,991,327.07	1,418.12	5.56%	5.82%	5.89%	6.28%	6.18%
16-Sep-20	3,580,034,397.13	1,417.83	5.50%	5.79%	5.87%	6.27%	6.18%
15-Sep-20	3,579,720,069.99	1,417.71	5.61%	5.84%	5.91%	6.29%	6.19%
14-Sep-20	3,568,655,549.59	1,417.47	5.59%	5.81%	5.91%	6.30%	6.18%
13-Sep-20	3,556,567,129.30	1,417.30	5.62%	5.83%	5.93%	6.30%	6.18%
12-Sep-20	3,556,078,896.03	1,417.10	5.72%	5.90%	5.95%	6.32%	6.18%
11-Sep-20	3,555,584,979.10	1,416.91	5.81%	5.94%	5.96%	6.32%	6.18%
10-Sep-20	3,487,709,299.11	1,416.72	5.69%	5.95%	5.98%	6.33%	6.18%
9-Sep-20	3,424,903,641.51	1,416.51	5.70%	5.96%	5.99%	6.34%	6.18%
8-Sep-20	3,389,051,120.84	1,416.25	5.68%	5.95%	5.99%	6.36%	6.18%
7-Sep-20	3,363,149,688.47	1,416.00	5.65%	5.95%	5.98%	6.34%	6.18%
6-Sep-20	3,414,560,209.56	1,415.86	5.72%	5.99%	6.01%	6.36%	6.18%
5-Sep-20	3,414,080,356.99	1,415.66	5.80%	6.02%	6.03%	6.37%	6.18%
4-Sep-20	3,413,600,480.88	1,415.46	5.85%	6.05%	6.04%	6.38%	6.18%
3-Sep-20	3,113,282,707.22	1,415.17	5.85%	6.06%	6.03%	6.37%	6.17%
2-Sep-20	3,287,832,098.83	1,415.02	5.94%	6.10%	6.05%	6.38%	6.18%
1-Sep-20	3,063,992,087.82	1,414.77	5.91%	6.11%	6.05%	6.38%	6.18%
31-Aug-20	3,354,575,192.05	1,414.55	5.92%	6.09%	6.06%	6.39%	6.18%
30-Aug-20	3,234,779,238.44	1,414.32	5.92%	6.07%	6.06%	6.39%	6.18%
29-Aug-20	3,234,325,997.18	1,414.13	5.96%	6.12%	6.07%	6.40%	6.17%
28-Aug-20	3,233,866,358.67	1,413.93	5.98%	6.09%	6.09%	6.41%	6.17%
27-Aug-20	3,233,855,200.54	1,413.68	5.95%	6.09%	6.08%	6.41%	6.17%
26-Aug-20	3,228,805,018.01	1,413.64	6.15%	6.17%	6.14%	6.44%	6.19%
25-Aug-20	3,232,685,950.13	1,413.32	6.02%	6.13%	6.11%	6.43%	6.18%
24-Aug-20	3,206,550,713.04	1,413.10	6.03%	6.13%	6.12%	6.44%	6.18%
23-Aug-20	3,189,623,176.65	1,412.92	6.06%	6.17%	6.13%	6.44%	6.20%
22-Aug-20	3,189,155,015.14	1,412.71	6.09%	6.18%	6.14%	6.45%	6.20%
21-Aug-20	3,188,686,830.67	1,412.50	6.15%	6.19%	6.16%	6.45%	6.19%
20-Aug-20	3,035,434,272.66	1,412.29	6.22%	6.19%	6.16%	6.46%	6.18%
19-Aug-20	3,283,170,381.12	1,411.91	6.10%	6.13%	6.12%	6.44%	6.17%
18-Aug-20	3,275,533,217.55	1,411.67	6.06%	6.12%	6.12%	6.44%	6.17%
17-Aug-20	3,278,502,732.03	1,411.45	6.06%	6.13%	6.13%	6.45%	6.17%
16-Aug-20	3,261,246,776.37	1,411.20	6.04%	6.13%	6.13%	6.45%	6.17%
15-Aug-20	3,260,756,612.59	1,410.99	6.00%	6.15%	6.15%	6.46%	6.17%
14-Aug-20	3,260,266,424.88	1,410.78	6.01%	6.16%	6.17%	6.46%	6.17%
13-Aug-20	3,268,005,505.04	1,410.48	6.05%	6.14%	6.15%	6.45%	6.16%
12-Aug-20	3,267,623,145.27	1,410.17	6.03%	6.11%	6.14%	6.45%	6.15%
11-Aug-20	3,209,816,793.42	1,410.12	6.17%	6.19%	6.19%	6.47%	6.16%
10-Aug-20	3,240,270,569.51	1,409.90	6.18%	6.21%	6.21%	6.48%	6.16%
9-Aug-20	3,243,000,283.38	1,409.67	6.19%	6.21%	6.21%	6.48%	6.15%
8-Aug-20	3,242,498,081.89	1,409.45	6.21%	6.22%	6.22%	6.48%	6.14%
7-Aug-20	3,241,995,855.08	1,409.23	6.23%	6.24%	6.24%	6.48%	6.14%
6-Aug-20	3,270,321,003.89	1,408.94	6.21%	6.22%	6.22%	6.48%	6.14%
5-Aug-20	3,267,627,704.72	1,408.69	6.23%	6.21%	6.22%	6.48%	6.15%
4-Aug-20	3,290,554,730.74	1,408.40	6.24%	6.19%	6.21%	6.47%	6.14%
3-Aug-20	3,237,070,482.11	1,408.15	6.24%	6.19%	6.21%	6.47%	6.13%
2-Aug-20	3,198,339,067.11	1,407.93	6.27%	6.19%	6.22%	6.47%	6.13%
1-Aug-20	3,197,828,331.34	1,407.70	6.23%	6.20%	6.21%	6.47%	6.13%
31-Jul-20	3,197,317,570.53	1,407.48	6.20%	6.21%	6.21%	6.48%	6.13%
30-Jul-20	3,129,970,710.25	1,407.23	6.24%	6.21%	6.21%	6.48%	6.12%

Fecha	Patrimonio neto del Fondo	Valor Cuota	Rentabilidad				
			30 días	60 días	90 días	180 días	365 días
29-Jul-20	3,220,197,132.39	1,407.01	6.17%	6.20%	6.21%	6.48%	6.12%
28-Jul-20	3,401,300,206.00	1,406.79	6.20%	6.21%	6.23%	6.48%	6.13%
27-Jul-20	3,334,477,143.09	1,406.53	6.16%	6.20%	6.23%	6.47%	6.13%
26-Jul-20	3,311,481,646.20	1,406.36	6.21%	6.23%	6.26%	6.48%	6.13%
25-Jul-20	3,310,960,957.27	1,406.14	6.21%	6.24%	6.27%	6.49%	6.13%
24-Jul-20	3,310,440,243.01	1,405.92	6.26%	6.24%	6.28%	6.49%	6.13%
23-Jul-20	3,098,476,729.22	1,405.68	6.23%	6.26%	6.28%	6.49%	6.14%
22-Jul-20	3,172,361,746.33	1,405.40	6.21%	6.23%	6.27%	6.48%	6.13%
21-Jul-20	3,110,919,374.01	1,405.11	6.13%	6.21%	6.26%	6.47%	6.13%
20-Jul-20	2,985,975,245.19	1,404.87	6.12%	6.21%	6.27%	6.47%	6.13%
19-Jul-20	3,127,782,914.52	1,404.68	6.15%	6.23%	6.29%	6.47%	6.13%
18-Jul-20	3,127,291,848.20	1,404.46	6.18%	6.25%	6.30%	6.47%	6.13%
17-Jul-20	3,126,794,091.42	1,404.23	6.19%	6.26%	6.31%	6.47%	6.13%
16-Jul-20	3,103,279,182.79	1,404.07	6.27%	6.32%	6.34%	6.48%	6.13%
15-Jul-20	3,083,194,934.90	1,403.85	6.29%	6.33%	6.34%	6.48%	6.14%
14-Jul-20	3,071,458,513.06	1,403.50	6.21%	6.28%	6.32%	6.46%	6.13%
13-Jul-20	3,039,969,711.40	1,403.22	6.16%	6.26%	6.31%	6.45%	6.12%
12-Jul-20	3,068,319,217.65	1,403.00	6.18%	6.29%	6.31%	6.45%	6.12%
11-Jul-20	3,067,811,767.57	1,402.77	6.20%	6.29%	6.32%	6.45%	6.12%
10-Jul-20	3,067,298,264.24	1,402.53	6.20%	6.30%	6.33%	6.45%	6.12%
9-Jul-20	2,993,232,814.22	1,402.29	6.20%	6.32%	6.32%	6.45%	6.12%
8-Jul-20	3,035,186,840.26	1,402.05	6.22%	6.31%	6.32%	6.45%	6.11%
7-Jul-20	2,961,602,577.69	1,401.79	6.19%	6.31%	6.32%	6.44%	6.11%
6-Jul-20	2,738,514,441.02	1,401.52	6.16%	6.29%	6.32%	6.43%	6.11%
5-Jul-20	2,739,818,344.79	1,401.22	6.11%	6.27%	6.30%	6.42%	6.10%
4-Jul-20	2,739,326,958.88	1,400.96	6.11%	6.27%	6.31%	6.41%	6.10%
3-Jul-20	2,738,835,549.10	1,400.71	6.09%	6.24%	6.31%	6.41%	6.10%
2-Jul-20	2,872,913,654.05	1,400.53	6.15%	6.27%	6.33%	6.42%	6.10%
1-Jul-20	2,982,732,130.61	1,400.34	6.19%	6.28%	6.35%	6.42%	6.11%
30-Jun-20	2,844,346,806.92	1,400.05	6.15%	6.26%	6.34%	6.41%	6.11%
29-Jun-20	2,961,018,382.38	1,399.91	6.20%	6.32%	6.38%	6.43%	6.11%
28-Jun-20	2,957,748,654.61	1,399.66	6.19%	6.33%	6.38%	6.42%	6.11%
27-Jun-20	2,957,277,769.70	1,399.44	6.21%	6.35%	6.39%	6.43%	6.11%
26-Jun-20	2,956,801,306.26	1,399.22	6.22%	6.37%	6.39%	6.42%	6.12%
25-Jun-20	2,910,603,733.50	1,399.00	6.23%	6.38%	6.40%	6.43%	6.12%
24-Jun-20	2,733,722,022.29	1,398.72	6.19%	6.37%	6.39%	6.42%	6.12%
23-Jun-20	2,726,967,139.15	1,398.52	6.25%	6.38%	6.40%	6.42%	6.12%
22-Jun-20	2,708,179,162.47	1,398.27	6.23%	6.39%	6.40%	6.42%	6.12%
21-Jun-20	2,686,591,398.07	1,398.07	6.26%	6.42%	6.42%	6.42%	6.12%
20-Jun-20	2,686,147,625.06	1,397.84	6.27%	6.43%	6.43%	6.42%	6.13%
19-Jun-20	2,685,703,830.70	1,397.61	6.28%	6.43%	6.44%	6.42%	6.13%
18-Jun-20	2,639,804,553.21	1,397.36	6.28%	6.45%	6.44%	6.42%	6.12%
17-Jun-20	2,695,778,096.57	1,397.12	6.30%	6.45%	6.44%	6.42%	6.12%
16-Jun-20	2,676,874,462.90	1,396.87	6.33%	6.44%	6.43%	6.41%	6.12%
15-Jun-20	2,660,111,625.84	1,396.63	6.33%	6.45%	6.45%	6.41%	6.12%
14-Jun-20	2,672,257,316.01	1,396.38	6.33%	6.45%	6.44%	6.40%	6.12%
13-Jun-20	2,671,805,452.13	1,396.15	6.33%	6.45%	6.45%	6.40%	6.12%
12-Jun-20	2,671,353,565.96	1,395.91	6.36%	6.45%	6.45%	6.39%	6.12%
11-Jun-20	2,706,194,751.87	1,395.66	6.35%	6.46%	6.45%	6.39%	6.11%
10-Jun-20	2,705,748,522.61	1,395.43	6.37%	6.46%	6.46%	6.39%	6.11%
9-Jun-20	2,737,758,840.77	1,395.18	6.40%	6.46%	6.49%	6.38%	6.12%

Fecha	Patrimonio neto del Fondo	Valor Cuota	Rentabilidad				
			30 días	60 días	90 días	180 días	365 días
8-Jun-20	2,780,043,256.33	1,394.92	6.38%	6.45%	6.46%	6.37%	6.12%
7-Jun-20	2,851,726,790.88	1,394.69	6.39%	6.47%	6.47%	6.37%	6.12%
6-Jun-20	2,851,240,064.80	1,394.45	6.38%	6.47%	6.47%	6.36%	6.12%
5-Jun-20	2,850,745,856.13	1,394.21	6.40%	6.49%	6.48%	6.36%	6.12%
4-Jun-20	2,762,045,730.41	1,393.96	6.39%	6.49%	6.47%	6.36%	6.12%
3-Jun-20	2,661,428,428.48	1,393.74	6.36%	6.50%	6.47%	6.36%	6.12%
2-Jun-20	2,663,418,422.56	1,393.49	6.35%	6.50%	6.48%	6.35%	6.12%
1-Jun-20	2,848,676,063.92	1,393.26	6.35%	6.50%	6.48%	6.35%	6.12%
31-May-20	2,772,458,658.32	1,393.01	6.35%	6.52%	6.48%	6.34%	6.12%
30-May-20	2,772,056,293.38	1,392.81	6.41%	6.54%	6.49%	6.35%	6.12%
29-May-20	2,771,586,351.08	1,392.58	6.44%	6.55%	6.50%	6.35%	6.12%
28-May-20	2,779,981,223.70	1,392.34	6.45%	6.55%	6.50%	6.34%	6.12%
27-May-20	2,805,015,434.70	1,392.10	6.48%	6.55%	6.51%	6.34%	6.12%
26-May-20	2,822,615,472.89	1,391.87	6.49%	6.56%	6.51%	6.34%	6.12%
25-May-20	2,817,762,933.10	1,391.64	6.51%	6.57%	6.52%	6.33%	6.12%
24-May-20	2,805,311,424.89	1,391.36	6.48%	6.55%	6.50%	6.32%	6.11%
23-May-20	2,804,868,091.08	1,391.14	6.51%	6.56%	6.51%	6.32%	6.11%
22-May-20	2,804,412,610.62	1,390.92	6.55%	6.58%	6.51%	6.32%	6.11%
21-May-20	2,717,848,124.77	1,390.67	6.55%	6.59%	6.51%	6.32%	6.12%
20-May-20	2,704,169,843.23	1,390.43	6.55%	6.59%	6.52%	6.32%	6.11%
19-May-20	2,712,534,102.15	1,390.18	6.58%	6.59%	6.52%	6.31%	6.11%
18-May-20	2,672,466,676.95	1,389.93	6.56%	6.57%	6.52%	6.30%	6.11%
17-May-20	2,579,219,482.05	1,389.64	6.52%	6.58%	6.51%	6.29%	6.12%
16-May-20	2,578,773,411.11	1,389.40	6.54%	6.56%	6.51%	6.29%	6.12%
15-May-20	2,578,319,873.77	1,389.15	6.54%	6.59%	6.51%	6.28%	6.12%
14-May-20	2,622,777,556.86	1,388.92	6.53%	6.58%	6.51%	6.28%	6.12%
13-May-20	2,479,048,808.71	1,388.65	6.51%	6.57%	6.51%	6.27%	6.11%
12-May-20	2,581,092,842.27	1,388.41	6.53%	6.58%	6.50%	6.27%	6.11%
11-May-20	2,585,252,203.88	1,388.16	6.52%	6.62%	6.50%	6.27%	6.12%
10-May-20	2,564,809,151.49	1,387.88	6.49%	6.58%	6.49%	6.26%	6.11%
9-May-20	2,564,374,623.28	1,387.64	6.49%	6.58%	6.48%	6.25%	6.11%
8-May-20	2,563,929,177.50	1,387.40	6.52%	6.58%	6.49%	6.25%	6.11%
7-May-20	2,523,424,342.41	1,387.18	6.53%	6.60%	6.49%	6.25%	6.11%
6-May-20	2,576,999,554.58	1,386.91	6.54%	6.58%	6.48%	6.24%	6.11%
5-May-20	2,812,487,257.96	1,386.68	6.55%	6.58%	6.49%	6.23%	6.11%
4-May-20	2,903,830,387.57	1,386.48	6.60%	6.61%	6.50%	6.24%	6.12%
3-May-20	2,903,347,516.83	1,386.25	6.61%	6.61%	6.50%	6.23%	6.11%
2-May-20	2,902,864,622.62	1,386.02	6.63%	6.62%	6.50%	6.23%	6.12%
1-May-20	2,902,367,038.45	1,385.79	6.66%	6.62%	6.51%	6.23%	6.12%
30-Apr-20	2,921,376,214.02	1,385.51	6.63%	6.62%	6.50%	6.22%	6.12%
29-Apr-20	2,648,319,878.22	1,385.24	6.61%	6.60%	6.49%	6.21%	6.12%
28-Apr-20	2,646,708,483.60	1,384.99	6.61%	6.60%	6.47%	6.21%	6.12%
27-Apr-20	2,478,624,640.47	1,384.73	6.59%	6.59%	6.46%	6.20%	6.11%
26-Apr-20	2,532,688,560.71	1,384.48	6.59%	6.59%	6.46%	6.20%	6.11%
25-Apr-20	2,532,239,986.19	1,384.24	6.59%	6.59%	6.46%	6.19%	6.11%
24-Apr-20	2,531,791,389.79	1,383.99	6.58%	6.59%	6.45%	6.18%	6.12%
23-Apr-20	2,424,628,228.91	1,383.74	6.58%	6.58%	6.44%	6.17%	6.12%
22-Apr-20	2,375,130,057.41	1,383.47	6.58%	6.57%	6.42%	6.16%	6.11%
21-Apr-20	2,442,312,763.37	1,383.22	6.59%	6.57%	6.42%	6.16%	6.11%
20-Apr-20	2,491,102,266.81	1,382.98	6.59%	6.58%	6.41%	6.15%	6.12%
19-Apr-20	2,510,312,345.33	1,382.71	6.57%	6.57%	6.40%	6.15%	6.11%

Fecha	Patrimonio neto del Fondo	Valor Cuota	Rentabilidad				
			30 días	60 días	90 días	180 días	365 días
18-Apr-20	2,509,882,621.61	1,382.47	6.55%	6.57%	6.39%	6.15%	6.11%
17-Apr-20	2,509,452,876.69	1,382.23	6.60%	6.57%	6.39%	6.14%	6.11%
16-Apr-20	2,498,050,444.21	1,381.97	6.56%	6.57%	6.37%	6.13%	6.11%
15-Apr-20	2,478,142,138.36	1,381.73	6.60%	6.57%	6.36%	6.12%	6.12%
14-Apr-20	2,585,831,578.96	1,381.50	6.59%	6.58%	6.36%	6.12%	6.12%
13-Apr-20	2,592,151,860.81	1,381.26	6.60%	6.57%	6.35%	6.12%	6.12%
12-Apr-20	2,591,809,997.15	1,380.99	6.59%	6.55%	6.34%	6.11%	6.12%
11-Apr-20	2,591,370,588.54	1,380.76	6.68%	6.56%	6.33%	6.10%	6.12%
10-Apr-20	2,590,925,256.01	1,380.52	6.63%	6.55%	6.34%	6.11%	6.12%
9-Apr-20	2,590,479,901.46	1,380.28	6.64%	6.56%	6.33%	6.10%	6.12%
8-Apr-20	2,372,056,478.48	1,380.01	6.60%	6.54%	6.32%	6.08%	6.12%
7-Apr-20	2,518,712,042.56	1,379.77	6.63%	6.54%	6.30%	6.08%	6.12%
6-Apr-20	2,425,837,513.06	1,379.50	6.59%	6.53%	6.29%	6.07%	6.12%
5-Apr-20	2,467,106,315.29	1,379.25	6.58%	6.52%	6.28%	6.07%	6.12%
4-Apr-20	2,466,667,596.02	1,379.01	6.58%	6.52%	6.27%	6.06%	6.12%
3-Apr-20	2,466,228,855.26	1,378.76	6.57%	6.51%	6.26%	6.06%	6.12%
2-Apr-20	2,534,017,250.97	1,378.52	6.59%	6.52%	6.25%	6.05%	6.13%
1-Apr-20	2,362,357,011.03	1,378.24	6.55%	6.50%	6.24%	6.04%	6.13%
31-Mar-20	2,551,148,408.97	1,378.00	6.57%	6.50%	6.24%	6.02%	6.13%
30-Mar-20	2,408,978,082.35	1,377.75	6.56%	6.47%	6.23%	6.01%	6.13%
29-Mar-20	2,533,167,891.36	1,377.50	6.55%	6.47%	6.22%	6.01%	6.13%
28-Mar-20	2,532,731,454.14	1,377.27	6.56%	6.47%	6.22%	6.00%	6.13%
27-Mar-20	2,532,291,224.60	1,377.03	6.56%	6.47%	6.21%	6.00%	6.13%
26-Mar-20	2,540,171,394.83	1,376.78	6.54%	6.45%	6.21%	5.99%	6.13%
25-Mar-20	2,539,273,066.23	1,376.55	6.56%	6.45%	6.21%	5.98%	6.13%
24-Mar-20	2,499,384,774.89	1,376.30	6.55%	6.43%	6.20%	5.98%	6.13%
23-Mar-20	2,412,377,214.65	1,376.03	6.53%	6.41%	6.19%	5.97%	6.13%
22-Mar-20	2,530,101,183.05	1,375.77	6.52%	6.40%	6.17%	5.97%	6.13%
21-Mar-20	2,529,655,195.61	1,375.53	6.53%	6.39%	6.17%	5.96%	6.13%
20-Mar-20	2,529,205,623.81	1,375.28	6.53%	6.37%	6.17%	5.95%	6.13%
19-Mar-20	2,542,199,703.31	1,375.06	6.56%	6.37%	6.17%	5.95%	6.13%
18-Mar-20	2,543,080,709.68	1,374.77	6.51%	6.34%	6.14%	5.93%	6.13%
17-Mar-20	2,559,298,935.42	1,374.57	6.55%	6.34%	6.15%	5.92%	6.13%
16-Mar-20	2,504,373,957.34	1,374.27	6.50%	6.31%	6.12%	5.92%	6.13%
15-Mar-20	2,393,768,599.41	1,374.06	6.53%	6.31%	6.12%	5.91%	6.13%
14-Mar-20	2,393,321,847.45	1,373.81	6.50%	6.30%	6.10%	5.90%	6.13%
13-Mar-20	2,392,875,073.21	1,373.55	6.48%	6.27%	6.09%	5.89%	6.13%
12-Mar-20	2,524,473,250.05	1,373.22	6.40%	6.24%	6.05%	5.86%	6.13%
11-Mar-20	2,726,016,711.99	1,373.04	6.43%	6.25%	6.06%	5.86%	6.13%
10-Mar-20	2,816,469,000.92	1,372.79	6.44%	6.24%	6.04%	5.86%	6.13%
9-Mar-20	3,026,049,667.37	1,372.56	6.44%	6.23%	6.03%	5.86%	6.13%
8-Mar-20	3,046,023,127.37	1,372.30	6.42%	6.21%	6.02%	5.85%	6.13%
7-Mar-20	3,045,514,341.41	1,372.07	6.44%	6.20%	6.01%	5.85%	6.14%
6-Mar-20	3,045,002,850.05	1,371.84	6.43%	6.19%	6.01%	5.85%	6.14%
5-Mar-20	3,022,673,852.93	1,371.59	6.42%	6.18%	6.00%	5.84%	6.14%
4-Mar-20	3,071,695,487.27	1,371.35	6.41%	6.17%	6.00%	5.83%	6.14%
3-Mar-20	2,907,503,289.64	1,371.09	6.41%	6.15%	5.99%	5.81%	6.14%
2-Mar-20	2,807,764,156.26	1,370.86	6.43%	6.15%	5.97%	5.81%	6.15%
1-Mar-20	2,796,627,140.42	1,370.60	6.41%	6.14%	5.96%	5.80%	6.15%
29-Feb-20	2,796,139,826.58	1,370.37	6.35%	6.13%	5.95%	5.80%	6.15%
28-Feb-20	2,795,648,572.78	1,370.13	6.35%	6.13%	5.95%	5.79%	6.15%

Fecha	Patrimonio neto del Fondo	Valor Cuota	Rentabilidad				
			30 días	60 días	90 días	180 días	365 días
27-Feb-20	2,790,671,099.22	1,369.88	6.34%	6.12%	5.94%	5.78%	6.15%
26-Feb-20	2,790,176,899.37	1,369.64	6.34%	6.11%	5.94%	5.77%	6.16%
25-Feb-20	2,925,419,609.11	1,369.41	6.33%	6.11%	5.92%	5.77%	6.14%
24-Feb-20	2,841,103,888.53	1,369.17	6.30%	6.10%	5.91%	5.77%	6.16%
23-Feb-20	2,784,029,573.88	1,368.93	6.28%	6.09%	5.91%	5.76%	6.16%
22-Feb-20	2,783,533,073.99	1,368.68	6.26%	6.08%	5.90%	5.77%	6.17%
21-Feb-20	2,783,036,549.36	1,368.44	6.24%	6.07%	5.89%	5.79%	6.17%
20-Feb-20	2,722,925,719.08	1,368.19	6.21%	6.06%	5.88%	5.78%	6.16%
19-Feb-20	2,717,206,380.62	1,367.94	6.18%	6.05%	5.87%	5.77%	6.16%
18-Feb-20	2,743,521,073.79	1,367.70	6.16%	6.04%	5.86%	5.72%	6.17%
17-Feb-20	2,734,650,653.95	1,367.46	6.13%	6.03%	5.85%	5.74%	6.17%
16-Feb-20	2,743,538,484.05	1,367.21	6.10%	6.01%	5.83%	5.73%	6.17%
15-Feb-20	2,743,053,455.67	1,366.97	6.08%	5.99%	5.83%	5.73%	6.18%
14-Feb-20	2,742,568,403.66	1,366.73	6.06%	5.98%	5.82%	5.73%	6.18%
13-Feb-20	2,944,854,496.06	1,366.50	6.06%	5.96%	5.81%	5.72%	6.18%
12-Feb-20	2,981,319,876.64	1,366.27	6.03%	5.95%	5.80%	5.71%	6.19%
11-Feb-20	2,933,447,632.91	1,366.03	6.05%	5.94%	5.80%	5.70%	6.19%
10-Feb-20	3,085,101,965.27	1,365.82	6.05%	5.93%	5.81%	5.69%	6.19%
9-Feb-20	2,886,923,610.18	1,365.56	6.01%	5.90%	5.80%	5.69%	6.19%
8-Feb-20	2,886,433,047.60	1,365.33	5.98%	5.89%	5.79%	5.69%	6.19%
7-Feb-20	2,885,942,460.68	1,365.10	5.97%	5.88%	5.78%	5.66%	6.20%
6-Feb-20	2,808,279,381.97	1,364.85	5.92%	5.87%	5.77%	5.65%	6.19%
5-Feb-20	2,929,328,915.73	1,364.62	5.92%	5.87%	5.76%	5.64%	6.19%
4-Feb-20	2,885,125,327.76	1,364.39	5.91%	5.87%	5.75%	5.65%	6.20%
3-Feb-20	2,960,324,636.72	1,364.16	5.89%	5.86%	5.74%	5.66%	6.20%
2-Feb-20	2,770,226,760.99	1,363.90	5.86%	5.83%	5.73%	5.65%	6.20%
1-Feb-20	2,769,743,520.51	1,363.66	5.85%	5.81%	5.73%	5.62%	6.20%
31-Jan-20	2,769,260,256.14	1,363.42	5.84%	5.80%	5.72%	5.63%	6.20%
30-Jan-20	3,318,085,176.62	1,363.25	5.87%	5.82%	5.72%	5.64%	6.21%
29-Jan-20	2,967,197,147.38	1,363.01	5.88%	5.82%	5.71%	5.63%	6.21%
28-Jan-20	2,900,912,709.91	1,362.78	5.86%	5.81%	5.71%	5.62%	6.21%
27-Jan-20	2,784,419,630.00	1,362.53	5.84%	5.79%	5.70%	5.62%	6.22%
26-Jan-20	3,035,963,191.80	1,362.33	5.85%	5.78%	5.70%	5.63%	6.21%
25-Jan-20	3,035,492,040.43	1,362.11	5.86%	5.79%	5.70%	5.63%	6.22%
24-Jan-20	3,035,005,313.61	1,361.90	5.87%	5.79%	5.69%	5.63%	6.23%
23-Jan-20	3,061,133,314.94	1,361.68	5.87%	5.78%	5.69%	5.63%	6.23%
22-Jan-20	2,985,752,107.27	1,361.45	5.87%	5.78%	5.68%	5.62%	6.23%
21-Jan-20	3,024,266,282.32	1,361.24	5.88%	5.78%	5.68%	5.64%	6.25%
20-Jan-20	3,023,789,191.41	1,361.02	5.88%	5.77%	5.67%	5.63%	6.27%
19-Jan-20	3,116,132,634.13	1,360.81	5.89%	5.77%	5.69%	5.64%	6.27%
18-Jan-20	3,115,662,224.52	1,360.60	5.90%	5.76%	5.69%	5.64%	6.28%
17-Jan-20	3,115,187,342.49	1,360.39	5.89%	5.78%	5.68%	5.64%	6.29%
16-Jan-20	3,072,573,086.96	1,360.17	5.88%	5.77%	5.67%	5.64%	6.29%
15-Jan-20	2,929,147,198.06	1,359.95	5.86%	5.76%	5.66%	5.64%	6.29%
14-Jan-20	2,817,447,191.78	1,359.73	5.83%	5.75%	5.66%	5.63%	6.30%
13-Jan-20	3,126,022,504.02	1,359.54	5.85%	5.76%	5.66%	5.65%	6.30%
12-Jan-20	2,827,780,729.57	1,359.28	5.80%	5.75%	5.65%	5.64%	6.30%
11-Jan-20	2,827,345,673.00	1,359.07	5.79%	5.76%	5.64%	5.65%	6.31%
10-Jan-20	2,826,887,863.09	1,358.85	5.77%	5.75%	5.65%	5.64%	6.31%
9-Jan-20	3,063,753,848.95	1,358.66	5.77%	5.76%	5.65%	5.64%	6.32%
8-Jan-20	2,959,406,285.27	1,358.43	5.76%	5.75%	5.64%	5.63%	6.32%

Fecha	Patrimonio neto del Fondo	Valor Cuota	Rentabilidad				
			30 días	60 días	90 días	180 días	365 días
7-Jan-20	3,048,243,672.52	1,358.23	5.79%	5.75%	5.64%	5.64%	6.33%
6-Jan-20	3,040,115,314.86	1,358.01	5.79%	5.74%	5.63%	5.64%	6.34%
5-Jan-20	3,039,640,686.17	1,357.80	5.79%	5.73%	5.65%	5.65%	6.34%
4-Jan-20	3,039,159,781.59	1,357.58	5.79%	5.73%	5.62%	5.65%	6.35%
3-Jan-20	3,038,678,849.26	1,357.37	5.77%	5.74%	5.64%	5.65%	6.35%
2-Jan-20	2,898,072,718.75	1,357.13	5.74%	5.73%	5.62%	5.64%	6.35%
1-Jan-20	2,815,411,698.43	1,356.91	5.74%	5.72%	5.61%	5.64%	6.36%
31-Dec-19	2,814,971,636.40	1,356.70	5.75%	5.72%	5.58%	5.64%	6.37%
30-Dec-19	2,483,880,996.90	1,356.46	5.73%	5.71%	5.57%	5.65%	6.37%
29-Dec-19	2,560,745,199.68	1,356.25	5.74%	5.70%	5.57%	5.65%	6.38%
28-Dec-19	2,560,327,220.42	1,356.02	5.70%	5.70%	5.56%	5.65%	6.38%
27-Dec-19	2,559,909,217.03	1,355.80	5.69%	5.69%	5.57%	5.66%	6.39%
26-Dec-19	2,547,815,578.61	1,355.58	5.68%	5.68%	5.55%	5.66%	6.39%
25-Dec-19	2,489,659,715.61	1,355.36	5.68%	5.67%	5.54%	5.66%	6.40%
24-Dec-19	2,489,260,639.97	1,355.14	5.67%	5.66%	5.53%	5.66%	6.40%
23-Dec-19	2,486,661,963.61	1,354.92	5.67%	5.65%	5.54%	5.67%	6.41%
22-Dec-19	2,380,449,953.43	1,354.69	5.65%	5.63%	5.54%	5.67%	6.41%
21-Dec-19	2,380,074,152.82	1,354.47	5.63%	5.66%	5.53%	5.67%	6.42%
20-Dec-19	2,379,690,783.20	1,354.26	5.64%	5.65%	5.53%	5.68%	6.42%
19-Dec-19	2,410,404,563.72	1,354.04	5.61%	5.64%	5.51%	5.68%	6.43%
18-Dec-19	2,595,875,173.12	1,353.84	5.64%	5.63%	5.51%	5.68%	6.43%
17-Dec-19	2,535,698,462.84	1,353.63	5.63%	5.63%	5.49%	5.68%	6.44%
16-Dec-19	2,573,159,155.79	1,353.43	5.63%	5.63%	5.51%	5.69%	6.45%
15-Dec-19	2,558,166,450.81	1,353.24	5.64%	5.64%	5.50%	5.69%	6.45%
14-Dec-19	2,557,772,766.10	1,353.03	5.64%	5.64%	5.50%	5.69%	6.46%
13-Dec-19	2,557,379,059.18	1,352.82	5.68%	5.62%	5.48%	5.69%	6.46%
12-Dec-19	2,677,579,632.30	1,352.63	5.70%	5.66%	5.47%	5.70%	6.47%
11-Dec-19	2,644,089,463.93	1,352.44	5.71%	5.65%	5.47%	5.70%	6.48%
10-Dec-19	2,684,617,339.59	1,352.24	5.72%	5.64%	5.47%	5.70%	6.48%
9-Dec-19	2,728,833,417.40	1,352.03	5.71%	5.64%	5.47%	5.71%	6.49%
8-Dec-19	2,538,330,701.65	1,351.79	5.67%	5.63%	5.46%	5.71%	6.49%
7-Dec-19	2,537,926,116.24	1,351.58	5.67%	5.65%	5.47%	5.72%	6.50%
6-Dec-19	2,537,521,502.28	1,351.36	5.65%	5.61%	5.46%	5.72%	6.50%
5-Dec-19	2,554,165,036.13	1,351.15	5.65%	5.63%	5.45%	5.72%	6.51%
4-Dec-19	2,727,487,065.77	1,350.96	5.69%	5.63%	5.45%	5.73%	6.51%
3-Dec-19	2,727,240,878.62	1,350.76	5.68%	5.62%	5.44%	5.73%	6.52%
2-Dec-19	2,646,510,314.87	1,350.54	5.67%	5.57%	5.43%	5.74%	6.52%
1-Dec-19	2,579,047,386.16	1,350.32	5.65%	5.56%	5.43%	5.74%	6.53%
30-Nov-19	2,578,634,615.31	1,350.10	5.66%	5.56%	5.43%	5.75%	6.53%
29-Nov-19	2,578,221,821.04	1,349.88	5.64%	5.55%	5.43%	5.74%	6.54%
28-Nov-19	2,854,378,579.88	1,349.70	5.67%	5.57%	5.42%	5.75%	6.55%
27-Nov-19	2,875,080,624.00	1,349.49	5.67%	5.56%	5.41%	5.75%	6.55%
26-Nov-19	2,763,197,141.22	1,349.28	5.65%	5.54%	5.41%	5.76%	6.56%
25-Nov-19	2,711,954,566.82	1,349.06	5.63%	5.53%	5.42%	5.75%	6.56%
24-Nov-19	2,631,700,245.85	1,348.85	5.62%	5.55%	5.41%	5.75%	6.57%
23-Nov-19	2,631,285,775.51	1,348.64	5.61%	5.56%	5.43%	5.75%	6.57%
22-Nov-19	2,630,871,281.33	1,348.43	5.59%	5.54%	5.48%	5.76%	6.57%
21-Nov-19	2,691,351,521.00	1,348.23	5.66%	5.55%	5.47%	5.76%	6.58%
20-Nov-19	2,620,258,143.28	1,348.01	5.65%	5.53%	5.46%	5.76%	6.58%
19-Nov-19	2,875,506,144.96	1,347.83	5.64%	5.52%	5.39%	5.78%	6.59%
18-Nov-19	2,645,350,170.94	1,347.60	5.61%	5.48%	5.42%	5.77%	6.60%

Fecha	Patrimonio neto del Fondo	Valor Cuota	Rentabilidad				
			30 días	60 días	90 días	180 días	365 días
17-Nov-19	2,607,221,749.86	1,347.39	5.60%	5.51%	5.42%	5.77%	6.60%
16-Nov-19	2,606,836,730.06	1,347.20	5.61%	5.50%	5.43%	5.78%	6.61%
15-Nov-19	2,606,451,688.04	1,347.00	5.62%	5.49%	5.44%	5.80%	6.62%
14-Nov-19	2,554,372,325.63	1,346.79	5.61%	5.46%	5.43%	5.80%	6.62%
13-Nov-19	2,579,605,430.82	1,346.54	5.54%	5.43%	5.41%	5.80%	6.62%
12-Nov-19	2,521,690,824.31	1,346.32	5.59%	5.41%	5.39%	5.81%	6.63%
11-Nov-19	2,610,943,988.48	1,346.13	5.57%	5.42%	5.38%	5.81%	6.63%
10-Nov-19	2,647,201,577.12	1,345.91	5.53%	5.42%	5.38%	5.81%	6.64%
9-Nov-19	2,646,824,781.67	1,345.72	5.55%	5.41%	5.39%	5.82%	6.64%
8-Nov-19	2,646,436,505.70	1,345.52	5.56%	5.43%	5.33%	5.83%	6.65%
7-Nov-19	2,636,295,507.20	1,345.31	5.61%	5.44%	5.33%	5.83%	6.65%
6-Nov-19	2,640,576,902.35	1,345.12	5.55%	5.43%	5.32%	5.84%	6.66%
5-Nov-19	2,531,274,005.83	1,344.91	5.59%	5.41%	5.35%	5.84%	6.66%
4-Nov-19	2,538,865,641.27	1,344.68	5.54%	5.38%	5.36%	5.84%	6.66%
3-Nov-19	2,538,484,805.86	1,344.48	5.52%	5.38%	5.36%	5.84%	6.66%
2-Nov-19	2,538,103,582.06	1,344.28	5.45%	5.38%	5.32%	5.86%	6.67%
1-Nov-19	2,537,722,336.25	1,344.07	5.44%	5.39%	5.35%	5.85%	6.67%
31-Oct-19	2,511,457,624.06	1,343.85	5.44%	5.39%	5.34%	5.85%	6.67%
30-Oct-19	2,544,437,939.78	1,343.65	5.43%	5.37%	5.34%	5.86%	6.68%
29-Oct-19	2,463,205,328.35	1,343.44	5.45%	5.35%	5.33%	5.87%	6.68%
28-Oct-19	2,406,012,902.61	1,343.23	5.41%	5.35%	5.33%	5.88%	6.68%
27-Oct-19	2,341,170,447.69	1,343.04	5.40%	5.37%	5.35%	5.89%	6.69%
26-Oct-19	2,340,831,380.92	1,342.85	5.41%	5.37%	5.36%	5.89%	6.69%
25-Oct-19	2,340,486,912.23	1,342.65	5.45%	5.41%	5.37%	5.90%	6.70%
24-Oct-19	2,372,428,147.13	1,342.45	5.48%	5.49%	5.37%	5.90%	6.70%
23-Oct-19	2,346,644,404.52	1,342.26	5.46%	5.48%	5.37%	5.91%	6.70%
22-Oct-19	2,443,206,609.78	1,341.99	5.41%	5.43%	5.38%	5.91%	6.70%
21-Oct-19	2,440,801,789.61	1,341.79	5.38%	5.32%	5.37%	5.91%	6.71%
20-Oct-19	2,343,701,250.01	1,341.61	5.38%	5.39%	5.40%	5.93%	6.71%
19-Oct-19	2,343,370,894.65	1,341.42	5.34%	5.40%	5.40%	5.93%	6.71%
18-Oct-19	2,343,031,631.41	1,341.23	5.40%	5.41%	5.42%	5.94%	6.72%
17-Oct-19	2,484,198,287.49	1,341.01	5.36%	5.42%	5.41%	5.95%	6.72%
16-Oct-19	2,436,217,858.63	1,340.81	5.35%	5.40%	5.40%	5.95%	6.72%
15-Oct-19	2,348,094,951.27	1,340.61	5.29%	5.39%	5.41%	5.96%	6.73%
14-Oct-19	2,361,918,152.67	1,340.43	5.29%	5.39%	5.44%	5.97%	6.73%
13-Oct-19	2,357,281,200.09	1,340.16	5.21%	5.33%	5.43%	5.97%	6.73%
12-Oct-19	2,356,974,811.57	1,339.99	5.25%	5.36%	5.44%	5.98%	6.73%
11-Oct-19	2,356,668,405.34	1,339.82	5.29%	5.39%	5.44%	6.00%	6.74%
10-Oct-19	2,284,898,821.63	1,339.60	5.25%	5.29%	5.43%	6.00%	6.74%
9-Oct-19	2,419,497,481.78	1,339.40	5.29%	5.28%	5.43%	6.01%	6.75%
8-Oct-19	2,259,175,434.36	1,339.14	5.24%	5.25%	5.42%	6.00%	6.74%
7-Oct-19	2,330,693,370.50	1,339.01	5.28%	5.33%	5.45%	6.02%	6.75%
6-Oct-19	2,284,766,147.41	1,338.76	5.21%	5.33%	5.45%	6.01%	6.75%
5-Oct-19	2,284,465,977.40	1,338.58	5.19%	5.34%	5.46%	6.03%	6.75%
4-Oct-19	2,284,165,794.65	1,338.40	5.21%	5.29%	5.47%	6.04%	6.76%
3-Oct-19	2,386,739,143.77	1,338.28	5.30%	5.37%	5.49%	6.06%	6.77%
2-Oct-19	2,411,101,345.50	1,338.09	5.32%	5.37%	5.50%	6.07%	6.77%
1-Oct-19	2,320,132,958.40	1,337.87	5.31%	5.36%	5.50%	6.08%	6.77%
30-Sep-19	2,471,314,664.67	1,337.69	5.30%	5.35%	5.53%	6.09%	6.78%
29-Sep-19	2,491,752,513.15	1,337.45	5.23%	5.34%	5.53%	6.09%	6.78%
28-Sep-19	2,491,434,271.90	1,337.28	5.26%	5.38%	5.54%	6.10%	6.78%

Fecha	Patrimonio neto del Fondo	Valor Cuota	Rentabilidad				
			30 días	60 días	90 días	180 días	365 días
27-Sep-19	2,491,116,012.13	1,337.11	5.32%	5.40%	5.56%	6.11%	6.79%
26-Sep-19	2,576,876,744.90	1,336.90	5.31%	5.41%	5.57%	6.12%	6.79%
25-Sep-19	2,227,538,105.03	1,336.66	5.34%	5.39%	5.56%	6.12%	6.79%
24-Sep-19	2,319,534,385.05	1,336.43	5.48%	5.38%	5.56%	6.12%	6.79%
23-Sep-19	2,319,235,104.29	1,336.26	5.47%	5.45%	5.59%	6.13%	6.79%
22-Sep-19	2,644,649,388.99	1,336.05	5.42%	5.42%	5.60%	6.14%	6.79%
21-Sep-19	2,644,314,050.10	1,335.88	5.24%	5.46%	5.62%	6.15%	6.79%
20-Sep-19	2,643,978,691.63	1,335.71	5.38%	5.48%	5.64%	6.16%	6.80%
19-Sep-19	2,464,746,285.99	1,335.56	5.44%	5.52%	5.67%	6.17%	6.80%
18-Sep-19	2,541,690,101.90	1,335.30	5.40%	5.48%	5.65%	6.17%	6.80%
17-Sep-19	2,516,215,074.66	1,335.13	5.45%	5.50%	5.67%	6.18%	6.80%
16-Sep-19	2,426,273,813.35	1,334.94	5.44%	5.51%	5.67%	6.19%	6.81%
15-Sep-19	2,468,397,987.84	1,334.80	5.47%	5.57%	5.69%	6.21%	6.81%
14-Sep-19	2,468,072,599.28	1,334.63	5.47%	5.59%	5.71%	6.22%	6.82%
13-Sep-19	2,467,747,191.83	1,334.45	5.44%	5.61%	5.73%	6.23%	6.82%
12-Sep-19	2,532,638,481.13	1,334.23	5.45%	5.59%	5.72%	6.24%	6.82%
11-Sep-19	2,544,564,970.32	1,334.02	5.46%	5.58%	5.73%	6.24%	6.82%
10-Sep-19	2,549,796,591.20	1,333.85	5.31%	5.59%	5.74%	6.25%	6.82%
9-Sep-19	2,548,725,488.75	1,333.61	5.25%	5.58%	5.73%	6.26%	6.82%
8-Sep-19	2,522,173,980.91	1,333.40	5.23%	5.59%	5.75%	6.26%	6.82%
7-Sep-19	2,521,848,745.43	1,333.22	5.35%	5.63%	5.77%	6.27%	6.82%
6-Sep-19	2,521,523,491.37	1,333.05	5.42%	5.65%	5.79%	6.28%	6.82%
5-Sep-19	2,590,980,267.51	1,332.90	5.47%	5.67%	5.81%	6.30%	6.82%
4-Sep-19	2,593,418,100.05	1,332.69	5.35%	5.67%	5.82%	6.31%	6.82%
3-Sep-19	2,566,100,057.50	1,332.48	5.42%	5.67%	5.82%	6.31%	6.82%
2-Sep-19	2,312,077,594.90	1,332.27	5.41%	5.67%	5.83%	6.31%	6.82%
1-Sep-19	2,547,152,402.39	1,332.06	5.39%	5.70%	5.84%	6.32%	6.82%
31-Aug-19	2,546,826,770.06	1,331.89	5.38%	5.73%	5.87%	6.35%	6.82%
30-Aug-19	2,546,514,376.61	1,331.72	5.42%	5.75%	5.87%	6.36%	6.82%
29-Aug-19	2,492,982,133.71	1,331.52	5.48%	5.77%	5.87%	6.37%	6.82%
28-Aug-19	2,562,164,408.81	1,331.28	5.46%	5.76%	5.87%	6.37%	6.82%
27-Aug-19	2,577,721,995.06	1,331.09	5.49%	5.77%	5.90%	6.39%	6.82%
26-Aug-19	2,592,216,923.82	1,330.82	5.42%	5.75%	5.86%	6.39%	6.81%
25-Aug-19	2,585,072,856.22	1,330.44	5.25%	5.70%	5.81%	6.33%	6.80%
24-Aug-19	2,584,767,689.50	1,330.28	5.40%	5.74%	5.83%	6.38%	6.80%
23-Aug-19	2,584,452,088.56	1,330.12	5.40%	5.77%	5.85%	6.39%	6.80%
22-Aug-19	2,526,995,531.01	1,330.15	5.66%	5.90%	5.93%	6.44%	6.78%
21-Aug-19	2,444,924,358.33	1,329.83	5.55%	5.85%	5.90%	6.43%	6.77%
20-Aug-19	2,479,598,833.25	1,329.62	5.58%	5.86%	5.93%	6.43%	6.77%
19-Aug-19	2,421,791,499.30	1,329.40	5.54%	5.85%	5.90%	6.44%	6.77%
18-Aug-19	2,547,184,193.08	1,329.17	5.51%	5.84%	5.90%	6.44%	6.77%
17-Aug-19	2,546,863,693.14	1,329.00	5.55%	5.86%	5.92%	6.46%	6.77%
16-Aug-19	2,546,534,729.84	1,328.83	5.65%	5.89%	5.98%	6.47%	6.77%
15-Aug-19	2,546,205,747.93	1,328.66	5.69%	5.91%	5.99%	6.49%	6.77%
14-Aug-19	2,469,720,214.65	1,328.51	5.76%	5.94%	6.01%	6.51%	6.77%
13-Aug-19	2,535,487,897.09	1,328.29	5.70%	5.94%	6.02%	6.51%	6.77%
12-Aug-19	2,448,229,674.34	1,328.06	5.67%	5.93%	6.01%	6.52%	6.77%
11-Aug-19	2,472,179,036.21	1,328.05	5.84%	6.03%	6.09%	6.56%	6.78%
10-Aug-19	2,471,846,645.53	1,327.87	5.89%	6.07%	6.11%	6.57%	6.78%
9-Aug-19	2,471,504,327.04	1,327.69	5.92%	6.09%	6.13%	6.57%	6.78%
8-Aug-19	2,424,162,706.10	1,327.38	5.87%	6.06%	6.10%	6.57%	6.77%

Fecha	Patrimonio neto del Fondo	Valor Cuota	Rentabilidad				
			30 días	60 días	90 días	180 días	365 días
7-Aug-19	2,405,158,478.76	1,327.14	5.84%	6.05%	6.10%	6.57%	6.76%
6-Aug-19	2,355,079,160.58	1,326.93	5.83%	6.06%	6.11%	6.57%	6.76%
5-Aug-19	2,384,109,567.55	1,326.86	5.96%	6.14%	6.15%	6.60%	6.77%
4-Aug-19	2,429,946,017.08	1,326.57	5.88%	6.11%	6.13%	6.60%	6.76%
3-Aug-19	2,429,598,190.68	1,326.38	5.91%	6.13%	6.16%	6.61%	6.76%
2-Aug-19	2,429,243,469.60	1,326.18	5.99%	6.16%	6.15%	6.61%	6.76%
1-Aug-19	2,600,217,465.98	1,326.02	6.05%	6.16%	6.17%	6.63%	6.76%
31-Jul-19	2,617,918,028.51	1,325.82	6.06%	6.17%	6.18%	6.64%	6.76%
30-Jul-19	2,486,964,980.57	1,325.55	6.02%	6.15%	6.18%	6.63%	6.75%
29-Jul-19	2,516,185,980.35	1,325.33	6.03%	6.18%	6.20%	6.64%	6.74%
28-Jul-19	2,493,074,589.66	1,325.11	6.03%	6.14%	6.21%	6.65%	6.74%
27-Jul-19	2,492,706,806.23	1,324.92	6.06%	6.16%	6.21%	6.66%	6.74%
26-Jul-19	2,492,339,001.62	1,324.72	6.13%	6.17%	6.22%	6.65%	6.74%
25-Jul-19	2,453,497,478.67	1,324.40	6.05%	6.13%	6.20%	6.65%	6.72%
24-Jul-19	2,436,414,430.67	1,324.24	6.12%	6.15%	6.22%	6.67%	6.72%
23-Jul-19	2,700,369,248.87	1,323.99	6.11%	6.14%	6.22%	6.67%	6.71%
22-Jul-19	2,708,027,233.16	1,323.79	6.12%	6.18%	6.21%	6.68%	6.71%
21-Jul-19	2,699,472,695.32	1,323.55	6.11%	6.14%	6.23%	6.72%	6.71%
20-Jul-19	2,699,101,625.44	1,323.37	6.13%	6.16%	6.25%	6.75%	6.70%
19-Jul-19	2,698,705,377.68	1,323.17	6.15%	6.17%	6.27%	6.76%	6.70%
18-Jul-19	2,643,212,407.49	1,322.96	6.13%	6.24%	6.27%	6.77%	6.70%
17-Jul-19	2,552,610,781.81	1,322.68	6.09%	6.21%	6.26%	6.77%	6.69%
16-Jul-19	2,637,575,925.05	1,322.47	6.10%	6.21%	6.27%	6.78%	6.69%
15-Jul-19	2,640,250,674.10	1,322.25	6.09%	6.23%	6.28%	6.79%	6.68%
14-Jul-19	2,576,670,961.29	1,322.09	6.15%	6.24%	6.30%	6.80%	6.68%
13-Jul-19	2,576,299,052.69	1,321.90	6.16%	6.27%	6.32%	6.81%	6.68%
12-Jul-19	2,575,918,198.87	1,321.71	6.19%	6.30%	6.35%	6.83%	6.68%
11-Jul-19	2,643,081,204.42	1,321.48	6.22%	6.30%	6.35%	6.83%	6.67%
10-Jul-19	2,523,477,377.53	1,321.26	6.23%	6.30%	6.36%	6.84%	6.67%
9-Jul-19	2,479,961,404.13	1,321.01	6.22%	6.29%	6.35%	6.84%	6.66%
8-Jul-19	2,434,943,068.98	1,320.79	6.22%	6.30%	6.35%	6.85%	6.66%
7-Jul-19	2,636,127,821.22	1,320.60	6.25%	6.31%	6.37%	6.86%	6.66%
6-Jul-19	2,635,720,555.21	1,320.39	6.28%	6.32%	6.38%	6.88%	6.65%
5-Jul-19	2,635,303,154.53	1,320.18	6.30%	6.36%	6.40%	6.88%	6.65%
4-Jul-19	2,542,102,070.93	1,319.96	6.32%	6.33%	6.40%	6.89%	6.64%
3-Jul-19	2,456,117,236.64	1,319.69	6.30%	6.31%	6.40%	6.89%	6.64%
2-Jul-19	2,521,747,677.59	1,319.46	6.23%	6.31%	6.41%	6.90%	6.63%
1-Jul-19	2,508,496,028.25	1,319.25	6.25%	6.34%	6.42%	6.91%	6.63%
30-Jun-19	2,539,703,055.74	1,319.02	6.24%	6.36%	6.42%	6.92%	6.62%
29-Jun-19	2,539,285,046.31	1,318.80	6.30%	6.37%	6.43%	6.93%	6.62%
28-Jun-19	2,538,861,835.27	1,318.58	6.22%	6.36%	6.44%	6.94%	6.61%
27-Jun-19	2,513,490,512.15	1,318.35	6.22%	6.36%	6.44%	6.95%	6.60%
26-Jun-19	2,514,922,348.37	1,318.08	6.18%	6.35%	6.43%	6.95%	6.60%
25-Jun-19	2,466,406,865.36	1,317.85	6.17%	6.35%	6.43%	6.95%	6.59%
24-Jun-19	2,446,274,169.57	1,317.62	6.16%	6.36%	6.44%	6.96%	6.58%
23-Jun-19	2,390,797,881.63	1,317.38	6.14%	6.33%	6.44%	6.97%	6.58%
22-Jun-19	2,390,398,237.79	1,317.16	6.21%	6.37%	6.44%	6.98%	6.57%
21-Jun-19	2,389,998,570.89	1,316.94	6.15%	6.38%	6.44%	6.99%	6.57%
20-Jun-19	2,484,677,834.33	1,316.73	6.16%	6.39%	6.45%	7.00%	6.56%
19-Jun-19	2,484,283,547.53	1,316.52	6.17%	6.40%	6.46%	7.01%	6.56%
18-Jun-19	2,512,555,829.73	1,316.33	6.31%	6.42%	6.48%	7.02%	6.56%

Fecha	Patrimonio neto del Fondo	Valor Cuota	Rentabilidad				
			30 días	60 días	90 días	180 días	365 días
17-Jun-19	2,433,011,665.41	1,316.09	6.29%	6.42%	6.48%	7.03%	6.55%
16-Jun-19	2,483,864,569.28	1,315.88	6.29%	6.44%	6.49%	7.04%	6.55%
15-Jun-19	2,483,463,499.97	1,315.66	6.33%	6.45%	6.50%	7.05%	6.54%
14-Jun-19	2,483,052,796.34	1,315.45	6.31%	6.46%	6.51%	7.05%	6.54%
13-Jun-19	2,568,939,447.07	1,315.24	6.34%	6.50%	6.52%	7.06%	6.53%
12-Jun-19	2,560,966,386.35	1,315.01	6.38%	6.51%	6.53%	7.07%	6.53%
11-Jun-19	2,340,481,628.45	1,314.76	6.36%	6.50%	6.52%	7.07%	6.52%
10-Jun-19	2,402,476,762.54	1,314.53	6.35%	6.49%	6.53%	7.08%	6.51%
9-Jun-19	2,363,018,197.48	1,314.29	6.33%	6.49%	6.53%	7.08%	6.51%
8-Jun-19	2,362,621,535.28	1,314.07	6.35%	6.49%	6.53%	7.09%	6.50%
7-Jun-19	2,362,220,516.70	1,313.85	6.34%	6.51%	6.54%	7.10%	6.50%
6-Jun-19	2,388,958,252.82	1,313.61	6.33%	6.52%	6.55%	7.11%	6.49%
5-Jun-19	2,301,478,513.40	1,313.38	6.38%	6.52%	6.55%	7.11%	6.49%
4-Jun-19	2,330,316,795.34	1,313.14	6.30%	6.53%	6.55%	7.11%	6.48%
3-Jun-19	2,293,143,517.90	1,312.89	6.29%	6.53%	6.55%	7.12%	6.48%
2-Jun-19	2,278,212,561.63	1,312.74	6.37%	6.58%	6.58%	7.14%	6.47%
1-Jun-19	2,277,815,842.07	1,312.51	6.39%	6.59%	6.61%	7.15%	6.47%
31-May-19	2,277,419,099.64	1,312.28	6.44%	6.59%	6.62%	7.15%	6.46%
30-May-19	2,323,152,997.41	1,312.00	6.40%	6.58%	6.61%	7.15%	6.46%
29-May-19	2,360,625,553.91	1,311.88	6.47%	6.63%	6.65%	7.18%	6.46%
28-May-19	2,345,538,871.00	1,311.64	6.46%	6.63%	6.66%	7.18%	6.45%
27-May-19	2,468,796,453.30	1,311.43	6.49%	6.64%	6.68%	7.19%	6.44%
26-May-19	2,541,804,447.45	1,311.20	6.49%	6.64%	6.60%	7.19%	6.44%
25-May-19	2,541,391,253.06	1,310.98	6.52%	6.66%	6.69%	7.20%	6.44%
24-May-19	2,540,971,784.81	1,310.77	6.49%	6.66%	6.70%	7.21%	6.43%
23-May-19	2,438,239,346.41	1,310.47	6.49%	6.63%	6.69%	7.21%	6.42%
22-May-19	2,493,062,192.90	1,310.32	6.58%	6.67%	6.73%	7.22%	6.42%
21-May-19	2,493,999,742.71	1,310.10	6.59%	6.68%	6.71%	7.23%	6.41%
20-May-19	2,522,298,165.19	1,309.88	6.60%	6.69%	6.73%	7.24%	6.41%
19-May-19	2,477,664,160.54	1,309.53	6.50%	6.65%	6.70%	7.23%	6.39%
18-May-19	2,477,255,772.11	1,309.32	6.52%	6.66%	6.72%	7.23%	6.39%
17-May-19	2,476,847,360.16	1,309.10	6.54%	6.67%	6.74%	7.25%	6.38%
16-May-19	2,428,102,365.28	1,308.85	6.52%	6.66%	6.74%	7.25%	6.38%
15-May-19	2,440,768,057.04	1,308.66	6.58%	6.69%	6.77%	7.26%	6.37%
14-May-19	2,456,911,794.32	1,308.42	6.62%	6.69%	6.77%	7.26%	6.37%
13-May-19	2,474,515,650.52	1,308.15	6.60%	6.68%	6.77%	7.26%	6.36%
12-May-19	2,520,669,047.61	1,307.92	6.61%	6.69%	6.77%	7.27%	6.36%
11-May-19	2,520,249,704.16	1,307.71	6.60%	6.70%	6.79%	7.27%	6.35%
10-May-19	2,519,824,475.23	1,307.49	6.61%	6.70%	6.78%	7.28%	6.34%
9-May-19	2,507,268,465.18	1,307.25	6.60%	6.71%	6.79%	7.28%	6.34%
8-May-19	2,505,442,360.00	1,307.03	6.63%	6.72%	6.81%	7.29%	6.33%
7-May-19	2,510,518,538.61	1,306.81	6.67%	6.73%	6.80%	7.29%	6.33%
6-May-19	2,541,977,383.94	1,306.53	6.63%	6.71%	6.79%	7.29%	6.32%
5-May-19	2,394,554,347.25	1,306.37	6.72%	6.75%	6.82%	7.30%	6.32%
4-May-19	2,394,132,700.20	1,306.14	6.74%	6.77%	6.82%	7.31%	6.32%
3-May-19	2,393,701,028.82	1,305.91	6.76%	6.80%	6.82%	7.31%	6.31%
2-May-19	2,440,998,306.95	1,305.65	6.75%	6.80%	6.82%	7.30%	6.30%
1-May-19	2,570,916,977.76	1,305.38	6.71%	6.79%	6.82%	7.30%	6.30%
30-Apr-19	2,514,353,194.05	1,305.14	6.73%	6.80%	6.82%	7.30%	6.29%
29-Apr-19	2,436,787,334.80	1,304.94	6.75%	6.83%	6.84%	7.30%	6.29%
28-Apr-19	2,436,354,336.86	1,304.71	6.76%	6.85%	6.84%	7.30%	6.28%

Fecha	Patrimonio neto del Fondo	Valor Cuota	Rentabilidad				
			30 días	60 días	90 días	180 días	365 días
27-Apr-19	2,435,912,077.74	1,304.47	6.76%	6.74%	6.86%	7.31%	6.27%
26-Apr-19	2,435,469,793.21	1,304.24	6.76%	6.85%	6.83%	7.31%	6.27%
25-Apr-19	2,789,684,875.49	1,304.00	6.76%	6.86%	6.84%	7.31%	6.26%
24-Apr-19	2,766,646,340.37	1,303.81	6.79%	6.90%	6.87%	7.32%	6.26%
23-Apr-19	2,745,099,850.57	1,303.51	6.73%	6.88%	6.85%	7.31%	6.25%
22-Apr-19	2,562,469,326.03	1,303.28	6.73%	6.85%	6.87%	7.31%	6.24%
21-Apr-19	2,759,457,390.11	1,303.04	6.73%	6.86%	6.94%	7.31%	6.23%
20-Apr-19	2,758,966,990.94	1,302.81	6.74%	6.88%	7.00%	7.31%	6.22%
19-Apr-19	2,758,476,563.16	1,302.58	6.76%	6.90%	7.01%	7.31%	6.22%
18-Apr-19	2,757,975,389.06	1,302.34	6.76%	6.91%	7.01%	7.31%	6.21%
17-Apr-19	2,748,773,729.29	1,302.10	6.75%	6.92%	7.02%	7.31%	6.20%
16-Apr-19	2,763,860,678.06	1,301.87	6.76%	6.94%	7.03%	7.31%	6.20%
15-Apr-19	2,481,705,295.20	1,301.62	6.77%	6.94%	7.03%	7.31%	6.19%
14-Apr-19	2,378,842,764.02	1,301.34	6.73%	6.93%	7.02%	7.30%	6.18%
13-Apr-19	2,378,404,722.24	1,301.10	6.72%	6.93%	7.03%	7.30%	6.17%
12-Apr-19	2,377,963,877.62	1,300.86	6.74%	6.94%	7.04%	7.30%	6.17%
11-Apr-19	2,328,999,660.41	1,300.65	6.76%	6.93%	7.05%	7.30%	6.16%
10-Apr-19	2,471,461,106.86	1,300.42	6.76%	6.95%	7.06%	7.30%	6.16%
9-Apr-19	2,398,798,453.32	1,300.19	6.78%	6.97%	7.08%	7.30%	6.15%
8-Apr-19	2,358,087,979.28	1,299.94	6.77%	6.94%	7.08%	7.30%	6.15%
7-Apr-19	2,333,242,767.98	1,299.68	6.76%	6.94%	7.09%	7.30%	6.14%
6-Apr-19	2,332,812,789.80	1,299.44	6.75%	6.95%	7.10%	7.29%	6.13%
5-Apr-19	2,332,365,620.66	1,299.20	6.74%	6.95%	7.10%	7.29%	6.12%
4-Apr-19	2,324,813,572.11	1,298.94	6.76%	6.94%	7.11%	7.28%	6.11%
3-Apr-19	2,380,297,574.77	1,298.69	6.80%	6.94%	7.11%	7.28%	6.11%
2-Apr-19	2,378,153,832.56	1,298.45	6.81%	6.94%	7.12%	7.28%	6.10%
1-Apr-19	2,535,111,562.64	1,298.22	6.84%	6.95%	7.14%	7.28%	6.09%
31-Mar-19	2,375,091,021.60	1,297.97	6.84%	6.95%	7.15%	7.28%	6.09%
30-Mar-19	2,374,681,925.47	1,297.74	6.87%	6.96%	7.16%	7.28%	6.08%
29-Mar-19	2,374,234,023.05	1,297.50	6.89%	6.98%	7.17%	7.27%	6.07%
28-Mar-19	2,494,906,306.03	1,297.27	6.68%	6.94%	7.18%	7.27%	6.06%
27-Mar-19	2,560,205,487.31	1,297.03	6.91%	6.96%	7.20%	7.27%	6.05%
26-Mar-19	2,545,155,828.75	1,296.79	6.92%	6.98%	7.21%	7.27%	6.05%
25-Mar-19	2,513,340,507.17	1,296.58	6.97%	6.99%	7.22%	7.27%	6.04%
24-Mar-19	2,546,284,878.03	1,296.34	6.99%	7.01%	7.24%	7.27%	6.03%
23-Mar-19	2,545,825,560.66	1,296.11	6.92%	7.12%	7.25%	7.26%	6.03%
22-Mar-19	2,545,366,216.81	1,295.87	6.96%	7.20%	7.26%	7.26%	6.02%
21-Mar-19	2,536,373,839.78	1,295.64	6.99%	7.21%	7.28%	7.25%	6.01%
20-Mar-19	2,322,638,498.82	1,295.38	6.99%	7.21%	7.28%	7.24%	6.00%
19-Mar-19	2,341,285,481.21	1,295.15	7.02%	7.23%	7.30%	7.24%	6.00%
18-Mar-19	2,354,496,513.88	1,294.91	7.05%	7.23%	7.30%	7.24%	5.99%
17-Mar-19	2,252,956,010.54	1,294.67	7.07%	7.24%	7.31%	7.23%	5.98%
16-Mar-19	2,252,526,750.40	1,294.42	7.07%	7.25%	7.32%	7.23%	5.97%
15-Mar-19	2,252,097,465.51	1,294.18	7.09%	7.25%	7.32%	7.23%	5.96%
14-Mar-19	2,367,441,722.79	1,293.95	7.10%	7.27%	7.33%	7.22%	5.95%
13-Mar-19	2,335,631,428.28	1,293.69	7.11%	7.27%	7.34%	7.21%	5.94%
12-Mar-19	2,413,437,670.48	1,293.46	7.07%	7.28%	7.35%	7.21%	5.94%
11-Mar-19	2,426,011,215.72	1,293.23	7.10%	7.30%	7.36%	7.20%	5.93%
10-Mar-19	2,364,216,214.46	1,292.98	7.12%	7.30%	7.36%	7.19%	5.92%
9-Mar-19	2,363,786,327.40	1,292.74	7.07%	7.33%	7.37%	7.19%	5.91%
8-Mar-19	2,363,347,915.54	1,292.50	7.09%	7.35%	7.38%	7.18%	5.91%

Fecha	Patrimonio neto del Fondo	Valor Cuota	Rentabilidad				
			30 días	60 días	90 días	180 días	365 días
7-Mar-19	2,466,428,454.83	1,292.28	7.12%	7.36%	7.40%	7.18%	5.90%
6-Mar-19	2,436,515,747.46	1,292.03	7.11%	7.37%	7.40%	7.17%	5.89%
5-Mar-19	2,305,308,746.63	1,291.77	7.08%	7.37%	7.40%	7.15%	5.89%
4-Mar-19	2,229,404,364.20	1,291.48	7.04%	7.36%	7.39%	7.14%	5.87%
3-Mar-19	2,216,892,645.66	1,291.22	7.03%	7.37%	7.39%	7.13%	5.86%
2-Mar-19	2,216,455,278.87	1,290.97	7.02%	7.38%	7.40%	7.11%	5.85%
1-Mar-19	2,216,017,886.86	1,290.71	7.02%	7.39%	7.41%	7.11%	5.85%
28-Feb-19	2,285,391,525.52	1,290.46	7.01%	7.39%	7.41%	7.09%	5.84%
27-Feb-19	2,050,667,820.13	1,290.19	7.03%	7.40%	7.41%	7.08%	5.83%
26-Feb-19	2,050,667,820.13	1,290.19	7.17%	7.53%	7.50%	7.11%	5.84%
25-Feb-19	2,246,562,469.60	1,289.71	6.98%	7.43%	7.43%	7.06%	5.82%
24-Feb-19	2,075,307,024.53	1,289.45	6.99%	7.43%	7.43%	7.05%	5.81%
23-Feb-19	2,074,889,066.18	1,289.19	6.98%	7.45%	7.42%	7.03%	5.80%
22-Feb-19	2,074,471,084.19	1,288.93	7.00%	7.45%	7.43%	7.02%	5.79%
21-Feb-19	2,464,076,353.31	1,288.77	7.26%	7.50%	7.46%	7.03%	5.78%
20-Feb-19	2,233,411,855.70	1,288.50	7.40%	7.51%	7.46%	7.01%	5.77%
19-Feb-19	2,033,124,360.90	1,288.24	7.39%	7.51%	7.45%	6.93%	5.76%
18-Feb-19	2,036,244,804.81	1,287.98	7.39%	7.52%	7.45%	6.92%	5.75%
17-Feb-19	2,029,871,634.56	1,287.72	7.40%	7.51%	7.46%	6.91%	5.74%
16-Feb-19	2,029,455,926.27	1,287.45	7.38%	7.51%	7.45%	6.89%	5.73%
15-Feb-19	2,029,039,794.44	1,287.19	7.37%	7.51%	7.46%	6.88%	5.72%
14-Feb-19	2,174,030,639.64	1,286.94	7.38%	7.52%	7.47%	6.87%	5.71%
13-Feb-19	2,020,829,565.48	1,286.68	7.37%	7.52%	7.47%	6.86%	5.70%
12-Feb-19	2,063,143,355.95	1,286.44	7.40%	7.53%	7.47%	6.85%	5.69%
11-Feb-19	2,040,691,490.13	1,286.18	7.39%	7.54%	7.47%	6.83%	5.68%
10-Feb-19	2,018,593,264.92	1,285.99	7.45%	7.57%	7.49%	6.83%	5.68%
9-Feb-19	2,018,172,869.26	1,285.73	7.46%	7.57%	7.48%	6.82%	5.67%
8-Feb-19	2,017,752,449.81	1,285.46	7.45%	7.57%	7.49%	6.81%	5.65%
7-Feb-19	2,413,700,334.03	1,285.27	7.53%	7.61%	7.50%	6.80%	5.65%
6-Feb-19	2,191,656,661.81	1,285.02	7.56%	7.61%	7.50%	6.79%	5.64%
5-Feb-19	2,020,099,546.22	1,284.76	7.55%	7.62%	7.50%	6.78%	5.63%
4-Feb-19	2,142,226,069.80	1,284.53	7.58%	7.62%	7.51%	6.77%	5.62%
3-Feb-19	2,170,860,430.41	1,284.30	7.61%	7.64%	7.51%	6.76%	5.62%
2-Feb-19	2,170,439,842.10	1,284.05	7.63%	7.65%	7.51%	6.74%	5.61%
1-Feb-19	2,170,019,230.00	1,283.80	7.66%	7.66%	7.50%	6.73%	5.60%
31-Jan-19	2,260,611,960.08	1,283.56	7.70%	7.68%	7.50%	6.72%	5.59%
30-Jan-19	2,175,341,475.00	1,283.31	7.72%	7.69%	7.49%	6.70%	5.58%
29-Jan-19	2,207,420,234.38	1,283.07	7.74%	7.70%	7.49%	6.69%	5.57%
28-Jan-19	1,960,961,508.37	1,282.78	7.72%	7.69%	7.47%	6.67%	5.56%
27-Jan-19	1,962,427,687.02	1,282.63	7.84%	7.74%	7.50%	6.67%	5.56%
26-Jan-19	1,962,010,415.59	1,282.36	7.83%	7.73%	7.49%	6.65%	5.55%
25-Jan-19	1,961,593,120.54	1,282.08	7.83%	7.72%	7.48%	6.64%	5.54%
24-Jan-19	2,096,246,894.28	1,281.85	7.87%	7.74%	7.48%	6.63%	5.53%
23-Jan-19	1,927,688,259.42	1,281.56	7.86%	7.72%	7.47%	6.61%	5.52%
22-Jan-19	2,049,283,657.75	1,281.12	7.70%	7.63%	7.40%	6.56%	5.49%
21-Jan-19	2,007,621,135.17	1,280.71	7.56%	7.55%	7.35%	6.52%	5.47%
20-Jan-19	2,007,226,213.76	1,280.46	7.58%	7.55%	7.34%	6.50%	5.46%
19-Jan-19	2,006,817,172.52	1,280.20	7.60%	7.57%	7.34%	6.48%	5.45%
18-Jan-19	2,006,403,073.56	1,279.94	7.58%	7.57%	7.32%	6.47%	5.44%
17-Jan-19	2,134,489,163.42	1,279.69	7.61%	7.59%	7.31%	6.45%	5.43%
16-Jan-19	2,126,529,992.62	1,279.44	7.61%	7.59%	7.30%	6.44%	5.42%

Fecha	Patrimonio neto del Fondo	Valor Cuota	Rentabilidad				
			30 días	60 días	90 días	180 días	365 días
15-Jan-19	2,118,681,182.35	1,279.19	7.62%	7.59%	7.29%	6.42%	5.41%
14-Jan-19	2,133,321,432.44	1,278.93	7.63%	7.59%	7.29%	6.41%	5.41%
13-Jan-19	2,135,776,831.99	1,278.67	7.62%	7.59%	7.28%	6.39%	5.39%
12-Jan-19	2,135,364,044.83	1,278.42	7.64%	7.59%	7.27%	6.38%	5.38%
11-Jan-19	2,134,951,234.32	1,278.17	7.65%	7.59%	7.26%	6.36%	5.37%
10-Jan-19	2,010,775,023.12	1,277.89	7.63%	7.59%	7.25%	6.35%	5.36%
9-Jan-19	2,122,353,869.40	1,277.64	7.64%	7.58%	7.24%	6.33%	5.35%
8-Jan-19	2,016,553,021.92	1,277.36	7.64%	7.56%	7.23%	6.31%	5.34%
7-Jan-19	1,947,145,444.81	1,277.08	7.62%	7.54%	7.21%	6.29%	5.33%
6-Jan-19	2,017,491,895.70	1,276.83	7.63%	7.55%	7.20%	6.28%	5.32%
5-Jan-19	2,017,081,860.57	1,276.57	7.62%	7.53%	7.19%	6.26%	5.31%
4-Jan-19	2,016,671,802.24	1,276.31	7.63%	7.54%	7.18%	6.24%	5.30%
3-Jan-19	1,919,574,523.37	1,276.04	7.62%	7.51%	7.16%	6.23%	5.29%
2-Jan-19	1,944,558,360.90	1,275.77	7.62%	7.49%	7.15%	6.21%	5.27%
1-Jan-19	1,890,349,197.31	1,275.49	7.62%	7.47%	7.14%	6.19%	5.26%
31-Dec-18	1,889,945,954.98	1,275.22	7.61%	7.44%	7.12%	6.17%	5.25%
30-Dec-18	1,879,852,177.72	1,274.96	7.62%	7.43%	7.11%	6.15%	5.24%
29-Dec-18	1,879,454,981.84	1,274.69	7.61%	7.41%	7.09%	6.13%	5.22%
28-Dec-18	1,879,057,763.49	1,274.42	7.60%	7.40%	7.08%	6.11%	5.21%
27-Dec-18	1,890,844,108.78	1,274.15	7.57%	7.39%	7.06%	6.10%	5.20%
26-Dec-18	1,882,611,706.13	1,273.89	7.56%	7.37%	7.05%	6.08%	5.19%
25-Dec-18	1,856,819,092.14	1,273.61	7.55%	7.36%	7.02%	6.05%	5.17%
24-Dec-18	1,856,433,532.68	1,273.34	7.54%	7.34%	7.01%	6.04%	5.16%
23-Dec-18	1,830,086,674.80	1,273.07	7.52%	7.33%	6.99%	6.02%	5.15%
22-Dec-18	1,829,699,197.37	1,272.80	7.49%	7.30%	6.97%	6.00%	5.14%
21-Dec-18	1,829,311,698.02	1,272.53	7.48%	7.29%	6.95%	5.98%	5.13%
20-Dec-18	1,853,320,642.35	1,272.26	7.50%	7.26%	6.92%	5.96%	5.11%
19-Dec-18	1,968,078,926.50	1,272.01	7.50%	7.25%	6.91%	5.94%	5.10%
18-Dec-18	1,932,707,183.59	1,271.74	7.52%	7.23%	6.89%	5.93%	5.09%
17-Dec-18	1,948,809,437.17	1,271.48	7.52%	7.21%	6.88%	5.91%	5.08%
16-Dec-18	1,931,804,726.28	1,271.22	7.52%	7.20%	6.86%	5.89%	5.06%
15-Dec-18	1,931,413,814.19	1,270.96	7.51%	7.18%	6.85%	5.88%	5.05%
14-Dec-18	1,931,022,879.99	1,270.71	7.51%	7.17%	6.83%	5.86%	5.04%
13-Dec-18	1,887,555,156.52	1,270.44	7.50%	7.15%	6.81%	5.84%	5.03%
12-Dec-18	1,924,688,563.17	1,270.19	7.48%	7.14%	6.80%	5.82%	5.02%
11-Dec-18	1,936,420,200.04	1,269.93	7.49%	7.12%	6.78%	5.81%	5.02%
10-Dec-18	1,964,818,868.31	1,269.67	7.46%	7.12%	6.76%	5.79%	5.01%
9-Dec-18	1,878,343,289.72	1,269.40	7.44%	7.09%	6.73%	5.77%	5.00%
8-Dec-18	1,877,959,669.19	1,269.14	7.42%	7.07%	6.71%	5.75%	4.99%
7-Dec-18	1,877,571,138.06	1,268.87	7.42%	7.05%	6.69%	5.74%	4.98%
6-Dec-18	1,952,362,138.48	1,268.63	7.40%	7.04%	6.67%	5.72%	4.97%
5-Dec-18	1,870,966,935.47	1,268.36	7.40%	7.01%	6.64%	5.70%	4.95%
4-Dec-18	1,914,281,942.91	1,268.10	7.36%	7.00%	6.61%	5.68%	4.95%
3-Dec-18	1,860,448,009.61	1,267.83	7.32%	6.99%	6.59%	5.67%	4.94%
2-Dec-18	1,814,741,346.10	1,267.56	7.27%	6.96%	6.56%	5.65%	4.93%
1-Dec-18	1,814,362,895.14	1,267.29	7.22%	6.94%	6.53%	5.63%	4.92%
30-Nov-18	1,813,984,422.78	1,267.03	7.21%	6.91%	6.51%	5.61%	4.91%
29-Nov-18	1,851,159,406.17	1,266.77	7.17%	6.90%	6.48%	5.59%	4.90%
28-Nov-18	1,836,712,698.50	1,266.51	7.15%	6.88%	6.45%	5.58%	4.89%
27-Nov-18	1,938,613,967.24	1,266.27	7.15%	6.87%	6.43%	5.57%	4.88%
26-Nov-18	1,987,627,959.84	1,266.02	7.14%	6.85%	6.41%	5.55%	4.87%

Fecha	Patrimonio neto del Fondo	Valor Cuota	Rentabilidad				
			30 días	60 días	90 días	180 días	365 días
25-Nov-18	1,988,746,917.95	1,265.75	7.12%	6.82%	6.38%	5.53%	4.86%
24-Nov-18	1,988,357,115.91	1,265.50	7.10%	6.81%	6.36%	5.51%	4.85%
23-Nov-18	1,987,954,639.03	1,265.25	7.08%	6.78%	6.34%	5.50%	4.84%
22-Nov-18	2,028,862,758.57	1,265.01	7.07%	6.76%	6.32%	5.48%	4.84%
21-Nov-18	2,032,794,553.76	1,264.76	7.06%	6.74%	6.29%	5.46%	4.83%
20-Nov-18	1,959,711,150.36	1,264.47	6.98%	6.70%	6.13%	5.44%	4.82%
19-Nov-18	1,974,673,418.59	1,264.21	6.95%	6.68%	6.10%	5.43%	4.81%
18-Nov-18	1,845,058,900.07	1,263.93	6.90%	6.64%	6.07%	5.40%	4.80%
17-Nov-18	1,844,688,640.32	1,263.67	6.87%	6.62%	6.04%	5.39%	4.79%
16-Nov-18	1,844,310,984.62	1,263.42	6.83%	6.59%	6.02%	5.37%	4.78%
15-Nov-18	1,920,935,421.35	1,263.17	6.82%	6.58%	6.00%	5.35%	4.77%
14-Nov-18	1,876,056,106.12	1,262.91	6.80%	6.55%	5.97%	5.33%	4.76%
13-Nov-18	1,858,021,036.82	1,262.66	6.77%	6.53%	5.95%	5.32%	4.75%
12-Nov-18	1,924,441,931.48	1,262.43	6.75%	6.52%	5.93%	5.30%	4.74%
11-Nov-18	1,900,699,689.14	1,262.16	6.71%	6.47%	5.90%	5.29%	4.72%
10-Nov-18	1,900,350,621.01	1,261.92	6.72%	6.45%	5.88%	5.27%	4.71%
9-Nov-18	1,899,978,247.62	1,261.68	6.70%	6.43%	5.86%	5.26%	4.70%
8-Nov-18	1,918,082,438.23	1,261.44	6.68%	6.41%	5.84%	5.25%	4.70%
7-Nov-18	1,898,035,044.12	1,261.18	6.65%	6.37%	5.81%	5.23%	4.70%
6-Nov-18	1,974,409,147.78	1,260.96	6.63%	6.35%	5.79%	5.21%	4.69%
5-Nov-18	2,003,556,875.50	1,260.69	6.59%	6.31%	5.76%	5.20%	4.68%
4-Nov-18	2,003,207,561.90	1,260.47	6.59%	6.30%	5.74%	5.19%	4.67%
3-Nov-18	2,002,855,008.92	1,260.25	6.61%	6.27%	5.72%	5.18%	4.66%
2-Nov-18	2,002,502,435.98	1,260.03	6.62%	6.25%	5.70%	5.18%	4.66%
1-Nov-18	1,998,930,606.16	1,259.81	6.62%	6.25%	5.68%	5.16%	4.65%
31-Oct-18	1,967,709,268.11	1,259.57	6.58%	6.21%	5.65%	5.15%	4.65%
30-Oct-18	1,964,471,332.28	1,259.35	6.59%	6.19%	5.64%	5.14%	4.64%
29-Oct-18	1,884,892,242.10	1,259.11	6.57%	6.15%	5.62%	5.13%	4.63%
28-Oct-18	1,892,589,303.57	1,258.87	6.55%	6.12%	5.59%	5.11%	4.62%
27-Oct-18	1,892,228,473.80	1,258.63	6.52%	6.09%	5.56%	5.10%	4.61%
26-Oct-18	1,891,867,623.62	1,258.39	6.49%	6.06%	5.54%	5.08%	4.61%
25-Oct-18	1,906,021,249.51	1,258.16	6.47%	6.04%	5.51%	5.07%	4.60%
24-Oct-18	1,941,601,284.54	1,257.92	6.43%	6.01%	5.49%	5.05%	4.60%
23-Oct-18	1,972,903,442.28	1,257.70	6.41%	5.99%	5.46%	5.04%	4.60%
22-Oct-18	1,929,079,703.09	1,257.46	6.37%	5.77%	5.43%	5.02%	4.59%
21-Oct-18	2,061,025,026.75	1,257.26	6.38%	5.76%	5.41%	5.02%	4.59%
20-Oct-18	2,060,650,828.96	1,257.03	6.37%	5.73%	5.39%	5.00%	4.59%
19-Oct-18	2,060,276,610.00	1,256.80	6.35%	5.71%	5.37%	4.99%	4.58%
18-Oct-18	2,144,515,509.09	1,256.58	6.34%	5.69%	5.35%	4.98%	4.58%
17-Oct-18	2,109,320,128.38	1,256.36	6.32%	5.67%	5.33%	4.96%	4.57%
16-Oct-18	2,029,640,323.92	1,256.13	6.31%	5.64%	5.30%	4.95%	4.56%
15-Oct-18	1,981,988,647.52	1,255.90	6.28%	5.61%	5.28%	4.93%	4.56%
14-Oct-18	2,065,058,408.06	1,255.68	6.26%	5.59%	5.26%	4.92%	4.56%
13-Oct-18	2,064,693,978.55	1,255.46	6.24%	5.57%	5.24%	4.91%	4.54%
12-Oct-18	2,064,329,528.41	1,255.24	6.21%	5.55%	5.22%	4.90%	4.53%
11-Oct-18	1,977,262,766.67	1,254.99	6.15%	5.52%	5.19%	4.89%	4.53%
10-Oct-18	1,988,862,842.83	1,254.77	6.12%	5.49%	5.17%	4.87%	4.53%
9-Oct-18	2,016,477,676.57	1,254.55	6.10%	5.47%	5.15%	4.86%	4.52%
8-Oct-18	2,118,656,372.38	1,254.33	6.06%	5.44%	5.13%	4.86%	4.52%
7-Oct-18	2,107,671,731.46	1,254.12	6.03%	5.42%	5.12%	4.85%	4.52%
6-Oct-18	2,107,302,862.27	1,253.90	5.99%	5.39%	5.09%	4.84%	4.51%

Fecha	Patrimonio neto del Fondo	Valor Cuota	Rentabilidad				
			30 días	60 días	90 días	180 días	365 días
5-Oct-18	2,106,933,972.20	1,253.68	5.98%	5.36%	5.07%	4.83%	4.51%
4-Oct-18	1,971,525,431.09	1,253.44	5.90%	5.32%	5.05%	4.81%	4.50%
3-Oct-18	1,939,133,693.94	1,253.21	5.86%	5.29%	5.02%	4.80%	4.50%
2-Oct-18	1,944,006,060.16	1,253.00	5.84%	5.26%	5.00%	4.78%	4.49%
1-Oct-18	2,037,549,432.16	1,252.79	5.81%	5.24%	4.99%	4.78%	4.50%
30-Sep-18	1,993,499,279.82	1,252.57	5.76%	5.22%	4.96%	4.77%	4.49%
29-Sep-18	1,993,150,720.82	1,252.35	5.70%	5.19%	4.94%	4.75%	4.49%
28-Sep-18	1,992,802,142.10	1,252.13	5.66%	5.15%	4.92%	4.75%	4.48%
27-Sep-18	2,033,276,117.69	1,251.92	5.63%	5.14%	4.90%	4.73%	4.48%
26-Sep-18	2,112,381,731.88	1,251.71	5.60%	5.11%	4.88%	4.72%	4.48%
25-Sep-18	2,094,636,242.56	1,251.50	5.58%	5.08%	4.86%	4.71%	4.49%
24-Sep-18	2,145,165,043.26	1,251.30	5.56%	5.06%	4.85%	4.69%	4.49%
23-Sep-18	2,144,821,461.04	1,251.10	5.55%	5.03%	4.83%	4.69%	4.48%
22-Sep-18	2,144,481,099.11	1,250.90	5.13%	5.01%	4.81%	4.67%	4.48%
21-Sep-18	2,144,131,228.20	1,250.70	5.11%	4.98%	4.80%	4.67%	4.48%
20-Sep-18	2,091,754,324.98	1,250.49	5.07%	4.96%	4.78%	4.65%	4.48%
19-Sep-18	2,010,399,539.98	1,250.27	5.03%	4.93%	4.76%	4.64%	4.48%
18-Sep-18	2,077,618,894.76	1,250.07	5.02%	4.90%	4.74%	4.63%	4.48%
17-Sep-18	2,080,986,273.59	1,249.87	4.99%	4.88%	4.73%	4.62%	4.48%
16-Sep-18	2,026,240,337.13	1,249.65	4.95%	4.86%	4.71%	4.61%	4.47%
15-Sep-18	2,025,913,662.12	1,249.45	4.92%	4.83%	4.69%	4.60%	4.47%
14-Sep-18	2,025,586,968.63	1,249.25	4.89%	4.82%	4.67%	4.58%	4.47%
13-Sep-18	2,076,187,799.36	1,249.05	4.87%	4.80%	4.65%	4.57%	4.46%
12-Sep-18	2,120,815,265.45	1,248.86	4.87%	4.78%	4.64%	4.56%	4.47%
11-Sep-18	2,151,593,693.99	1,248.68	4.86%	4.77%	4.63%	4.56%	4.47%
10-Sep-18	2,117,604,568.64	1,248.49	4.84%	4.75%	4.62%	4.54%	4.47%
9-Sep-18	2,064,888,503.94	1,248.29	4.81%	4.73%	4.61%	4.54%	4.47%
8-Sep-18	2,064,591,087.89	1,248.11	4.80%	4.72%	4.60%	4.53%	4.47%
7-Sep-18	2,064,293,655.01	1,247.93	4.78%	4.71%	4.59%	4.53%	4.47%
6-Sep-18	2,110,287,185.31	1,247.75	4.77%	4.70%	4.58%	4.52%	4.47%
5-Sep-18	1,954,960,137.32	1,247.55	4.73%	4.68%	4.56%	4.51%	4.47%
4-Sep-18	2,152,452,876.13	1,247.39	4.72%	4.67%	4.56%	4.51%	4.47%
3-Sep-18	2,161,357,842.32	1,247.21	4.70%	4.66%	4.56%	4.50%	4.49%
2-Sep-18	2,081,378,424.64	1,247.01	4.66%	4.64%	4.54%	4.50%	4.48%
1-Sep-18	2,081,092,020.79	1,246.84	4.65%	4.63%	4.54%	4.49%	4.48%
31-Aug-18	2,080,805,600.73	1,246.67	4.66%	4.62%	4.52%	4.48%	4.48%
30-Aug-18	2,122,355,758.42	1,246.50	4.64%	4.61%	4.52%	4.48%	4.49%
29-Aug-18	2,089,414,418.14	1,246.33	4.61%	4.60%	4.51%	4.47%	4.48%
28-Aug-18	2,113,605,186.09	1,246.15	4.62%	4.59%	4.51%	4.47%	4.48%
27-Aug-18	2,037,161,022.36	1,245.98	4.60%	4.57%	4.50%	4.47%	4.48%
26-Aug-18	1,994,179,159.03	1,245.79	4.56%	4.56%	4.48%	4.46%	4.48%
25-Aug-18	1,993,892,009.54	1,245.61	4.52%	4.54%	4.47%	4.45%	4.48%
24-Aug-18	1,993,604,840.68	1,245.43	4.49%	4.52%	4.47%	4.45%	4.48%
23-Aug-18	1,963,011,500.42	1,245.65	4.86%	4.71%	4.59%	4.51%	4.52%
22-Aug-18	2,023,528,702.57	1,245.47	4.84%	4.69%	4.57%	4.50%	4.52%
21-Aug-18	2,042,207,969.59	1,245.29	4.82%	4.68%	4.57%	4.49%	4.52%
20-Aug-18	2,097,071,330.45	1,245.12	4.80%	4.67%	4.56%	4.48%	4.52%
19-Aug-18	2,051,742,837.43	1,244.93	4.77%	4.66%	4.55%	4.47%	4.53%
18-Aug-18	2,051,460,209.25	1,244.76	4.76%	4.65%	4.54%	4.46%	4.53%
17-Aug-18	2,051,177,565.08	1,244.59	4.75%	4.64%	4.53%	4.46%	4.53%
16-Aug-18	2,113,492,959.38	1,244.42	4.73%	4.63%	4.52%	4.45%	4.53%

Fecha	Patrimonio neto del Fondo	Valor Cuota	Rentabilidad				
			30 días	60 días	90 días	180 días	365 días
15-Aug-18	2,113,205,802.07	1,244.25	4.72%	4.62%	4.51%	4.45%	4.54%
14-Aug-18	2,010,647,980.10	1,244.07	4.70%	4.60%	4.50%	4.43%	4.54%
13-Aug-18	1,969,435,304.16	1,243.88	4.67%	4.58%	4.49%	4.43%	4.54%
12-Aug-18	2,038,439,342.24	1,243.71	4.66%	4.58%	4.49%	4.42%	4.55%
11-Aug-18	2,038,164,625.28	1,243.54	4.65%	4.57%	4.48%	4.42%	4.55%
10-Aug-18	2,037,883,726.11	1,243.37	4.63%	4.56%	4.49%	4.41%	4.55%
9-Aug-18	2,126,056,551.99	1,243.21	4.63%	4.56%	4.48%	4.40%	4.55%
8-Aug-18	2,052,012,605.93	1,243.05	4.62%	4.55%	4.47%	4.40%	4.56%
7-Aug-18	2,065,900,705.63	1,242.88	4.61%	4.54%	4.46%	4.39%	4.56%
6-Aug-18	2,130,465,641.01	1,242.72	4.61%	4.54%	4.47%	4.39%	4.57%
5-Aug-18	2,156,163,235.01	1,242.56	4.60%	4.55%	4.46%	4.38%	4.57%
4-Aug-18	2,155,898,094.63	1,242.41	4.60%	4.55%	4.47%	4.38%	4.57%
3-Aug-18	2,155,623,689.24	1,242.25	4.61%	4.54%	4.48%	4.38%	4.58%
2-Aug-18	2,116,611,306.86	1,242.09	4.59%	4.53%	4.48%	4.37%	4.58%
1-Aug-18	2,113,858,223.29	1,241.91	4.57%	4.51%	4.46%	4.37%	4.60%
31-Jul-18	2,169,460,324.05	1,241.76	4.57%	4.51%	4.47%	4.36%	4.60%
30-Jul-18	2,175,553,912.81	1,241.62	4.57%	4.53%	4.48%	4.36%	4.60%
29-Jul-18	2,154,028,856.25	1,241.43	4.53%	4.50%	4.47%	4.35%	4.61%
28-Jul-18	2,153,765,487.66	1,241.28	4.53%	4.50%	4.47%	4.35%	4.61%
27-Jul-18	2,153,502,104.17	1,241.13	4.54%	4.49%	4.47%	4.34%	4.61%
26-Jul-18	2,354,462,818.76	1,240.99	4.53%	4.51%	4.47%	4.34%	4.62%
25-Jul-18	2,377,868,798.77	1,240.85	4.54%	4.51%	4.46%	4.34%	4.62%
24-Jul-18	2,385,694,168.26	1,240.69	4.54%	4.50%	4.46%	4.34%	4.63%
23-Jul-18	2,376,034,207.24	1,240.54	4.53%	4.50%	4.46%	4.33%	4.63%
22-Jul-18	2,397,808,891.06	1,240.38	4.53%	4.50%	4.46%	4.33%	4.64%
21-Jul-18	2,397,514,132.04	1,240.23	4.53%	4.50%	4.46%	4.33%	4.65%
20-Jul-18	2,397,219,356.34	1,240.07	4.54%	4.49%	4.45%	4.32%	4.65%
19-Jul-18	2,304,804,114.75	1,239.91	4.53%	4.48%	4.44%	4.32%	4.66%
18-Jul-18	2,389,524,937.54	1,239.75	4.51%	4.47%	4.44%	4.32%	4.66%
17-Jul-18	2,430,908,030.21	1,239.60	4.50%	4.47%	4.44%	4.31%	4.66%
16-Jul-18	2,326,274,999.39	1,239.44	4.49%	4.46%	4.42%	4.31%	4.67%
15-Jul-18	2,356,567,602.75	1,239.28	4.48%	4.46%	4.42%	4.31%	4.68%
14-Jul-18	2,356,275,834.82	1,239.12	4.47%	4.46%	4.42%	4.31%	4.68%
13-Jul-18	2,355,984,050.38	1,238.97	4.49%	4.46%	4.42%	4.29%	4.68%
12-Jul-18	2,258,394,429.41	1,238.81	4.47%	4.47%	4.42%	4.29%	4.69%
11-Jul-18	2,352,513,316.96	1,238.66	4.47%	4.47%	4.42%	4.29%	4.69%
10-Jul-18	2,273,403,743.14	1,238.50	4.47%	4.46%	4.41%	4.28%	4.70%
9-Jul-18	2,406,687,540.24	1,238.35	4.47%	4.45%	4.43%	4.28%	4.70%
8-Jul-18	2,315,396,054.49	1,238.19	4.46%	4.46%	4.43%	4.27%	4.71%
7-Jul-18	2,315,105,538.49	1,238.04	4.45%	4.46%	4.43%	4.27%	4.72%
6-Jul-18	2,314,814,945.45	1,237.88	4.48%	4.46%	4.42%	4.27%	4.72%
5-Jul-18	2,361,590,343.63	1,237.73	4.48%	4.48%	4.41%	4.27%	4.72%
4-Jul-18	2,320,177,652.72	1,237.57	4.46%	4.47%	4.41%	4.26%	4.73%
3-Jul-18	2,376,038,600.84	1,237.42	4.44%	4.47%	4.41%	4.26%	4.74%
2-Jul-18	2,448,153,017.93	1,237.26	4.44%	4.47%	4.42%	4.25%	4.74%
1-Jul-18	2,482,870,395.21	1,237.12	4.44%	4.49%	4.42%	4.25%	4.75%
30-Jun-18	2,482,573,992.82	1,236.97	4.48%	4.49%	4.41%	4.24%	4.76%
29-Jun-18	2,482,282,951.72	1,236.82	4.45%	4.50%	4.42%	4.23%	4.76%
28-Jun-18	2,480,457,805.17	1,236.68	4.46%	4.49%	4.42%	4.23%	4.77%
27-Jun-18	2,470,033,300.55	1,236.52	4.43%	4.48%	4.40%	4.23%	4.77%
26-Jun-18	2,727,273,947.15	1,236.39	4.47%	4.49%	4.40%	4.22%	4.78%

Fecha	Patrimonio neto del Fondo	Valor Cuota	Rentabilidad				
			30 días	60 días	90 días	180 días	365 días
25-Jun-18	2,751,318,257.54	1,236.23	4.46%	4.48%	4.39%	4.22%	4.79%
24-Jun-18	2,708,222,785.98	1,236.08	4.45%	4.48%	4.39%	4.21%	4.79%
23-Jun-18	2,707,887,878.16	1,235.93	4.45%	4.48%	4.38%	4.20%	4.80%
22-Jun-18	2,707,553,766.18	1,235.78	4.46%	4.48%	4.38%	4.19%	4.80%
21-Jun-18	2,705,810,573.60	1,235.63	4.45%	4.48%	4.38%	4.19%	4.81%
20-Jun-18	2,625,402,226.77	1,235.46	4.43%	4.46%	4.37%	4.19%	4.81%
19-Jun-18	2,675,690,289.57	1,235.31	4.42%	4.45%	4.36%	4.18%	4.82%
18-Jun-18	2,649,093,704.92	1,235.17	4.43%	4.46%	4.36%	4.18%	4.82%
17-Jun-18	2,615,558,256.57	1,235.03	4.42%	4.45%	4.36%	4.17%	4.83%
16-Jun-18	2,615,240,875.34	1,234.88	4.42%	4.45%	4.36%	4.16%	4.84%
15-Jun-18	2,614,923,476.15	1,234.73	4.43%	4.44%	4.34%	4.15%	4.84%
14-Jun-18	2,607,461,031.06	1,234.58	4.44%	4.46%	4.34%	4.15%	4.85%
13-Jun-18	2,493,934,274.51	1,234.41	4.41%	4.44%	4.32%	4.14%	4.85%
12-Jun-18	2,517,621,962.36	1,234.27	4.45%	4.44%	4.32%	4.14%	4.86%
11-Jun-18	2,525,697,431.59	1,234.13	4.45%	4.44%	4.32%	4.14%	4.86%
10-Jun-18	2,448,962,019.62	1,233.96	4.43%	4.47%	4.31%	4.15%	4.87%
9-Jun-18	2,448,673,669.33	1,233.82	4.42%	4.47%	4.31%	4.14%	4.87%
8-Jun-18	2,448,380,268.00	1,233.67	4.44%	4.47%	4.31%	4.14%	4.88%
7-Jun-18	2,474,716,244.33	1,233.52	4.44%	4.46%	4.31%	4.14%	4.89%
6-Jun-18	2,380,587,714.70	1,233.34	4.43%	4.44%	4.30%	4.13%	4.89%
5-Jun-18	2,400,038,603.09	1,233.19	4.42%	4.38%	4.30%	4.07%	4.90%
4-Jun-18	2,344,323,043.06	1,233.04	4.40%	4.37%	4.30%	4.06%	4.90%
3-Jun-18	2,588,631,862.00	1,232.91	4.42%	4.40%	4.31%	4.07%	4.91%
2-Jun-18	2,588,323,190.78	1,232.77	4.43%	4.40%	4.30%	4.07%	4.91%
1-Jun-18	2,588,014,502.10	1,232.62	4.46%	4.39%	4.29%	4.08%	4.92%
31-May-18	2,539,292,865.54	1,232.43	4.43%	4.38%	4.28%	4.07%	4.92%
30-May-18	2,539,048,809.38	1,232.32	4.46%	4.39%	4.29%	4.07%	4.92%
29-May-18	2,545,006,265.80	1,232.17	4.45%	4.38%	4.30%	4.07%	4.92%
28-May-18	2,696,166,369.29	1,232.03	4.45%	4.38%	4.30%	4.07%	4.93%
27-May-18	2,557,094,123.15	1,231.86	4.42%	4.35%	4.29%	4.06%	4.94%
26-May-18	2,556,801,057.34	1,231.72	4.42%	4.36%	4.29%	4.07%	4.94%
25-May-18	2,556,507,974.95	1,231.58	4.42%	4.35%	4.28%	4.07%	4.94%
24-May-18	2,516,079,178.25	1,231.42	4.43%	4.35%	4.28%	4.06%	4.95%
23-May-18	2,494,671,517.76	1,231.26	4.41%	4.34%	4.27%	4.05%	4.95%
22-May-18	2,572,586,140.77	1,231.12	4.42%	4.33%	4.27%	4.06%	4.96%
21-May-18	2,619,188,808.44	1,230.98	4.41%	4.32%	4.25%	4.06%	4.97%
20-May-18	2,633,273,372.75	1,230.84	4.41%	4.33%	4.25%	4.06%	4.98%
19-May-18	2,632,968,819.67	1,230.70	4.42%	4.33%	4.24%	4.06%	4.98%
18-May-18	2,632,664,249.36	1,230.56	4.40%	4.33%	4.24%	4.06%	4.98%
17-May-18	2,604,769,957.99	1,230.41	4.40%	4.30%	4.23%	4.06%	4.99%
16-May-18	2,441,699,357.53	1,230.25	4.38%	4.29%	4.23%	4.06%	4.99%
15-May-18	2,368,548,977.01	1,230.09	4.40%	4.28%	4.21%	4.06%	5.00%
14-May-18	2,424,185,784.91	1,229.95	4.40%	4.28%	4.22%	4.05%	5.00%
13-May-18	2,303,987,890.41	1,229.77	4.36%	4.25%	4.20%	4.04%	5.00%
12-May-18	2,303,725,932.44	1,229.63	4.36%	4.25%	4.20%	4.04%	5.01%
11-May-18	2,303,463,959.65	1,229.49	4.43%	4.25%	4.19%	4.02%	5.01%
10-May-18	2,427,016,943.87	1,229.35	4.45%	4.26%	4.19%	4.02%	5.02%
9-May-18	2,311,854,876.89	1,229.18	4.43%	4.24%	4.17%	4.02%	5.03%
8-May-18	2,248,627,043.91	1,229.03	4.41%	4.24%	4.17%	4.01%	5.03%
7-May-18	2,107,565,361.19	1,228.87	4.37%	4.23%	4.15%	4.03%	5.04%
6-May-18	2,033,242,598.87	1,228.67	4.32%	4.21%	4.13%	4.01%	5.05%

Fecha	Patrimonio neto del Fondo	Valor Cuota	Rentabilidad				
			30 días	60 días	90 días	180 días	365 días
5-May-18	2,033,011,082.68	1,228.53	4.33%	4.22%	4.14%	4.01%	5.05%
4-May-18	2,032,776,761.57	1,228.39	4.37%	4.21%	4.13%	4.01%	5.06%
3-May-18	2,078,322,146.58	1,228.23	4.35%	4.20%	4.12%	4.01%	5.06%
2-May-18	2,033,749,163.92	1,228.06	4.30%	4.18%	4.11%	4.00%	5.07%
1-May-18	2,042,721,880.39	1,227.90	4.32%	4.17%	4.10%	4.00%	5.07%
30-Apr-18	2,163,935,713.69	1,227.75	4.31%	4.18%	4.09%	4.00%	5.08%
29-Apr-18	2,163,693,948.65	1,227.61	4.29%	4.19%	4.08%	4.01%	5.08%
28-Apr-18	2,163,452,169.93	1,227.48	4.29%	4.19%	4.09%	4.01%	5.09%
27-Apr-18	2,163,210,377.53	1,227.34	4.27%	4.19%	4.08%	4.00%	5.09%
26-Apr-18	2,301,023,430.85	1,227.20	4.29%	4.18%	4.08%	4.01%	5.10%
25-Apr-18	2,632,045,297.10	1,227.06	4.26%	4.18%	4.08%	4.00%	5.10%
24-Apr-18	2,392,962,801.46	1,226.89	4.25%	4.17%	4.08%	4.00%	5.11%
23-Apr-18	2,427,416,177.19	1,226.75	4.24%	4.16%	4.07%	4.02%	5.11%
22-Apr-18	2,384,848,335.88	1,226.61	4.23%	4.13%	4.06%	4.04%	5.12%
21-Apr-18	2,384,593,233.66	1,226.47	4.21%	4.13%	4.06%	4.03%	5.13%
20-Apr-18	2,384,328,255.34	1,226.34	4.23%	4.13%	4.06%	4.04%	5.13%
19-Apr-18	2,384,576,768.03	1,226.19	4.22%	4.12%	4.05%	4.04%	5.14%
18-Apr-18	2,478,938,986.08	1,226.06	4.24%	4.12%	4.06%	4.05%	5.15%
17-Apr-18	2,416,548,796.99	1,225.91	4.19%	4.12%	4.05%	4.05%	5.15%
16-Apr-18	2,464,600,899.73	1,225.77	4.17%	4.10%	4.05%	4.04%	5.16%
15-Apr-18	2,365,097,948.66	1,225.60	4.13%	4.09%	4.04%	4.04%	5.16%
14-Apr-18	2,364,826,703.22	1,225.46	4.14%	4.09%	4.05%	4.05%	5.17%
13-Apr-18	2,364,555,442.44	1,225.32	4.12%	4.08%	4.02%	4.06%	5.18%
12-Apr-18	2,599,482,307.17	1,225.18	4.13%	4.07%	4.02%	4.04%	5.18%
11-Apr-18	2,342,577,106.05	1,224.97	4.06%	4.03%	4.00%	4.03%	5.19%
10-Apr-18	2,296,921,389.73	1,224.81	4.05%	4.02%	3.99%	4.03%	5.19%
9-Apr-18	2,301,471,911.24	1,224.66	4.04%	4.01%	3.98%	4.04%	5.20%
8-Apr-18	2,101,375,721.52	1,224.54	4.06%	4.01%	3.98%	4.04%	5.21%
7-Apr-18	2,101,143,224.78	1,224.40	4.07%	4.01%	3.99%	4.05%	5.22%
6-Apr-18	2,100,904,103.41	1,224.26	4.08%	4.01%	3.98%	4.05%	5.22%
5-Apr-18	2,097,157,263.13	1,224.12	4.09%	4.00%	3.98%	4.06%	5.23%
4-Apr-18	2,285,722,413.16	1,223.94	4.03%	3.98%	3.97%	4.05%	5.23%
3-Apr-18	2,282,058,685.56	1,223.79	4.02%	3.98%	3.96%	4.05%	5.24%
2-Apr-18	2,408,712,736.90	1,223.67	4.04%	3.98%	3.95%	4.06%	5.25%
1-Apr-18	2,316,104,536.49	1,223.49	4.00%	3.96%	3.94%	4.06%	5.26%
31-Mar-18	2,315,851,420.18	1,223.36	4.04%	3.94%	3.92%	4.09%	5.27%
30-Mar-18	2,315,631,131.07	1,223.24	4.07%	3.95%	3.92%	4.09%	5.28%
29-Mar-18	2,315,374,015.15	1,223.11	4.08%	3.95%	3.92%	4.10%	5.29%
28-Mar-18	2,257,873,281.31	1,222.99	4.09%	3.96%	3.92%	4.10%	5.30%
27-Mar-18	2,164,230,395.63	1,222.84	4.07%	3.95%	3.90%	4.11%	5.31%
26-Mar-18	2,545,410,539.94	1,222.72	4.09%	3.97%	3.91%	4.13%	5.32%
25-Mar-18	2,310,566,842.98	1,222.56	4.08%	3.95%	3.89%	4.14%	5.33%
24-Mar-18	2,310,314,410.19	1,222.43	4.06%	3.94%	3.87%	4.16%	5.34%
23-Mar-18	2,310,061,873.47	1,222.29	4.02%	3.95%	3.87%	4.16%	5.35%
22-Mar-18	2,565,880,355.79	1,222.18	4.04%	3.95%	3.88%	4.17%	5.36%
21-Mar-18	2,536,502,770.52	1,222.03	4.02%	3.94%	3.87%	4.17%	5.37%
20-Mar-18	2,488,778,326.44	1,221.88	3.99%	3.94%	3.85%	4.18%	5.38%
19-Mar-18	2,347,847,345.05	1,221.75	3.99%	3.93%	3.85%	4.19%	5.39%
18-Mar-18	2,545,808,869.25	1,221.65	4.04%	3.96%	3.86%	4.20%	5.40%
17-Mar-18	2,545,536,824.99	1,221.52	4.02%	3.97%	3.84%	4.22%	5.41%
16-Mar-18	2,545,264,706.33	1,221.39	4.04%	3.98%	3.83%	4.22%	5.42%

Fecha	Patrimonio neto del Fondo	Valor Cuota	Rentabilidad				
			30 días	60 días	90 días	180 días	365 días
15-Mar-18	2,525,877,020.67	1,221.24	4.03%	3.93%	3.83%	4.23%	5.43%
14-Mar-18	2,292,803,795.80	1,221.12	4.03%	3.94%	3.83%	4.24%	5.44%
13-Mar-18	2,231,203,799.79	1,220.98	4.00%	3.94%	3.83%	4.23%	5.45%
12-Mar-18	2,225,146,966.52	1,220.83	3.98%	3.93%	3.82%	4.25%	5.46%
11-Mar-18	2,299,691,921.12	1,220.69	3.97%	3.92%	3.85%	4.26%	5.47%
10-Mar-18	2,299,428,469.87	1,220.55	3.97%	3.92%	3.84%	4.27%	5.48%
9-Mar-18	2,299,160,177.06	1,220.41	3.94%	3.92%	3.83%	4.28%	5.49%
8-Mar-18	2,247,382,776.91	1,220.26	3.93%	3.91%	3.83%	4.28%	5.50%
7-Mar-18	2,211,286,325.91	1,220.11	3.93%	3.90%	3.83%	4.29%	5.51%
6-Mar-18	2,228,114,401.58	1,219.96	3.90%	3.90%	3.82%	4.29%	5.51%
5-Mar-18	2,528,030,860.01	1,219.84	3.91%	3.90%	3.80%	4.30%	5.53%
4-Mar-18	2,453,900,033.16	1,219.71	3.91%	3.88%	3.82%	4.31%	5.54%
3-Mar-18	2,453,622,845.84	1,219.57	3.91%	3.88%	3.82%	4.34%	5.55%
2-Mar-18	2,453,340,309.08	1,219.43	3.90%	3.85%	3.84%	4.35%	5.55%
1-Mar-18	2,259,389,761.04	1,219.25	3.83%	3.83%	3.82%	4.34%	5.56%
28-Feb-18	2,407,431,269.16	1,219.11	3.83%	3.81%	3.82%	4.35%	5.57%
27-Feb-18	2,466,005,005.54	1,218.97	3.82%	3.81%	3.81%	4.35%	5.59%
26-Feb-18	2,465,733,955.66	1,218.83	3.82%	3.79%	3.82%	4.35%	5.60%
25-Feb-18	2,283,889,754.30	1,218.70	3.83%	3.80%	3.82%	4.36%	5.61%
24-Feb-18	2,283,626,871.33	1,218.56	3.83%	3.78%	3.83%	4.36%	5.62%
23-Feb-18	2,283,361,195.55	1,218.42	3.80%	3.74%	3.83%	4.38%	5.63%
22-Feb-18	2,543,336,288.85	1,218.30	3.81%	3.75%	3.83%	4.38%	5.63%
21-Feb-18	2,489,272,829.33	1,218.21	3.86%	3.77%	3.84%	4.40%	5.65%
20-Feb-18	2,548,026,478.84	1,218.09	3.86%	3.78%	3.84%	4.41%	5.66%
19-Feb-18	2,561,618,571.14	1,217.95	3.86%	3.75%	3.86%	4.41%	5.68%
18-Feb-18	2,614,422,562.87	1,217.83	3.87%	3.76%	3.85%	4.43%	5.69%
17-Feb-18	2,614,123,297.87	1,217.69	3.86%	3.75%	3.87%	4.44%	5.70%
16-Feb-18	2,613,824,015.94	1,217.56	3.86%	3.72%	3.87%	4.45%	5.71%
15-Feb-18	2,946,225,785.75	1,217.44	3.90%	3.71%	3.87%	4.46%	5.72%
14-Feb-18	2,904,156,191.03	1,217.29	3.91%	3.70%	3.87%	4.47%	5.73%
13-Feb-18	2,896,725,104.67	1,217.16	3.83%	3.71%	3.87%	4.48%	5.74%
12-Feb-18	2,846,574,183.35	1,217.03	3.84%	3.71%	3.86%	4.51%	5.76%
11-Feb-18	2,860,040,111.66	1,216.92	3.86%	3.72%	3.87%	4.52%	5.77%
10-Feb-18	2,859,737,772.74	1,216.79	3.87%	3.77%	3.86%	4.53%	5.78%
9-Feb-18	2,859,427,166.24	1,216.66	3.86%	3.75%	3.83%	4.55%	5.79%
8-Feb-18	2,780,055,450.58	1,216.53	3.85%	3.73%	3.84%	4.56%	5.80%
7-Feb-18	3,007,300,390.08	1,216.41	3.89%	3.75%	3.84%	4.57%	5.82%
6-Feb-18	2,929,398,541.94	1,216.28	3.87%	3.76%	3.85%	4.57%	5.83%
5-Feb-18	2,691,678,111.69	1,216.13	3.86%	3.75%	3.88%	4.58%	5.84%
4-Feb-18	2,651,040,588.00	1,216.01	3.89%	3.72%	3.87%	4.59%	5.85%
3-Feb-18	2,650,747,195.32	1,215.88	3.87%	3.75%	3.87%	4.61%	5.86%
2-Feb-18	2,650,449,471.18	1,215.74	3.83%	3.75%	3.87%	4.62%	5.87%
1-Feb-18	2,794,117,405.08	1,215.61	3.84%	3.78%	3.88%	4.64%	5.88%
31-Jan-18	2,840,505,690.29	1,215.48	3.78%	3.78%	3.88%	4.65%	5.89%
30-Jan-18	2,898,434,317.47	1,215.37	3.81%	3.80%	3.90%	4.67%	5.91%
29-Jan-18	2,816,768,644.60	1,215.23	3.79%	3.79%	3.90%	4.70%	5.92%
28-Jan-18	2,816,465,403.75	1,215.10	3.80%	3.80%	3.91%	4.71%	5.93%
27-Jan-18	2,816,155,353.70	1,214.97	3.75%	3.80%	3.91%	4.72%	5.94%
26-Jan-18	2,815,838,202.36	1,214.83	3.76%	3.81%	3.90%	4.73%	5.95%
25-Jan-18	2,635,817,651.67	1,214.68	3.71%	3.80%	3.90%	4.74%	5.96%
24-Jan-18	2,735,913,773.60	1,214.57	3.67%	3.80%	3.91%	4.75%	5.97%

Fecha	Patrimonio neto del Fondo	Valor Cuota	Rentabilidad				
			30 días	60 días	90 días	180 días	365 días
23-Jan-18	2,722,324,049.72	1,214.44	3.68%	3.80%	3.92%	4.76%	5.98%
22-Jan-18	2,666,134,643.90	1,214.31	3.67%	3.81%	3.95%	4.77%	6.00%
21-Jan-18	2,832,105,323.09	1,214.18	3.68%	3.83%	4.00%	4.79%	6.01%
20-Jan-18	2,831,791,344.34	1,214.05	3.63%	3.82%	3.98%	4.80%	6.02%
19-Jan-18	2,831,477,347.82	1,213.92	3.64%	3.84%	4.00%	4.82%	6.03%
18-Jan-18	2,968,891,238.29	1,213.79	3.64%	3.85%	4.01%	4.83%	6.04%
17-Jan-18	2,618,838,161.96	1,213.65	3.57%	3.84%	4.02%	4.84%	6.05%
16-Jan-18	2,661,876,503.21	1,213.50	3.51%	3.84%	4.02%	4.85%	6.06%
15-Jan-18	2,607,119,600.98	1,213.34	3.49%	3.83%	3.99%	4.86%	6.06%
14-Jan-18	2,756,161,229.97	1,213.29	3.58%	3.84%	4.03%	4.89%	6.08%
13-Jan-18	2,755,854,052.76	1,213.15	3.58%	3.84%	4.05%	4.90%	6.09%
12-Jan-18	2,755,541,524.53	1,213.01	3.56%	3.84%	4.08%	4.92%	6.10%
11-Jan-18	2,710,398,605.21	1,212.88	3.65%	3.79%	4.03%	4.93%	6.11%
10-Jan-18	2,515,903,993.81	1,212.76	3.62%	3.80%	4.04%	4.94%	6.12%
9-Jan-18	2,476,836,732.58	1,212.63	3.60%	3.81%	4.06%	4.95%	6.13%
8-Jan-18	2,458,343,410.17	1,212.48	3.60%	3.80%	4.09%	4.96%	6.14%
7-Jan-18	2,498,553,362.56	1,212.37	3.63%	3.86%	4.08%	4.98%	6.16%
6-Jan-18	2,498,264,397.83	1,212.23	3.63%	3.84%	4.10%	4.99%	6.16%
5-Jan-18	2,497,970,555.37	1,212.08	3.54%	3.84%	4.11%	5.01%	6.17%
4-Jan-18	2,491,722,374.67	1,211.97	3.61%	3.85%	4.12%	5.02%	6.19%
3-Jan-18	2,773,053,243.86	1,211.87	3.65%	3.87%	4.14%	5.04%	6.20%
2-Jan-18	2,699,066,022.27	1,211.73	3.70%	3.87%	4.14%	5.05%	6.21%
1-Jan-18	2,644,476,944.27	1,211.66	3.77%	3.92%	4.18%	5.07%	6.23%
31-Dec-17	2,644,180,883.22	1,211.52	3.77%	3.92%	4.19%	5.09%	6.24%
30-Dec-17	2,643,923,883.36	1,211.41	3.77%	3.95%	4.25%	5.11%	6.25%
29-Dec-17	2,643,622,957.32	1,211.27	3.79%	3.94%	4.24%	5.13%	6.26%
28-Dec-17	2,513,544,708.64	1,211.18	3.83%	3.95%	4.27%	5.15%	6.28%
27-Dec-17	2,581,734,956.99	1,211.03	3.84%	3.95%	4.28%	5.16%	6.29%
26-Dec-17	2,529,681,928.32	1,210.94	3.88%	3.98%	4.31%	5.17%	6.30%
25-Dec-17	2,839,503,644.00	1,210.87	3.93%	4.01%	4.36%	5.20%	6.32%
24-Dec-17	2,839,195,029.13	1,210.73	3.92%	4.07%	4.39%	5.21%	6.33%
23-Dec-17	2,838,886,396.80	1,210.60	3.93%	4.13%	4.42%	5.23%	6.34%
22-Dec-17	2,838,569,774.34	1,210.47	3.97%	4.10%	4.42%	5.25%	6.35%
21-Dec-17	2,615,968,265.40	1,210.39	4.00%	4.16%	4.45%	5.27%	6.37%
20-Dec-17	2,330,415,969.91	1,210.24	4.03%	4.17%	4.46%	5.27%	6.38%
19-Dec-17	2,560,008,874.08	1,210.13	4.05%	4.19%	4.49%	5.29%	6.39%
18-Dec-17	2,635,749,323.53	1,210.05	4.11%	4.22%	4.52%	5.31%	6.41%
17-Dec-17	2,580,189,387.42	1,209.97	4.15%	4.22%	4.56%	5.33%	6.42%
16-Dec-17	2,579,889,723.43	1,209.83	4.16%	4.23%	4.58%	5.34%	6.43%
15-Dec-17	2,579,584,931.09	1,209.68	4.10%	4.26%	4.59%	5.36%	6.44%
14-Dec-17	2,751,281,182.25	1,209.55	4.09%	4.30%	4.61%	5.37%	6.45%
13-Dec-17	2,816,276,277.97	1,209.43	4.10%	4.24%	4.63%	5.38%	6.46%
12-Dec-17	2,526,792,894.94	1,209.20	3.91%	4.20%	4.59%	5.39%	6.46%
11-Dec-17	2,578,818,527.93	1,209.11	3.96%	4.25%	4.65%	5.40%	6.48%
10-Dec-17	2,383,106,393.68	1,209.00	4.00%	4.30%	4.68%	5.42%	6.49%
9-Dec-17	2,382,819,611.86	1,208.86	3.99%	4.29%	4.68%	5.43%	6.50%
8-Dec-17	2,382,527,938.53	1,208.71	4.07%	4.30%	4.70%	5.45%	6.51%
7-Dec-17	2,890,825,738.17	1,208.58	4.04%	4.32%	4.71%	5.46%	6.52%
6-Dec-17	2,903,566,383.09	1,208.52	4.13%	4.37%	4.76%	5.48%	6.53%
5-Dec-17	2,994,876,823.36	1,208.33	4.07%	4.35%	4.76%	5.49%	6.54%
4-Dec-17	2,996,183,576.41	1,208.19	4.08%	4.35%	4.77%	5.51%	6.55%

Fecha	Patrimonio neto del Fondo	Valor Cuota	Rentabilidad				
			30 días	60 días	90 días	180 días	365 días
3-Dec-17	2,633,594,636.54	1,208.00	4.03%	4.35%	4.77%	5.50%	6.55%
2-Dec-17	2,633,297,610.32	1,207.87	4.06%	4.37%	4.83%	5.52%	6.56%
1-Dec-17	2,633,000,567.29	1,207.73	4.06%	4.45%	4.84%	5.53%	6.57%
30-Nov-17	3,128,757,891.70	1,207.61	4.11%	4.44%	4.85%	5.54%	6.58%
29-Nov-17	2,912,021,419.50	1,207.45	4.06%	4.45%	4.86%	5.55%	6.59%
28-Nov-17	3,087,940,076.76	1,207.33	4.07%	4.47%	4.87%	5.56%	6.60%
27-Nov-17	2,894,801,946.54	1,207.17	4.05%	4.48%	4.86%	5.56%	6.61%
26-Nov-17	3,099,318,646.43	1,207.04	4.06%	4.53%	4.87%	5.56%	6.62%
25-Nov-17	3,099,011,579.47	1,206.92	4.09%	4.58%	4.89%	5.58%	6.63%
24-Nov-17	3,098,698,071.17	1,206.80	4.21%	4.64%	4.92%	5.60%	6.64%
23-Nov-17	3,169,193,566.93	1,206.65	4.30%	4.63%	4.92%	5.60%	6.65%
22-Nov-17	3,132,973,713.49	1,206.48	4.21%	4.63%	4.92%	5.60%	6.65%
21-Nov-17	3,158,692,825.57	1,206.37	4.31%	4.66%	4.95%	5.62%	6.66%
20-Nov-17	2,682,045,281.25	1,206.19	4.29%	4.67%	4.95%	5.63%	6.67%
19-Nov-17	3,009,226,188.87	1,206.06	4.31%	4.69%	4.97%	5.65%	6.68%
18-Nov-17	3,008,895,618.25	1,205.92	4.32%	4.72%	5.00%	5.66%	6.69%
17-Nov-17	3,008,565,028.33	1,205.79	4.28%	4.76%	5.02%	5.68%	6.70%
16-Nov-17	3,027,530,860.63	1,205.64	4.28%	4.77%	5.03%	5.68%	6.70%
15-Nov-17	2,944,312,844.55	1,205.56	4.40%	4.82%	5.06%	5.70%	6.72%
14-Nov-17	2,922,245,026.72	1,205.43	4.49%	4.84%	5.09%	5.72%	6.73%
13-Nov-17	2,905,598,522.78	1,205.31	4.36%	4.84%	5.15%	5.73%	6.74%
12-Nov-17	2,807,025,240.38	1,205.27	4.47%	4.95%	5.20%	5.76%	6.75%
11-Nov-17	2,806,699,448.68	1,205.13	4.51%	4.98%	5.21%	5.77%	6.76%
10-Nov-17	2,806,373,638.55	1,204.99	4.60%	4.99%	5.25%	5.77%	6.77%
9-Nov-17	2,876,865,238.51	1,204.85	4.57%	5.02%	5.26%	5.78%	6.78%
8-Nov-17	3,116,902,721.33	1,204.62	4.52%	4.99%	5.24%	5.78%	6.78%
7-Nov-17	3,152,778,860.52	1,204.52	4.58%	5.03%	5.26%	5.79%	6.79%
6-Nov-17	2,894,377,130.73	1,204.38	4.60%	5.05%	5.29%	5.82%	6.80%
5-Nov-17	2,894,046,332.97	1,204.24	4.61%	5.07%	5.30%	5.83%	6.81%
4-Nov-17	2,893,704,988.11	1,204.10	4.61%	5.10%	5.33%	5.84%	6.82%
3-Nov-17	2,893,363,623.93	1,203.96	4.66%	5.18%	5.36%	5.87%	6.83%
2-Nov-17	2,762,703,547.11	1,203.80	4.68%	5.18%	5.37%	5.87%	6.83%
1-Nov-17	2,751,816,793.75	1,203.66	4.82%	5.19%	5.38%	5.88%	6.84%
31-Oct-17	2,814,565,380.74	1,203.49	4.76%	5.19%	5.41%	5.89%	6.85%
30-Oct-17	2,962,058,193.51	1,203.38	4.82%	5.22%	5.48%	5.91%	6.86%
29-Oct-17	3,260,902,492.40	1,203.25	4.86%	5.22%	5.50%	5.93%	6.87%
28-Oct-17	3,260,523,684.81	1,203.11	4.90%	5.23%	5.52%	5.93%	6.88%
27-Oct-17	3,260,144,855.79	1,202.97	4.99%	5.25%	5.54%	5.94%	6.89%
26-Oct-17	2,892,748,830.85	1,202.82	5.06%	5.27%	5.55%	5.95%	6.89%
25-Oct-17	2,931,179,260.68	1,202.58	5.05%	5.24%	5.53%	5.94%	6.89%
24-Oct-17	2,889,597,056.70	1,202.33	4.94%	5.20%	5.52%	5.93%	6.89%
23-Oct-17	2,690,915,332.95	1,202.26	5.03%	5.26%	5.56%	5.96%	6.90%
22-Oct-17	2,702,798,681.60	1,202.05	4.99%	5.23%	5.56%	5.96%	6.91%
21-Oct-17	2,702,452,066.29	1,201.90	5.04%	5.26%	5.57%	5.97%	6.91%
20-Oct-17	2,702,105,431.37	1,201.74	5.05%	5.29%	5.61%	5.98%	6.92%
19-Oct-17	2,745,588,447.77	1,201.60	5.10%	5.32%	5.62%	5.99%	6.92%
18-Oct-17	2,796,412,842.63	1,201.51	5.22%	5.36%	5.65%	6.01%	6.94%
17-Oct-17	2,819,878,875.50	1,201.36	5.24%	5.37%	5.69%	6.02%	6.94%
16-Oct-17	2,912,115,556.86	1,201.16	5.21%	5.37%	5.69%	6.02%	6.94%
15-Oct-17	3,128,828,063.10	1,201.09	5.17%	5.42%	5.68%	6.02%	6.94%
14-Oct-17	3,128,447,406.79	1,200.94	5.30%	5.51%	5.75%	6.06%	6.96%

Fecha	Patrimonio neto del Fondo	Valor Cuota	Rentabilidad				
			30 días	60 días	90 días	180 días	365 días
13-Oct-17	3,128,066,728.94	1,200.79	5.41%	5.53%	5.79%	6.07%	6.97%
12-Oct-17	3,127,000,490.11	1,200.61	5.42%	5.56%	5.79%	6.08%	6.97%
11-Oct-17	3,241,743,743.31	1,200.39	5.36%	5.53%	5.78%	6.08%	6.97%
10-Oct-17	3,024,773,652.32	1,200.28	5.44%	5.56%	5.81%	6.09%	6.98%
9-Oct-17	2,988,758,018.68	1,200.10	5.44%	5.56%	5.82%	6.10%	6.99%
8-Oct-17	2,811,704,465.43	1,199.94	5.45%	5.58%	5.84%	6.11%	6.99%
7-Oct-17	2,811,351,100.96	1,199.79	5.49%	5.59%	5.86%	6.12%	7.00%
6-Oct-17	2,810,989,858.50	1,199.63	5.51%	5.63%	5.88%	6.14%	7.00%
5-Oct-17	2,815,087,916.14	1,199.49	5.56%	5.67%	5.90%	6.15%	7.02%
4-Oct-17	3,170,011,922.16	1,199.30	5.68%	5.67%	5.90%	6.16%	7.02%
3-Oct-17	2,911,267,579.80	1,199.13	5.66%	5.68%	5.91%	6.16%	7.02%
2-Oct-17	3,028,029,342.67	1,198.84	5.54%	5.65%	5.88%	6.15%	7.02%
1-Oct-17	3,018,185,947.36	1,198.73	5.60%	5.76%	5.93%	6.17%	7.03%
30-Sep-17	3,017,765,488.85	1,198.57	5.61%	5.77%	5.95%	6.18%	7.03%
29-Sep-17	3,017,345,006.55	1,198.40	5.55%	5.78%	5.99%	6.20%	7.04%
28-Sep-17	2,877,749,767.46	1,198.21	5.54%	5.79%	5.99%	6.20%	7.04%
27-Sep-17	2,891,705,132.42	1,197.99	5.48%	5.78%	5.98%	6.21%	7.04%
26-Sep-17	2,731,623,611.70	1,197.77	5.47%	5.75%	5.97%	6.21%	7.04%
25-Sep-17	2,357,375,899.09	1,197.54	5.40%	5.74%	5.96%	6.22%	7.04%
24-Sep-17	2,647,143,488.91	1,197.41	5.44%	5.77%	5.99%	6.24%	7.05%
23-Sep-17	2,646,773,766.43	1,197.24	5.47%	5.79%	6.01%	6.26%	7.05%
22-Sep-17	2,646,403,272.75	1,197.07	5.45%	5.81%	6.03%	6.27%	7.05%
21-Sep-17	2,749,607,540.79	1,196.87	5.45%	5.83%	6.03%	6.28%	7.06%
20-Sep-17	2,749,216,989.09	1,196.70	5.51%	5.84%	6.03%	6.29%	7.06%
19-Sep-17	2,631,512,999.27	1,196.52	5.52%	5.84%	6.04%	6.30%	7.06%
18-Sep-17	2,613,305,245.24	1,196.31	5.48%	5.86%	6.04%	6.30%	7.06%
17-Sep-17	2,554,311,190.29	1,196.14	5.48%	5.87%	6.05%	6.31%	7.07%
16-Sep-17	2,553,939,327.58	1,195.96	5.50%	5.88%	6.07%	6.33%	7.07%
15-Sep-17	2,553,567,443.83	1,195.79	5.64%	5.90%	6.09%	6.34%	7.08%
14-Sep-17	2,678,974,675.73	1,195.66	5.69%	5.96%	6.11%	6.36%	7.08%
13-Sep-17	2,492,854,102.54	1,195.40	5.61%	5.92%	6.09%	6.36%	7.08%
12-Sep-17	2,700,334,887.70	1,195.22	5.66%	5.92%	6.10%	6.37%	7.08%
11-Sep-17	2,417,816,402.75	1,195.05	5.68%	5.94%	6.12%	6.38%	7.09%
10-Sep-17	2,478,097,253.64	1,194.86	5.66%	5.95%	6.12%	6.39%	7.09%
9-Sep-17	2,477,737,552.80	1,194.69	5.64%	5.97%	6.13%	6.40%	7.09%
8-Sep-17	2,477,369,879.30	1,194.51	5.68%	5.99%	6.15%	6.42%	7.09%
7-Sep-17	2,789,818,292.36	1,194.32	5.66%	6.01%	6.15%	6.43%	7.09%
6-Sep-17	2,789,418,355.36	1,194.15	5.73%	6.02%	6.15%	6.44%	7.10%
5-Sep-17	2,732,638,487.89	1,193.96	5.75%	6.02%	6.19%	6.45%	7.10%
4-Sep-17	2,742,231,153.44	1,193.65	5.63%	5.97%	6.15%	6.44%	7.08%
3-Sep-17	2,692,697,315.29	1,193.50	5.66%	5.99%	6.16%	6.45%	7.09%
2-Sep-17	2,692,329,531.99	1,193.33	5.74%	6.04%	6.17%	6.47%	7.09%
1-Sep-17	2,691,956,560.92	1,193.17	5.89%	6.06%	6.19%	6.48%	7.10%
31-Aug-17	2,712,102,248.51	1,192.99	5.91%	6.11%	6.19%	6.49%	7.10%
30-Aug-17	2,507,511,546.23	1,192.88	5.98%	6.15%	6.22%	6.51%	7.11%
29-Aug-17	2,570,667,893.31	1,192.71	6.03%	6.16%	6.22%	6.53%	7.11%
28-Aug-17	2,632,097,381.01	1,192.54	6.04%	6.17%	6.23%	6.54%	7.11%
27-Aug-17	2,528,441,417.26	1,192.34	6.01%	6.18%	6.21%	6.56%	7.11%
26-Aug-17	2,528,097,348.39	1,192.17	6.05%	6.20%	6.22%	6.57%	7.12%
25-Aug-17	2,527,742,759.46	1,192.01	6.08%	6.23%	6.25%	6.59%	7.12%
24-Aug-17	2,360,146,176.40	1,191.81	6.08%	6.25%	6.24%	6.59%	7.12%

Fecha	Patrimonio neto del Fondo	Valor Cuota	Rentabilidad				
			30 días	60 días	90 días	180 días	365 días
23-Aug-17	2,451,156,896.88	1,191.66	6.13%	6.27%	6.24%	6.61%	7.13%
22-Aug-17	2,513,773,729.97	1,191.46	6.19%	6.26%	6.24%	6.62%	7.13%
21-Aug-17	2,429,135,572.33	1,191.24	6.15%	6.25%	6.25%	6.62%	7.13%
20-Aug-17	2,625,986,665.40	1,191.03	6.13%	6.25%	6.25%	6.64%	7.13%
19-Aug-17	2,625,620,625.81	1,190.87	6.20%	6.27%	6.27%	6.65%	7.13%
18-Aug-17	2,625,238,596.38	1,190.70	6.23%	6.29%	6.29%	6.66%	7.13%
17-Aug-17	2,582,891,633.40	1,190.51	6.23%	6.32%	6.29%	6.67%	7.14%
16-Aug-17	2,550,316,165.66	1,190.19	6.12%	6.25%	6.25%	6.66%	7.13%
15-Aug-17	2,549,943,574.68	1,190.02	6.20%	6.26%	6.26%	6.68%	7.13%
14-Aug-17	2,597,041,403.13	1,189.83	6.20%	6.29%	6.26%	6.69%	7.13%
13-Aug-17	2,550,992,229.35	1,189.60	6.16%	6.27%	6.25%	6.70%	7.13%
12-Aug-17	2,550,620,172.58	1,189.43	6.18%	6.28%	6.27%	6.71%	7.13%
11-Aug-17	2,550,240,677.67	1,189.25	6.21%	6.30%	6.25%	6.73%	7.13%
10-Aug-17	2,448,502,829.73	1,189.09	6.27%	6.34%	6.27%	6.75%	7.14%
9-Aug-17	2,511,083,969.06	1,188.88	6.26%	6.32%	6.26%	6.75%	7.13%
8-Aug-17	2,445,350,523.94	1,188.71	6.33%	6.33%	6.27%	6.77%	7.14%
7-Aug-17	2,376,920,781.37	1,188.47	6.27%	6.35%	6.28%	6.77%	7.13%
6-Aug-17	2,277,019,315.67	1,188.26	6.25%	6.35%	6.28%	6.78%	7.13%
5-Aug-17	2,276,662,084.83	1,188.08	6.27%	6.34%	6.29%	6.79%	7.14%
4-Aug-17	2,276,304,833.77	1,187.89	6.29%	6.35%	6.32%	6.80%	7.14%
3-Aug-17	2,231,564,052.58	1,187.65	6.31%	6.35%	6.31%	6.80%	7.14%
2-Aug-17	2,268,691,548.31	1,187.34	6.21%	6.28%	6.27%	6.79%	7.13%
1-Aug-17	2,289,765,772.82	1,187.14	6.27%	6.26%	6.28%	6.80%	7.13%
31-Jul-17	2,354,576,619.75	1,186.96	6.28%	6.27%	6.29%	6.82%	7.13%
30-Jul-17	2,422,574,830.44	1,186.75	6.27%	6.26%	6.30%	6.83%	7.14%
29-Jul-17	2,422,205,355.60	1,186.57	6.28%	6.24%	6.29%	6.84%	7.14%
28-Jul-17	2,421,833,040.26	1,186.39	6.31%	6.24%	6.30%	6.85%	7.14%
27-Jul-17	2,417,912,759.83	1,186.19	6.31%	6.27%	6.29%	6.86%	7.14%
26-Jul-17	2,490,633,459.47	1,186.00	6.35%	6.26%	6.29%	6.87%	7.14%
25-Jul-17	2,334,160,948.43	1,185.80	6.38%	6.24%	6.29%	6.88%	7.14%
24-Jul-17	2,353,083,759.32	1,185.60	6.37%	6.24%	6.30%	6.89%	7.14%
23-Jul-17	2,256,678,894.47	1,185.35	6.30%	6.24%	6.28%	6.89%	7.13%
22-Jul-17	2,256,331,661.84	1,185.17	6.32%	6.25%	6.29%	6.90%	7.13%
21-Jul-17	2,255,984,409.56	1,184.99	6.35%	6.27%	6.31%	6.92%	7.14%
20-Jul-17	2,205,419,101.88	1,184.75	6.31%	6.27%	6.29%	6.92%	7.13%
19-Jul-17	2,404,087,821.78	1,184.55	6.33%	6.26%	6.29%	6.93%	7.14%
18-Jul-17	2,394,268,651.26	1,184.35	6.37%	6.25%	6.30%	6.93%	7.13%
17-Jul-17	2,328,071,709.70	1,184.15	6.35%	6.25%	6.29%	6.94%	7.13%
16-Jul-17	2,254,996,135.42	1,183.90	6.29%	6.23%	6.28%	6.94%	7.13%
15-Jul-17	2,254,645,904.32	1,183.72	6.34%	6.23%	6.29%	6.95%	7.13%
14-Jul-17	2,254,291,819.86	1,183.53	6.35%	6.25%	6.31%	6.96%	7.13%
13-Jul-17	2,299,041,725.57	1,183.33	6.35%	6.22%	6.31%	6.97%	7.13%
12-Jul-17	2,291,535,348.58	1,183.13	6.36%	6.21%	6.31%	6.98%	7.13%
11-Jul-17	2,234,964,034.21	1,182.91	6.37%	6.20%	6.31%	6.98%	7.13%
10-Jul-17	2,273,949,429.80	1,182.71	6.35%	6.20%	6.32%	6.99%	7.13%
9-Jul-17	2,263,437,588.20	1,182.48	6.30%	6.22%	6.30%	6.99%	7.13%
8-Jul-17	2,263,082,049.80	1,182.29	6.40%	6.24%	6.32%	7.00%	7.13%
7-Jul-17	2,262,723,880.03	1,182.10	6.41%	6.24%	6.34%	7.01%	7.13%
6-Jul-17	2,254,651,741.22	1,181.90	6.38%	6.28%	6.34%	7.02%	7.13%
5-Jul-17	2,268,793,525.91	1,181.70	6.38%	6.28%	6.35%	7.03%	7.13%
4-Jul-17	2,215,574,740.71	1,181.45	6.36%	6.25%	6.33%	7.03%	7.13%

Fecha	Patrimonio neto del Fondo	Valor Cuota	Rentabilidad				
			30 días	60 días	90 días	180 días	365 días
3-Jul-17	2,114,994,067.05	1,181.23	6.31%	6.26%	6.32%	7.03%	7.12%
2-Jul-17	2,127,322,098.00	1,180.97	6.23%	6.23%	6.32%	7.04%	7.12%
1-Jul-17	2,126,982,346.86	1,180.78	6.22%	6.25%	6.34%	7.05%	7.12%
30-Jun-17	2,126,632,784.27	1,180.59	6.21%	6.24%	6.35%	7.05%	7.12%
29-Jun-17	2,355,854,913.36	1,180.40	6.16%	6.24%	6.36%	7.06%	7.12%
28-Jun-17	2,255,660,983.32	1,180.19	6.14%	6.22%	6.37%	7.07%	7.12%
27-Jun-17	2,339,558,120.57	1,179.99	6.20%	6.22%	6.38%	7.08%	7.12%
26-Jun-17	2,183,310,276.96	1,179.76	6.14%	6.21%	6.41%	7.09%	7.12%
25-Jun-17	2,294,103,059.88	1,179.53	6.07%	6.20%	6.41%	7.09%	7.12%
24-Jun-17	2,293,746,136.47	1,179.34	6.08%	6.20%	6.43%	7.10%	7.12%
23-Jun-17	2,293,383,775.90	1,179.16	6.15%	6.22%	6.46%	7.12%	7.12%
22-Jun-17	2,346,209,789.22	1,178.96	6.15%	6.23%	6.47%	7.12%	7.12%
21-Jun-17	2,273,476,192.65	1,178.75	6.15%	6.23%	6.47%	7.13%	7.12%
20-Jun-17	2,322,460,376.27	1,178.55	6.19%	6.23%	6.49%	7.14%	7.11%
19-Jun-17	2,205,951,783.98	1,178.33	6.15%	6.22%	6.49%	7.15%	7.11%
18-Jun-17	2,226,957,199.50	1,178.10	6.10%	6.20%	6.49%	7.15%	7.11%
17-Jun-17	2,226,614,444.91	1,177.92	6.12%	6.22%	6.52%	7.16%	7.11%
16-Jun-17	2,226,260,309.17	1,177.73	6.13%	6.22%	6.54%	7.17%	7.11%
15-Jun-17	2,094,402,566.39	1,177.49	6.09%	6.22%	6.54%	7.17%	7.11%
14-Jun-17	2,094,063,088.98	1,177.30	6.12%	6.23%	6.56%	7.18%	7.11%
13-Jun-17	2,172,226,015.18	1,177.10	6.05%	6.23%	6.57%	7.19%	7.11%
12-Jun-17	2,180,921,541.99	1,176.90	6.04%	6.23%	6.58%	7.20%	7.11%
11-Jun-17	2,266,792,898.18	1,176.67	6.00%	6.23%	6.59%	7.20%	7.11%
10-Jun-17	2,266,440,135.25	1,176.48	6.02%	6.24%	6.61%	7.21%	7.11%
9-Jun-17	2,266,087,352.35	1,176.30	6.12%	6.26%	6.63%	7.22%	7.11%
8-Jun-17	2,301,365,766.74	1,176.02	6.04%	6.25%	6.62%	7.21%	7.10%
7-Jun-17	2,441,487,406.65	1,175.83	6.05%	6.26%	6.63%	7.22%	7.10%
6-Jun-17	2,493,838,253.13	1,175.65	6.15%	6.27%	6.65%	7.23%	7.11%
5-Jun-17	2,410,228,079.70	1,175.45	6.15%	6.27%	6.67%	7.23%	7.11%
4-Jun-17	2,314,432,091.43	1,175.22	6.12%	6.26%	6.67%	7.23%	7.10%
3-Jun-17	2,314,092,982.64	1,175.04	6.17%	6.29%	6.70%	7.25%	7.11%
2-Jun-17	2,313,753,854.67	1,174.87	6.20%	6.33%	6.72%	7.26%	7.11%
1-Jun-17	2,379,412,118.88	1,174.69	6.24%	6.35%	6.74%	7.27%	7.11%
31-May-17	2,444,115,963.95	1,174.51	6.23%	6.37%	6.76%	7.27%	7.11%
30-May-17	2,451,397,561.07	1,174.37	6.28%	6.42%	6.80%	7.29%	7.12%
29-May-17	2,464,187,159.72	1,174.18	6.28%	6.45%	6.82%	7.30%	7.12%
28-May-17	2,468,942,763.27	1,173.92	6.21%	6.46%	6.83%	7.30%	7.11%
27-May-17	2,468,600,558.18	1,173.76	6.24%	6.50%	6.86%	7.32%	7.12%
26-May-17	2,468,252,083.37	1,173.60	6.30%	6.55%	6.88%	7.33%	7.12%
25-May-17	2,482,806,635.61	1,173.40	6.30%	6.57%	6.90%	7.33%	7.12%
24-May-17	2,456,914,326.93	1,173.15	6.26%	6.56%	6.90%	7.33%	7.11%
23-May-17	2,401,728,486.79	1,172.95	6.28%	6.57%	6.90%	7.33%	7.11%
22-May-17	2,300,093,375.03	1,172.74	6.27%	6.59%	6.92%	7.34%	7.12%
21-May-17	2,305,387,137.24	1,172.50	6.23%	6.58%	6.93%	7.34%	7.12%
20-May-17	2,305,042,884.77	1,172.32	6.25%	6.62%	6.96%	7.34%	7.12%
19-May-17	2,304,686,737.15	1,172.14	6.27%	6.66%	6.98%	7.35%	7.12%
18-May-17	2,301,068,133.82	1,171.94	6.28%	6.68%	7.00%	7.36%	7.12%
17-May-17	2,112,158,872.68	1,171.74	6.27%	6.70%	7.01%	7.37%	7.12%
16-May-17	2,219,461,121.23	1,171.54	6.32%	6.72%	7.03%	7.37%	7.12%
15-May-17	2,109,876,693.77	1,171.33	6.30%	6.73%	7.05%	7.37%	7.12%
14-May-17	2,151,097,998.56	1,171.19	6.38%	6.78%	7.10%	7.39%	7.13%

Fecha	Patrimonio neto del Fondo	Valor Cuota	Rentabilidad				
			30 días	60 días	90 días	180 días	365 días
13-May-17	2,150,746,364.68	1,171.00	6.39%	6.81%	7.12%	7.40%	7.13%
12-May-17	2,150,394,710.90	1,170.81	6.42%	6.84%	7.15%	7.40%	7.13%
11-May-17	2,364,867,354.04	1,170.61	6.42%	6.86%	7.16%	7.41%	7.13%
10-May-17	2,319,193,654.02	1,170.34	6.37%	6.84%	7.16%	7.40%	7.12%
9-May-17	2,221,654,376.65	1,170.13	6.42%	6.86%	7.17%	7.40%	7.12%
8-May-17	2,292,708,740.31	1,169.93	6.43%	6.88%	7.19%	7.41%	7.12%
7-May-17	1,958,687,473.49	1,169.65	6.36%	6.86%	7.18%	7.40%	7.09%
6-May-17	1,958,359,664.00	1,169.46	6.35%	6.88%	7.20%	7.41%	7.09%
5-May-17	1,958,023,911.90	1,169.26	6.36%	6.90%	7.21%	7.42%	7.11%
4-May-17	2,359,611,099.88	1,169.03	6.38%	6.92%	7.22%	7.42%	7.11%
3-May-17	2,227,247,029.30	1,168.83	6.42%	6.93%	7.24%	7.42%	7.11%
2-May-17	2,096,157,326.60	1,168.61	6.43%	6.93%	7.25%	7.42%	7.11%
1-May-17	2,230,848,604.96	1,168.44	6.48%	6.98%	7.28%	7.44%	7.12%
30-Apr-17	2,230,494,162.09	1,168.26	6.52%	7.02%	7.30%	7.44%	7.12%
29-Apr-17	2,230,134,025.24	1,168.07	6.58%	7.06%	7.33%	7.45%	7.12%
28-Apr-17	2,229,773,868.01	1,167.88	6.67%	7.09%	7.35%	7.46%	7.12%
27-Apr-17	2,318,858,287.74	1,167.69	6.73%	7.11%	7.37%	7.46%	7.12%
26-Apr-17	2,158,794,525.84	1,167.46	6.75%	7.12%	7.38%	7.46%	7.12%
25-Apr-17	2,276,097,620.56	1,167.27	6.82%	7.15%	7.40%	7.47%	7.12%
24-Apr-17	2,216,488,032.95	1,167.06	6.83%	7.15%	7.41%	7.47%	7.12%
23-Apr-17	2,252,710,212.91	1,166.84	6.83%	7.17%	7.42%	7.47%	7.12%
22-Apr-17	2,252,334,483.52	1,166.64	6.87%	7.21%	7.44%	7.47%	7.12%
21-Apr-17	2,251,951,579.68	1,166.44	6.91%	7.24%	7.46%	7.48%	7.12%
20-Apr-17	2,271,331,631.49	1,166.24	6.95%	7.26%	7.47%	7.48%	7.12%
19-Apr-17	2,331,207,882.22	1,166.05	7.01%	7.28%	7.49%	7.48%	7.12%
18-Apr-17	2,233,744,633.01	1,165.84	7.05%	7.30%	7.50%	7.48%	7.12%
17-Apr-17	2,313,269,472.81	1,165.65	7.09%	7.33%	7.52%	7.49%	7.13%
16-Apr-17	2,228,302,787.41	1,165.41	7.08%	7.35%	7.52%	7.48%	7.12%
15-Apr-17	2,227,918,305.98	1,165.21	7.12%	7.38%	7.53%	7.49%	7.12%
14-Apr-17	2,227,526,406.55	1,165.00	7.15%	7.41%	7.54%	7.49%	7.12%
13-Apr-17	2,227,134,484.95	1,164.80	7.19%	7.44%	7.56%	7.49%	7.12%
12-Apr-17	2,147,488,400.24	1,164.58	7.21%	7.45%	7.56%	7.49%	7.12%
11-Apr-17	2,276,427,677.86	1,164.38	7.26%	7.48%	7.58%	7.49%	7.12%
10-Apr-17	2,185,238,406.67	1,164.16	7.28%	7.49%	7.59%	7.49%	7.12%
9-Apr-17	2,014,095,592.08	1,163.90	7.26%	7.49%	7.58%	7.48%	7.12%
8-Apr-17	2,013,738,426.08	1,163.69	7.28%	7.51%	7.60%	7.48%	7.12%
7-Apr-17	2,013,381,239.88	1,163.49	7.32%	7.53%	7.61%	7.49%	7.12%
6-Apr-17	2,144,490,257.41	1,163.30	7.37%	7.56%	7.62%	7.49%	7.12%
5-Apr-17	2,044,798,366.18	1,163.09	7.40%	7.58%	7.64%	7.49%	7.12%
4-Apr-17	2,114,380,652.11	1,162.85	7.41%	7.58%	7.64%	7.49%	7.12%
3-Apr-17	1,936,702,635.37	1,162.61	7.39%	7.59%	7.65%	7.49%	7.11%
2-Apr-17	2,075,138,423.66	1,162.38	7.40%	7.60%	7.66%	7.49%	7.11%
1-Apr-17	2,074,752,498.53	1,162.17	7.45%	7.62%	7.67%	7.49%	7.11%
31-Mar-17	2,074,348,648.64	1,161.94	7.47%	7.64%	7.67%	7.49%	7.11%
30-Mar-17	1,973,749,462.90	1,161.70	7.50%	7.64%	7.67%	7.48%	7.10%
29-Mar-17	1,875,311,423.22	1,161.42	7.46%	7.62%	7.66%	7.47%	7.10%
28-Mar-17	1,847,659,191.36	1,161.18	7.46%	7.62%	7.66%	7.47%	7.09%
27-Mar-17	1,816,694,656.16	1,160.93	7.45%	7.62%	7.67%	7.46%	7.09%
26-Mar-17	1,898,486,074.85	1,160.68	7.44%	7.62%	7.67%	7.45%	7.09%
25-Mar-17	1,898,124,155.47	1,160.46	7.43%	7.64%	7.68%	7.45%	7.08%
24-Mar-17	1,897,762,215.65	1,160.24	7.47%	7.66%	7.69%	7.45%	7.08%

Fecha	Patrimonio neto del Fondo	Valor Cuota	Rentabilidad				
			30 días	60 días	90 días	180 días	365 días
23-Mar-17	1,871,729,215.50	1,160.00	7.51%	7.66%	7.69%	7.44%	7.08%
22-Mar-17	1,878,406,258.79	1,159.77	7.52%	7.66%	7.70%	7.44%	7.08%
21-Mar-17	1,875,097,302.67	1,159.53	7.52%	7.67%	7.70%	7.43%	7.07%
20-Mar-17	1,833,474,961.19	1,159.28	7.52%	7.66%	7.71%	7.42%	7.07%
19-Mar-17	1,759,187,298.10	1,159.03	7.51%	7.65%	7.71%	7.42%	7.07%
18-Mar-17	1,758,840,242.48	1,158.80	7.53%	7.66%	7.71%	7.41%	7.07%
17-Mar-17	1,758,488,729.47	1,158.57	7.57%	7.66%	7.71%	7.41%	7.05%
16-Mar-17	1,807,256,339.18	1,158.34	7.60%	7.66%	7.71%	7.41%	7.06%
15-Mar-17	1,823,580,854.35	1,158.10	7.62%	7.67%	7.71%	7.40%	7.06%
14-Mar-17	1,791,414,899.13	1,157.86	7.64%	7.67%	7.71%	7.40%	7.06%
13-Mar-17	1,750,500,775.20	1,157.62	7.64%	7.67%	7.71%	7.39%	7.06%
12-Mar-17	1,754,576,400.32	1,157.37	7.65%	7.66%	7.71%	7.38%	7.05%
11-Mar-17	1,754,219,418.86	1,157.14	7.66%	7.66%	7.70%	7.38%	7.05%
10-Mar-17	1,753,862,417.20	1,156.90	7.67%	7.67%	7.71%	7.37%	7.05%
9-Mar-17	1,830,701,123.04	1,156.67	7.69%	7.67%	7.71%	7.36%	7.05%
8-Mar-17	1,829,715,858.31	1,156.44	7.69%	7.67%	7.71%	7.35%	7.05%
7-Mar-17	1,809,227,233.88	1,156.20	7.70%	7.68%	7.71%	7.35%	7.04%
6-Mar-17	1,815,503,105.85	1,155.96	7.71%	7.68%	7.70%	7.34%	7.05%
5-Mar-17	1,792,650,817.51	1,155.71	7.70%	7.68%	7.69%	7.33%	7.04%
4-Mar-17	1,792,311,509.10	1,155.49	7.74%	7.71%	7.70%	7.32%	7.04%
3-Mar-17	1,791,955,791.68	1,155.26	7.76%	7.72%	7.71%	7.32%	7.04%
2-Mar-17	1,698,811,517.56	1,155.00	7.75%	7.70%	7.69%	7.31%	7.04%
1-Mar-17	1,682,599,162.77	1,154.75	7.76%	7.70%	7.68%	7.30%	7.03%
28-Feb-17	1,539,446,719.69	1,154.49	7.73%	7.68%	7.67%	7.29%	7.03%
27-Feb-17	1,682,096,559.59	1,154.24	7.73%	7.69%	7.67%	7.28%	7.03%
26-Feb-17	1,681,753,052.87	1,154.01	7.74%	7.70%	7.67%	7.27%	7.03%
25-Feb-17	1,681,403,693.05	1,153.77	7.75%	7.70%	7.68%	7.26%	7.02%
24-Feb-17	1,681,047,029.52	1,153.52	7.75%	7.71%	7.67%	7.26%	7.02%
23-Feb-17	1,802,317,687.83	1,153.32	7.80%	7.73%	7.67%	7.25%	7.02%
22-Feb-17	1,683,004,136.20	1,153.06	7.79%	7.72%	7.66%	7.24%	7.02%
21-Feb-17	1,601,086,246.82	1,152.79	7.76%	7.71%	7.65%	7.23%	7.01%
20-Feb-17	1,773,533,746.00	1,152.55	7.76%	7.71%	7.64%	7.23%	7.01%
19-Feb-17	1,797,971,940.93	1,152.30	7.76%	7.72%	7.63%	7.22%	7.01%
18-Feb-17	1,797,598,245.62	1,152.06	7.75%	7.73%	7.63%	7.21%	7.00%
17-Feb-17	1,797,224,529.36	1,151.82	7.75%	7.72%	7.62%	7.20%	7.00%
16-Feb-17	1,712,120,820.36	1,151.58	7.73%	7.71%	7.62%	7.19%	7.00%
15-Feb-17	1,628,046,046.95	1,151.31	7.71%	7.69%	7.60%	7.18%	7.00%
14-Feb-17	1,622,368,059.33	1,151.04	7.67%	7.68%	7.59%	7.17%	6.99%
13-Feb-17	1,622,474,812.05	1,150.79	7.66%	7.68%	7.58%	7.16%	6.99%
12-Feb-17	1,619,067,006.22	1,150.54	7.65%	7.67%	7.57%	7.15%	6.99%
11-Feb-17	1,618,718,391.21	1,150.29	7.64%	7.66%	7.56%	7.14%	6.98%
10-Feb-17	1,618,369,756.47	1,150.04	7.62%	7.65%	7.55%	7.13%	6.98%
9-Feb-17	1,646,557,158.67	1,149.80	7.61%	7.65%	7.54%	7.12%	6.98%
8-Feb-17	1,657,620,497.44	1,149.56	7.63%	7.64%	7.53%	7.11%	6.97%
7-Feb-17	1,644,201,082.13	1,149.31	7.61%	7.63%	7.53%	7.10%	6.97%
6-Feb-17	1,624,422,294.49	1,149.07	7.60%	7.63%	7.52%	7.10%	6.96%
5-Feb-17	1,605,413,947.65	1,148.82	7.60%	7.62%	7.52%	7.09%	6.96%
4-Feb-17	1,605,076,474.59	1,148.58	7.60%	7.61%	7.51%	7.08%	6.96%
3-Feb-17	1,604,739,118.85	1,148.34	7.62%	7.61%	7.51%	7.07%	6.96%
2-Feb-17	1,588,681,118.46	1,148.09	7.62%	7.60%	7.51%	7.06%	6.95%
1-Feb-17	1,619,065,448.31	1,147.84	7.63%	7.58%	7.50%	7.05%	6.95%

Fecha	Patrimonio neto del Fondo	Valor Cuota	Rentabilidad				
			30 días	60 días	90 días	180 días	365 días
31-Jan-17	1,627,817,045.41	1,147.59	7.61%	7.57%	7.49%	7.04%	6.96%
30-Jan-17	1,667,134,639.90	1,147.33	7.58%	7.57%	7.48%	7.04%	6.96%
29-Jan-17	1,666,791,302.50	1,147.09	7.57%	7.56%	7.47%	7.03%	6.95%
28-Jan-17	1,666,441,348.08	1,146.85	7.59%	7.55%	7.47%	7.02%	6.95%
27-Jan-17	1,666,085,863.54	1,146.61	7.61%	7.56%	7.46%	7.02%	6.94%
26-Jan-17	1,635,882,783.21	1,146.37	7.60%	7.55%	7.45%	7.01%	6.94%
25-Jan-17	1,588,403,945.66	1,146.12	7.61%	7.53%	7.44%	7.00%	6.94%
24-Jan-17	1,594,420,992.66	1,145.87	7.62%	7.52%	7.43%	6.99%	6.93%
23-Jan-17	1,545,399,923.60	1,145.62	7.60%	7.51%	7.42%	6.98%	6.93%
22-Jan-17	1,572,094,007.62	1,145.38	7.60%	7.50%	7.41%	6.97%	6.92%
21-Jan-17	1,571,768,798.01	1,145.14	7.62%	7.49%	7.40%	6.97%	6.92%
20-Jan-17	1,571,431,291.73	1,144.90	7.63%	7.48%	7.39%	6.96%	6.91%
19-Jan-17	1,605,319,600.52	1,144.67	7.65%	7.48%	7.38%	6.95%	6.92%
18-Jan-17	1,615,330,500.69	1,144.43	7.64%	7.48%	7.37%	6.94%	6.92%
17-Jan-17	1,606,899,915.69	1,144.20	7.64%	7.48%	7.37%	6.93%	6.92%
16-Jan-17	1,591,663,431.26	1,143.96	7.63%	7.46%	7.36%	6.93%	6.92%
15-Jan-17	1,580,309,026.16	1,143.73	7.63%	7.46%	7.35%	6.92%	6.91%
14-Jan-17	1,579,982,840.53	1,143.49	7.64%	7.45%	7.34%	6.91%	6.90%
13-Jan-17	1,579,653,539.05	1,143.25	7.64%	7.45%	7.33%	6.90%	6.90%
12-Jan-17	1,558,243,244.60	1,143.01	7.64%	7.43%	7.32%	6.89%	6.90%
11-Jan-17	1,598,414,236.69	1,142.78	7.63%	7.43%	7.31%	6.89%	6.90%
10-Jan-17	1,604,354,772.97	1,142.55	7.63%	7.42%	7.30%	6.88%	6.89%
9-Jan-17	1,541,799,484.20	1,142.30	7.61%	7.41%	7.29%	6.87%	6.89%
8-Jan-17	1,541,489,395.75	1,142.07	7.61%	7.41%	7.28%	6.86%	6.88%
7-Jan-17	1,541,173,004.68	1,141.83	7.61%	7.41%	7.27%	6.85%	6.88%
6-Jan-17	1,540,846,890.64	1,141.59	7.58%	7.40%	7.26%	6.85%	6.88%
5-Jan-17	1,517,640,301.71	1,141.35	7.57%	7.40%	7.25%	6.84%	6.88%
4-Jan-17	1,524,622,810.42	1,141.10	7.55%	7.38%	7.23%	6.83%	6.87%
3-Jan-17	1,440,692,042.58	1,140.84	7.53%	7.37%	7.23%	6.82%	6.87%
2-Jan-17	1,417,004,909.50	1,140.59	7.49%	7.35%	7.22%	6.81%	6.86%
1-Jan-17	1,529,580,603.64	1,140.36	7.49%	7.35%	7.22%	6.80%	6.86%
31-Dec-16	1,529,266,262.96	1,140.13	7.50%	7.35%	7.21%	6.79%	6.85%
30-Dec-16	1,528,962,228.55	1,139.90	7.50%	7.35%	7.20%	6.79%	6.85%
29-Dec-16	1,469,754,866.15	1,139.65	7.47%	7.32%	7.19%	6.78%	6.85%
28-Dec-16	1,412,496,582.10	1,139.39	7.47%	7.30%	7.17%	6.76%	6.84%
27-Dec-16	1,434,714,759.58	1,139.15	7.45%	7.29%	7.16%	6.75%	6.85%
26-Dec-16	1,416,682,683.70	1,138.90	7.41%	7.27%	7.14%	6.75%	6.84%
25-Dec-16	1,417,938,811.16	1,138.64	7.38%	7.25%	7.12%	6.73%	6.83%
24-Dec-16	1,417,648,356.81	1,138.41	7.37%	7.24%	7.11%	6.72%	6.83%
23-Dec-16	1,417,346,107.80	1,138.17	7.35%	7.23%	7.10%	6.72%	6.83%
22-Dec-16	1,394,387,833.93	1,137.92	7.32%	7.21%	7.08%	6.71%	6.82%
21-Dec-16	1,378,093,589.91	1,137.67	7.29%	7.19%	7.06%	6.70%	6.82%
20-Dec-16	1,369,128,654.72	1,137.42	7.27%	7.16%	7.05%	6.68%	6.81%
19-Dec-16	1,453,863,462.90	1,137.19	7.26%	7.16%	7.04%	6.68%	6.81%
18-Dec-16	1,459,848,955.86	1,136.96	7.27%	7.15%	7.04%	6.67%	6.81%
17-Dec-16	1,459,550,820.75	1,136.73	7.25%	7.13%	7.02%	6.66%	6.80%
16-Dec-16	1,459,252,669.00	1,136.50	7.24%	7.12%	7.02%	6.65%	6.80%
15-Dec-16	1,409,427,795.23	1,136.26	7.22%	7.11%	7.00%	6.65%	6.80%
14-Dec-16	1,422,126,386.39	1,136.03	7.21%	7.09%	7.00%	6.64%	6.79%
13-Dec-16	1,363,425,819.55	1,135.78	7.18%	7.08%	6.98%	6.63%	6.79%
12-Dec-16	1,445,922,507.25	1,135.56	7.17%	7.07%	6.97%	6.63%	6.78%

Fecha	Patrimonio neto del Fondo	Valor Cuota	Rentabilidad				
			30 días	60 días	90 días	180 días	365 días
11-Dec-16	1,422,087,405.64	1,135.33	7.16%	7.06%	6.96%	6.62%	6.78%
10-Dec-16	1,421,800,152.25	1,135.10	7.17%	7.05%	6.95%	6.61%	6.77%
9-Dec-16	1,421,512,882.61	1,134.87	7.16%	7.04%	6.93%	6.61%	6.77%
8-Dec-16	1,416,939,421.58	1,134.64	7.16%	7.02%	6.92%	6.60%	6.77%
7-Dec-16	1,480,254,322.72	1,134.42	7.16%	7.02%	6.91%	6.59%	6.76%
6-Dec-16	1,438,268,697.70	1,134.19	7.17%	7.00%	6.90%	6.59%	6.76%
5-Dec-16	1,447,150,430.97	1,133.96	7.17%	7.01%	6.89%	6.58%	6.76%
4-Dec-16	1,486,529,507.82	1,133.72	7.16%	7.00%	6.86%	6.57%	6.75%
3-Dec-16	1,486,251,111.89	1,133.51	7.16%	7.01%	6.85%	6.57%	6.75%
2-Dec-16	1,485,967,477.70	1,133.29	7.17%	7.00%	6.85%	6.57%	6.75%
1-Dec-16	1,375,766,511.59	1,133.04	7.15%	6.98%	6.83%	6.55%	6.74%
30-Nov-16	1,418,078,398.49	1,132.82	7.14%	6.98%	6.82%	6.55%	6.74%
29-Nov-16	1,476,671,837.45	1,132.60	7.14%	6.97%	6.81%	6.55%	6.74%
28-Nov-16	1,388,197,643.28	1,132.34	7.09%	6.94%	6.79%	6.54%	6.73%
27-Nov-16	1,450,253,426.62	1,132.12	7.08%	6.93%	6.77%	6.53%	6.73%
26-Nov-16	1,449,978,719.37	1,131.90	7.09%	6.92%	6.77%	6.52%	6.73%
25-Nov-16	1,449,693,551.55	1,131.68	7.08%	6.92%	6.75%	6.52%	6.72%
24-Nov-16	1,442,424,090.28	1,131.46	7.07%	6.91%	6.74%	6.51%	6.72%
23-Nov-16	1,431,210,022.22	1,131.23	7.06%	6.89%	6.73%	6.50%	6.71%
22-Nov-16	1,440,328,684.02	1,131.02	7.06%	6.88%	6.72%	6.50%	6.71%
21-Nov-16	1,424,491,912.13	1,130.80	7.04%	6.88%	6.73%	6.49%	6.70%
20-Nov-16	1,364,686,477.04	1,130.57	7.02%	6.86%	6.71%	6.49%	6.70%
19-Nov-16	1,364,417,570.79	1,130.35	7.00%	6.86%	6.70%	6.49%	6.69%
18-Nov-16	1,364,143,482.15	1,130.12	6.98%	6.84%	6.69%	6.49%	6.69%
17-Nov-16	1,431,970,272.30	1,129.91	6.97%	6.84%	6.68%	6.49%	6.68%
16-Nov-16	1,431,350,287.29	1,129.68	6.96%	6.83%	6.67%	6.48%	6.68%
15-Nov-16	1,402,155,722.66	1,129.46	6.95%	6.82%	6.66%	6.48%	6.67%
14-Nov-16	1,386,505,831.79	1,129.24	6.93%	6.80%	6.65%	6.47%	6.67%
13-Nov-16	1,432,651,528.99	1,129.03	6.93%	6.80%	6.64%	6.47%	6.67%
12-Nov-16	1,432,381,852.95	1,128.81	6.93%	6.79%	6.63%	6.46%	6.66%
11-Nov-16	1,432,106,616.01	1,128.60	6.92%	6.78%	6.62%	6.46%	6.66%
10-Nov-16	1,354,993,564.81	1,128.36	6.89%	6.76%	6.61%	6.45%	6.66%
9-Nov-16	1,358,017,237.06	1,128.14	6.87%	6.74%	6.60%	6.45%	6.65%
8-Nov-16	1,334,836,389.91	1,127.91	6.84%	6.72%	6.58%	6.44%	6.65%
7-Nov-16	1,357,544,065.98	1,127.69	6.83%	6.71%	6.57%	6.44%	6.65%
6-Nov-16	1,286,581,045.97	1,127.45	6.79%	6.68%	6.56%	6.43%	6.64%
5-Nov-16	1,286,322,245.26	1,127.23	6.82%	6.66%	6.54%	6.42%	6.64%
4-Nov-16	1,286,063,430.13	1,127.00	6.81%	6.63%	6.53%	6.37%	6.64%
3-Nov-16	1,362,958,323.97	1,126.79	6.81%	6.63%	6.53%	6.37%	6.64%
2-Nov-16	1,280,604,312.56	1,126.56	6.79%	6.61%	6.51%	6.41%	6.63%
1-Nov-16	1,312,300,714.84	1,126.34	6.78%	6.60%	6.51%	6.40%	6.63%
31-Oct-16	1,294,030,116.14	1,126.12	6.77%	6.58%	6.50%	6.40%	6.62%
30-Oct-16	1,383,853,773.76	1,125.90	6.77%	6.57%	6.50%	6.40%	6.62%
29-Oct-16	1,383,594,173.03	1,125.69	6.75%	6.55%	6.49%	6.39%	6.62%
28-Oct-16	1,383,329,307.31	1,125.48	6.73%	6.54%	6.50%	6.39%	6.61%
27-Oct-16	1,367,729,090.01	1,125.26	6.71%	6.53%	6.49%	6.39%	6.61%
26-Oct-16	1,332,349,381.35	1,125.04	6.71%	6.51%	6.47%	6.38%	6.61%
25-Oct-16	1,354,616,053.46	1,124.83	6.71%	6.50%	6.47%	6.39%	6.61%
24-Oct-16	1,363,541,155.99	1,124.62	6.69%	6.49%	6.46%	6.38%	6.61%
23-Oct-16	1,351,997,467.29	1,124.41	6.67%	6.50%	6.45%	6.38%	6.58%
22-Oct-16	1,351,753,865.62	1,124.20	6.68%	6.49%	6.45%	6.38%	6.58%

Fecha	Patrimonio neto del Fondo	Valor Cuota	Rentabilidad				
			30 días	60 días	90 días	180 días	365 días
21-Oct-16	1,351,507,343.33	1,124.00	6.67%	6.49%	6.44%	6.38%	6.58%
20-Oct-16	1,323,123,037.66	1,123.79	6.67%	6.48%	6.43%	6.38%	6.58%
19-Oct-16	1,337,224,148.72	1,123.58	6.66%	6.47%	6.43%	6.37%	6.57%
18-Oct-16	1,329,026,792.78	1,123.38	6.67%	6.47%	6.42%	6.37%	6.56%
17-Oct-16	1,313,021,378.20	1,123.17	6.66%	6.45%	6.42%	6.37%	6.56%
16-Oct-16	1,292,193,696.52	1,122.96	6.66%	6.44%	6.41%	6.37%	6.55%
15-Oct-16	1,291,957,300.85	1,122.75	6.64%	6.43%	6.41%	6.37%	6.55%
14-Oct-16	1,291,715,835.95	1,122.54	6.63%	6.42%	6.40%	6.37%	6.55%
13-Oct-16	1,330,782,318.95	1,122.34	6.62%	6.42%	6.39%	6.37%	6.55%
12-Oct-16	1,289,498,748.12	1,122.13	6.60%	6.40%	6.38%	6.36%	6.54%
11-Oct-16	1,300,966,768.70	1,121.92	6.58%	6.40%	6.37%	6.36%	6.54%
10-Oct-16	1,314,552,207.97	1,121.72	6.57%	6.39%	6.37%	6.36%	6.53%
9-Oct-16	1,317,329,102.32	1,121.52	6.56%	6.39%	6.37%	6.36%	6.54%
8-Oct-16	1,317,092,362.29	1,121.31	6.55%	6.38%	6.36%	6.36%	6.53%
7-Oct-16	1,316,850,608.58	1,121.11	6.54%	6.37%	6.36%	6.36%	6.53%
6-Oct-16	1,243,789,774.50	1,120.86	6.46%	6.34%	6.34%	6.35%	6.52%
5-Oct-16	1,254,006,884.53	1,120.64	6.42%	6.33%	6.33%	6.34%	6.52%
4-Oct-16	1,225,870,370.00	1,120.43	6.42%	6.32%	6.32%	6.34%	6.56%
3-Oct-16	1,235,520,817.41	1,120.22	6.40%	6.32%	6.31%	6.34%	6.50%
2-Oct-16	1,249,547,280.18	1,120.01	6.38%	6.32%	6.31%	6.34%	6.50%
1-Oct-16	1,249,315,834.82	1,119.80	6.36%	6.31%	6.30%	6.34%	6.50%
30-Sep-16	1,249,081,737.17	1,119.59	6.34%	6.30%	6.29%	6.34%	6.49%
29-Sep-16	1,306,532,171.81	1,119.39	6.32%	6.33%	6.29%	6.34%	6.49%
28-Sep-16	1,324,366,842.83	1,119.20	6.32%	6.31%	6.29%	6.34%	6.47%
27-Sep-16	1,310,964,716.22	1,119.00	6.32%	6.31%	6.28%	6.33%	6.47%
26-Sep-16	1,237,446,630.06	1,118.78	6.28%	6.29%	6.27%	6.33%	6.47%
25-Sep-16	1,302,971,504.98	1,118.58	6.25%	6.28%	6.26%	6.33%	6.46%
24-Sep-16	1,302,748,166.16	1,118.39	6.26%	6.29%	6.26%	6.33%	6.46%
23-Sep-16	1,302,517,314.49	1,118.19	6.30%	6.28%	6.27%	6.33%	6.46%
22-Sep-16	1,246,450,166.54	1,117.98	6.27%	6.27%	6.26%	6.33%	6.45%
21-Sep-16	1,262,860,514.27	1,117.79	6.27%	6.26%	6.25%	6.33%	6.44%
20-Sep-16	1,204,944,506.42	1,117.58	6.27%	6.25%	6.24%	6.33%	6.44%
19-Sep-16	1,202,695,087.02	1,117.38	6.25%	6.25%	6.24%	6.33%	6.45%
18-Sep-16	1,180,376,493.65	1,117.17	6.23%	6.25%	6.23%	6.33%	6.45%
17-Sep-16	1,180,159,409.27	1,116.97	6.21%	6.24%	6.22%	6.33%	6.44%
16-Sep-16	1,179,938,521.09	1,116.76	6.19%	6.22%	6.22%	6.33%	6.44%
15-Sep-16	1,298,940,223.59	1,116.58	6.19%	6.22%	6.22%	6.33%	6.44%
14-Sep-16	1,272,013,232.94	1,116.38	6.18%	6.21%	6.21%	6.30%	6.44%
13-Sep-16	1,266,824,839.11	1,116.18	6.18%	6.21%	6.21%	6.33%	6.44%
12-Sep-16	1,245,734,212.39	1,115.98	6.17%	6.20%	6.21%	6.34%	6.43%
11-Sep-16	1,327,310,302.15	1,115.80	6.18%	6.21%	6.21%	6.34%	6.45%
10-Sep-16	1,327,084,180.10	1,115.61	6.18%	6.21%	6.21%	6.34%	6.44%
9-Sep-16	1,326,858,045.48	1,115.42	6.18%	6.21%	6.21%	6.35%	6.44%
8-Sep-16	1,282,102,047.10	1,115.23	6.18%	6.21%	6.21%	6.35%	6.44%
7-Sep-16	1,271,842,903.24	1,115.03	6.17%	6.21%	6.21%	6.35%	6.46%
6-Sep-16	1,260,443,551.45	1,114.86	6.19%	6.21%	6.21%	6.36%	6.46%
5-Sep-16	1,258,720,768.39	1,114.68	6.21%	6.22%	6.22%	6.37%	6.47%
4-Sep-16	1,252,485,685.93	1,114.46	6.18%	6.21%	6.21%	6.36%	6.47%
3-Sep-16	1,252,274,330.86	1,114.28	6.20%	6.21%	6.21%	6.37%	6.46%
2-Sep-16	1,252,062,963.82	1,114.09	6.22%	6.21%	6.21%	6.38%	6.46%
1-Sep-16	1,243,457,753.23	1,113.89	6.21%	6.21%	6.21%	6.38%	6.46%

Fecha	Patrimonio neto del Fondo	Valor Cuota	Rentabilidad				
			30 días	60 días	90 días	180 días	365 días
31-Aug-16	1,237,628,507.16	1,113.70	6.22%	6.21%	6.21%	6.38%	6.46%
30-Aug-16	1,235,493,194.07	1,113.53	6.31%	6.22%	6.23%	6.39%	6.46%
29-Aug-16	1,242,004,150.99	1,113.33	6.27%	6.21%	6.23%	6.39%	6.45%
28-Aug-16	1,237,784,738.72	1,113.14	6.26%	6.21%	6.23%	6.39%	6.45%
27-Aug-16	1,237,582,935.82	1,112.96	6.27%	6.21%	6.22%	6.40%	6.45%
26-Aug-16	1,237,381,121.72	1,112.78	6.28%	6.21%	6.22%	6.41%	6.45%
25-Aug-16	1,195,150,556.52	1,112.58	6.28%	6.22%	6.21%	6.40%	6.44%
24-Aug-16	1,190,733,118.08	1,112.35	6.23%	6.19%	6.20%	6.40%	6.45%
23-Aug-16	1,198,594,936.32	1,112.16	6.23%	6.19%	6.20%	6.41%	6.44%
22-Aug-16	1,179,492,749.88	1,111.97	6.22%	6.18%	6.20%	6.42%	6.44%
21-Aug-16	1,151,897,324.73	1,111.77	6.20%	6.18%	6.19%	6.41%	6.44%
20-Aug-16	1,151,711,641.38	1,111.59	6.22%	6.17%	6.22%	6.41%	6.44%
19-Aug-16	1,151,512,584.63	1,111.40	6.23%	6.17%	6.22%	6.42%	6.44%
18-Aug-16	1,183,426,196.40	1,111.22	6.23%	6.17%	6.23%	6.42%	6.43%
17-Aug-16	1,167,802,742.23	1,111.03	6.23%	6.17%	6.23%	6.43%	6.43%
16-Aug-16	1,187,314,285.02	1,110.85	6.22%	6.18%	6.23%	6.43%	6.43%
15-Aug-16	1,187,114,158.93	1,110.66	6.22%	6.17%	6.23%	6.44%	6.42%
14-Aug-16	1,181,213,788.99	1,110.46	6.20%	6.17%	6.23%	6.43%	6.41%
13-Aug-16	1,181,015,010.86	1,110.27	6.20%	6.18%	6.23%	6.44%	6.41%
12-Aug-16	1,180,816,208.29	1,110.09	6.20%	6.17%	6.23%	6.45%	6.41%
11-Aug-16	1,175,652,686.19	1,109.90	6.22%	6.18%	6.24%	6.45%	6.41%
10-Aug-16	1,178,113,173.93	1,109.70	6.20%	6.17%	6.23%	6.45%	6.39%
9-Aug-16	1,184,961,364.61	1,109.52	6.21%	6.17%	6.24%	6.46%	6.39%
8-Aug-16	1,195,750,173.85	1,109.33	6.21%	6.17%	6.24%	6.45%	6.38%
7-Aug-16	1,181,852,605.79	1,109.13	6.20%	6.17%	6.23%	6.45%	6.38%
6-Aug-16	1,181,650,513.10	1,108.94	6.20%	6.17%	6.23%	6.44%	6.38%
5-Aug-16	1,181,448,394.15	1,108.75	6.20%	6.17%	6.15%	6.46%	6.37%
4-Aug-16	1,180,523,409.93	1,108.55	6.19%	6.17%	6.14%	6.46%	6.37%
3-Aug-16	1,097,983,540.35	1,108.34	6.16%	6.15%	6.22%	6.46%	6.36%
2-Aug-16	1,170,882,484.11	1,108.16	6.17%	6.15%	6.22%	6.47%	6.36%
1-Aug-16	1,161,216,502.17	1,107.96	6.16%	6.16%	6.23%	6.47%	6.36%
31-Jul-16	1,196,672,375.73	1,107.71	6.10%	6.14%	6.21%	6.48%	6.35%
30-Jul-16	1,196,493,218.24	1,107.55	6.11%	6.15%	6.22%	6.49%	6.35%
29-Jul-16	1,196,301,031.26	1,107.37	6.13%	6.14%	6.22%	6.50%	6.35%
28-Jul-16	1,203,850,460.43	1,107.18	6.11%	6.13%	6.23%	6.50%	6.35%
27-Jul-16	1,207,926,365.60	1,106.99	6.10%	6.13%	6.23%	6.50%	6.35%
26-Jul-16	1,196,728,196.62	1,106.79	6.13%	6.13%	6.24%	6.50%	6.34%
25-Jul-16	1,181,458,089.85	1,106.60	6.11%	6.12%	6.24%	6.50%	6.34%
24-Jul-16	1,204,306,080.98	1,106.42	6.11%	6.12%	6.24%	6.50%	6.34%
23-Jul-16	1,204,113,181.72	1,106.24	6.12%	6.13%	6.25%	6.50%	6.34%
22-Jul-16	1,203,911,751.37	1,106.05	6.11%	6.16%	6.25%	6.50%	6.33%
21-Jul-16	1,182,262,880.64	1,105.87	6.10%	6.17%	6.25%	6.50%	6.33%
20-Jul-16	1,081,055,179.11	1,105.66	6.07%	6.16%	6.25%	6.50%	6.32%
19-Jul-16	1,156,650,887.84	1,105.48	6.09%	6.17%	6.25%	6.52%	6.32%
18-Jul-16	1,121,831,825.84	1,105.29	6.09%	6.17%	6.25%	6.52%	6.31%
17-Jul-16	1,124,435,999.77	1,105.11	6.10%	6.18%	6.26%	6.53%	6.31%
16-Jul-16	1,124,251,699.62	1,104.93	6.09%	6.19%	6.27%	6.54%	6.31%
15-Jul-16	1,124,067,378.84	1,104.75	6.11%	6.19%	6.28%	6.53%	6.31%
14-Jul-16	1,113,911,345.11	1,104.57	6.12%	6.20%	6.28%	6.53%	6.31%
13-Jul-16	1,006,948,722.20	1,104.38	6.12%	6.19%	6.28%	6.53%	6.31%
12-Jul-16	1,006,252,843.17	1,104.18	6.10%	6.19%	6.27%	6.53%	6.31%

Fecha	Patrimonio neto del Fondo	Valor Cuota	Rentabilidad				
			30 días	60 días	90 días	180 días	365 días
11-Jul-16	1,091,200,612.97	1,104.00	6.12%	6.20%	6.29%	6.54%	6.30%
10-Jul-16	1,069,568,969.47	1,103.80	6.10%	6.19%	6.29%	6.54%	6.29%
9-Jul-16	1,069,393,831.02	1,103.62	6.10%	6.19%	6.29%	6.54%	6.29%
8-Jul-16	1,069,212,181.79	1,103.43	6.11%	6.19%	6.29%	6.54%	6.29%
7-Jul-16	1,058,825,301.62	1,103.24	6.11%	6.07%	6.29%	6.54%	6.29%
6-Jul-16	1,058,298,823.14	1,103.05	6.10%	6.06%	6.29%	6.54%	6.28%
5-Jul-16	1,056,443,861.68	1,102.86	6.11%	6.19%	6.30%	6.54%	6.30%
4-Jul-16	1,099,616,028.36	1,102.68	6.12%	6.20%	6.31%	6.55%	6.30%
3-Jul-16	1,072,424,088.47	1,102.49	6.11%	6.21%	6.31%	6.55%	6.29%
2-Jul-16	1,072,239,972.66	1,102.30	6.13%	6.21%	6.31%	6.54%	6.29%
1-Jul-16	1,072,055,841.52	1,102.11	6.14%	6.21%	6.32%	6.54%	6.29%
30-Jun-16	1,113,795,784.76	1,101.94	6.15%	6.22%	6.32%	6.55%	6.30%
29-Jun-16	1,046,598,825.77	1,101.74	6.13%	6.22%	6.32%	6.55%	6.31%
28-Jun-16	1,139,287,295.45	1,101.57	6.12%	6.23%	6.32%	6.55%	6.31%
27-Jun-16	1,184,098,822.73	1,101.38	6.13%	6.25%	6.33%	6.56%	6.31%
26-Jun-16	1,165,928,087.91	1,101.17	6.10%	6.24%	6.32%	6.57%	6.31%
25-Jun-16	1,165,746,519.06	1,101.00	6.11%	6.25%	6.33%	6.57%	6.31%
24-Jun-16	1,165,552,574.68	1,100.81	6.11%	6.26%	6.34%	6.57%	6.31%
23-Jun-16	1,160,586,275.16	1,100.63	6.11%	6.26%	6.34%	6.57%	6.30%
22-Jun-16	1,140,675,793.42	1,100.45	6.18%	6.27%	6.35%	6.57%	6.30%
21-Jun-16	1,162,074,477.71	1,100.27	6.21%	6.27%	6.36%	6.58%	6.29%
20-Jun-16	1,161,112,299.82	1,100.09	6.22%	6.28%	6.36%	6.58%	6.29%
19-Jun-16	1,101,155,139.28	1,099.90	6.22%	6.28%	6.36%	6.58%	6.24%
18-Jun-16	1,100,966,846.31	1,099.72	6.23%	6.29%	6.36%	6.58%	6.24%
17-Jun-16	1,100,778,539.52	1,099.53	6.23%	6.29%	6.38%	6.58%	6.24%
16-Jun-16	1,162,975,765.90	1,099.36	6.25%	6.32%	6.39%	6.58%	6.24%
15-Jun-16	1,160,787,459.21	1,099.15	6.23%	6.31%	6.31%	6.58%	6.27%
14-Jun-16	1,128,149,864.66	1,098.96	6.24%	6.31%	6.39%	6.58%	6.29%
13-Jun-16	1,150,870,597.41	1,098.78	6.24%	6.30%	6.40%	6.59%	6.29%
12-Jun-16	1,166,150,892.13	1,098.59	6.24%	6.32%	6.40%	6.59%	6.29%
11-Jun-16	1,165,950,909.71	1,098.40	6.25%	6.32%	6.41%	6.58%	6.29%
10-Jun-16	1,165,750,912.57	1,098.21	6.25%	6.32%	6.42%	6.57%	6.28%
9-Jun-16	1,190,056,421.33	1,098.03	6.24%	6.33%	6.43%	6.57%	6.28%
8-Jun-16	1,174,382,409.11	1,097.84	6.23%	6.33%	6.43%	6.57%	6.28%
7-Jun-16	1,179,326,086.93	1,097.65	5.99%	6.33%	6.44%	6.57%	6.28%
6-Jun-16	1,171,729,666.13	1,097.47	6.00%	6.34%	6.45%	6.57%	6.27%
5-Jun-16	1,167,507,453.14	1,097.27	6.24%	6.34%	6.44%	6.57%	6.28%
4-Jun-16	1,167,313,224.54	1,097.09	6.25%	6.36%	6.47%	6.58%	6.28%
3-Jun-16	1,167,118,982.16	1,096.91	6.29%	6.36%	6.48%	6.57%	6.28%
2-Jun-16	1,096,877,973.70	1,096.70	6.25%	6.35%	6.48%	6.56%	6.28%
1-Jun-16	1,138,658,029.01	1,096.50	6.25%	6.35%	6.48%	6.56%	6.28%
31-May-16	1,105,518,262.57	1,096.31	6.25%	6.35%	6.49%	6.56%	6.28%
30-May-16	1,165,126,669.43	1,096.14	6.28%	6.35%	6.50%	6.57%	6.30%
29-May-16	1,167,766,120.24	1,095.98	6.31%	6.37%	6.51%	6.58%	6.29%
28-May-16	1,167,565,702.46	1,095.79	6.35%	6.37%	6.52%	6.57%	6.29%
27-May-16	1,167,365,520.95	1,095.60	6.36%	6.38%	6.53%	6.57%	6.29%
26-May-16	1,245,348,626.42	1,095.42	6.37%	6.39%	6.53%	6.57%	6.29%
25-May-16	1,245,139,822.51	1,095.24	6.38%	6.40%	6.53%	6.57%	6.28%
24-May-16	1,242,688,697.15	1,095.06	6.38%	6.40%	6.55%	6.57%	6.28%
23-May-16	1,282,666,509.22	1,094.81	6.32%	6.38%	6.55%	6.56%	6.29%
22-May-16	1,187,341,255.47	1,094.61	6.31%	6.38%	6.53%	6.55%	6.28%

Fecha	Patrimonio neto del Fondo	Valor Cuota	Rentabilidad				
			30 días	60 días	90 días	180 días	365 días
21-May-16	1,187,137,606.31	1,094.42	6.30%	6.37%	6.54%	6.54%	6.28%
20-May-16	1,186,933,942.48	1,094.23	6.30%	6.38%	6.55%	6.53%	6.28%
19-May-16	1,171,916,380.37	1,094.04	6.32%	6.40%	6.55%	6.53%	6.27%
18-May-16	1,169,961,001.23	1,093.85	6.32%	6.40%	6.56%	6.53%	6.27%
17-May-16	1,155,570,829.40	1,093.66	6.35%	6.30%	6.56%	6.52%	6.27%
16-May-16	1,154,239,346.52	1,093.47	6.34%	6.41%	6.57%	6.51%	6.29%
15-May-16	1,174,064,995.33	1,093.28	6.34%	6.42%	6.57%	6.51%	6.26%
14-May-16	1,173,864,926.04	1,093.09	6.32%	6.42%	6.58%	6.51%	6.26%
13-May-16	1,173,664,843.61	1,092.91	6.36%	6.44%	6.60%	6.51%	6.26%
12-May-16	1,154,742,615.56	1,092.71	6.36%	6.44%	6.60%	6.51%	6.27%
11-May-16	1,153,025,703.85	1,092.53	6.36%	6.45%	6.60%	6.51%	6.29%
10-May-16	1,277,162,594.44	1,092.36	6.39%	6.47%	6.62%	6.50%	6.28%
9-May-16	1,244,617,305.54	1,092.17	6.39%	6.48%	6.61%	6.50%	6.28%
8-May-16	1,303,502,838.53	1,092.20	6.64%	6.61%	6.69%	6.55%	6.29%
7-May-16	1,303,282,020.88	1,092.01	6.64%	6.61%	6.68%	6.54%	6.30%
6-May-16	1,302,787,633.66	1,091.60	6.41%	6.52%	6.62%	6.50%	6.27%
5-May-16	1,338,087,183.41	1,091.41	6.44%	6.54%	6.63%	6.50%	6.26%
4-May-16	1,305,617,316.52	1,091.19	6.40%	6.52%	6.62%	6.50%	6.26%
3-May-16	1,343,691,617.31	1,091.01	6.41%	6.53%	6.63%	6.50%	6.27%
2-May-16	1,302,228,237.04	1,090.82	6.41%	6.54%	6.65%	6.50%	6.30%
1-May-16	1,302,001,924.69	1,090.63	6.42%	6.55%	6.69%	6.50%	6.30%
30-Apr-16	1,301,770,031.45	1,090.44	6.40%	6.55%	6.70%	6.49%	6.30%
29-Apr-16	1,301,538,086.08	1,090.24	6.39%	6.56%	6.70%	6.49%	6.30%
28-Apr-16	1,183,630,796.40	1,090.02	6.36%	6.55%	6.68%	6.48%	6.33%
27-Apr-16	1,178,354,793.96	1,089.83	6.36%	6.55%	6.68%	6.48%	6.32%
26-Apr-16	1,190,251,438.80	1,089.64	6.37%	6.55%	6.69%	6.48%	6.31%
25-Apr-16	1,184,802,657.00	1,089.45	6.38%	6.57%	6.70%	6.47%	6.33%
24-Apr-16	1,242,208,433.29	1,089.26	6.39%	6.60%	6.68%	6.47%	6.31%
23-Apr-16	1,241,993,549.34	1,089.07	6.40%	6.58%	6.69%	6.47%	6.31%
22-Apr-16	1,241,778,622.76	1,088.88	6.41%	6.59%	6.69%	6.43%	6.32%
21-Apr-16	1,269,987,749.43	1,088.70	6.40%	6.60%	6.69%	6.43%	6.23%
20-Apr-16	1,303,856,707.61	1,088.51	6.42%	6.61%	6.69%	6.43%	6.38%
19-Apr-16	1,274,250,723.11	1,088.31	6.45%	6.61%	6.72%	6.43%	6.37%
18-Apr-16	1,309,385,197.29	1,088.11	6.44%	6.62%	6.72%	6.41%	6.37%
17-Apr-16	1,382,604,234.56	1,087.90	6.21%	6.62%	6.73%	6.39%	6.37%
16-Apr-16	1,382,376,534.65	1,087.72	6.45%	6.62%	6.73%	6.39%	6.37%
15-Apr-16	1,382,138,767.76	1,087.53	6.47%	6.63%	6.71%	6.38%	6.37%
14-Apr-16	1,345,842,005.83	1,087.36	6.49%	6.67%	6.72%	6.38%	6.37%
13-Apr-16	1,214,538,544.27	1,087.15	6.48%	6.65%	6.71%	6.38%	6.38%
12-Apr-16	1,216,047,761.70	1,086.95	6.49%	6.65%	6.71%	6.37%	6.38%
11-Apr-16	1,219,844,539.42	1,086.76	6.50%	6.67%	6.72%	6.37%	6.38%
10-Apr-16	1,217,265,161.13	1,086.57	6.52%	6.66%	6.72%	6.36%	6.38%
9-Apr-16	1,217,052,365.30	1,086.38	6.53%	6.65%	6.71%	6.36%	6.38%
8-Apr-16	1,216,839,540.39	1,086.19	6.55%	6.63%	6.71%	6.36%	6.38%
7-Apr-16	1,208,053,751.87	1,086.00	6.54%	6.67%	6.71%	6.36%	6.39%
6-Apr-16	1,146,078,243.53	1,085.80	6.59%	6.66%	6.71%	6.36%	6.38%
5-Apr-16	1,116,205,467.51	1,085.59	6.60%	6.66%	6.71%	6.34%	6.38%
4-Apr-16	1,213,244,932.31	1,085.41	6.61%	6.68%	6.71%	6.33%	6.38%
3-Apr-16	1,220,126,786.23	1,085.21	6.61%	6.70%	6.71%	6.41%	6.37%
2-Apr-16	1,219,914,999.81	1,085.02	6.64%	6.76%	6.70%	6.31%	6.37%
1-Apr-16	1,219,700,076.09	1,084.83	6.64%	6.78%	6.70%	6.31%	6.36%

Fecha	Patrimonio neto del Fondo	Valor Cuota	Rentabilidad				
			30 días	60 días	90 días	180 días	365 días
31-Mar-16	1,227,322,041.43	1,084.66	6.68%	6.78%	6.71%	6.31%	6.36%
30-Mar-16	1,224,321,179.95	1,084.47	6.68%	6.78%	6.71%	6.29%	6.37%
29-Mar-16	1,207,103,153.57	1,084.27	6.71%	6.78%	6.72%	6.29%	6.37%
28-Mar-16	1,240,123,922.34	1,084.08	6.70%	6.78%	6.72%	6.27%	6.38%
27-Mar-16	1,195,066,973.84	1,083.88	6.69%	6.79%	6.75%	6.26%	6.38%
26-Mar-16	1,194,850,560.87	1,083.69	6.73%	6.76%	6.74%	6.25%	6.39%
25-Mar-16	1,194,634,102.97	1,083.49	6.78%	6.77%	6.73%	6.24%	6.39%
24-Mar-16	1,194,417,620.35	1,083.29	6.72%	6.76%	6.73%	6.24%	6.40%
23-Mar-16	1,175,958,598.01	1,083.09	6.72%	6.76%	6.73%	6.23%	6.41%
22-Mar-16	1,199,566,075.43	1,082.92	6.77%	6.76%	6.74%	6.22%	6.41%
21-Mar-16	1,233,199,056.90	1,082.73	6.77%	6.81%	6.73%	6.21%	6.42%
20-Mar-16	1,261,194,241.66	1,082.49	6.74%	6.79%	6.71%	6.20%	6.42%
19-Mar-16	1,260,973,340.73	1,082.30	6.76%	6.81%	6.71%	6.21%	6.43%
18-Mar-16	1,260,973,340.73	1,082.30	6.99%	6.91%	6.78%	6.25%	6.45%
17-Mar-16	1,226,236,340.64	1,081.91	6.76%	6.77%	6.70%	6.21%	6.44%
16-Mar-16	1,206,424,254.59	1,081.70	6.76%	6.76%	6.69%	6.20%	6.44%
15-Mar-16	1,263,723,727.07	1,081.51	6.80%	6.76%	6.69%	6.20%	6.45%
14-Mar-16	1,246,132,821.03	1,081.31	6.79%	6.76%	6.69%	6.19%	6.45%
13-Mar-16	1,226,004,433.87	1,081.10	6.78%	6.76%	6.69%	6.18%	6.46%
12-Mar-16	1,225,779,008.03	1,080.91	6.80%	6.76%	6.67%	6.18%	6.46%
11-Mar-16	1,225,547,209.97	1,080.70	6.76%	6.74%	6.65%	6.20%	6.46%
10-Mar-16	1,272,224,991.56	1,080.50	6.75%	6.74%	6.65%	6.19%	6.47%
9-Mar-16	1,254,193,550.86	1,080.30	6.67%	6.73%	6.64%	6.18%	6.47%
8-Mar-16	1,284,691,704.95	1,080.11	6.77%	6.74%	6.64%	6.17%	6.48%
7-Mar-16	1,240,550,357.59	1,079.87	6.70%	6.71%	6.61%	6.21%	6.48%
6-Mar-16	1,253,872,771.44	1,079.65	6.69%	6.70%	6.60%	6.21%	6.49%
5-Mar-16	1,253,648,156.03	1,079.46	6.71%	6.69%	6.60%	6.21%	6.50%
4-Mar-16	1,253,422,173.66	1,079.26	6.74%	6.68%	6.58%	6.21%	6.50%
3-Mar-16	1,181,842,184.99	1,079.05	6.84%	6.67%	6.57%	6.20%	6.51%
2-Mar-16	1,225,323,018.07	1,078.86	6.87%	6.67%	6.57%	6.19%	6.52%
1-Mar-16	1,190,314,236.74	1,078.65	6.85%	6.66%	6.56%	6.19%	6.52%
29-Feb-16	1,179,110,880.22	1,078.46	6.84%	6.66%	6.56%	6.18%	6.53%
28-Feb-16	1,191,392,950.82	1,078.25	6.81%	6.65%	6.56%	6.17%	6.53%
27-Feb-16	1,191,186,153.39	1,078.06	6.82%	6.71%	6.55%	6.16%	6.53%
26-Feb-16	1,190,979,344.26	1,077.87	6.86%	6.69%	6.54%	6.15%	6.54%
25-Feb-16	1,020,602,596.52	1,077.64	6.76%	6.66%	6.52%	6.14%	6.54%
24-Feb-16	979,641,541.93	1,077.40	6.72%	6.64%	6.50%	6.12%	6.53%
23-Feb-16	1,012,790,621.35	1,077.26	6.77%	6.66%	6.52%	6.13%	6.54%
22-Feb-16	1,007,039,944.94	1,077.06	6.75%	6.66%	6.51%	6.14%	6.55%
21-Feb-16	982,611,852.65	1,076.85	6.72%	6.65%	6.49%	6.13%	6.55%
20-Feb-16	982,428,131.86	1,076.65	6.81%	6.64%	6.45%	6.12%	6.55%
19-Feb-16	982,244,400.67	1,076.45	6.80%	6.63%	6.44%	6.11%	6.56%
18-Feb-16	974,138,119.18	1,076.24	6.82%	6.61%	6.43%	6.10%	6.56%
17-Feb-16	966,164,538.17	1,076.03	6.80%	6.60%	6.42%	6.10%	6.56%
16-Feb-16	1,056,036,711.89	1,075.85	6.76%	6.60%	6.40%	6.09%	6.57%
15-Feb-16	1,019,745,543.05	1,075.65	6.73%	6.59%	6.38%	6.09%	6.57%
14-Feb-16	1,033,415,012.06	1,075.42	6.68%	6.58%	6.36%	6.07%	6.57%
13-Feb-16	1,033,232,295.90	1,075.23	6.70%	6.58%	6.36%	6.05%	6.58%
12-Feb-16	1,033,045,423.34	1,075.03	6.70%	6.55%	6.34%	6.04%	6.58%
11-Feb-16	980,318,244.30	1,074.81	6.67%	6.52%	6.33%	6.03%	6.58%
10-Feb-16	998,594,745.54	1,074.65	6.69%	6.53%	6.34%	6.03%	6.59%

Fecha	Patrimonio neto del Fondo	Valor Cuota	Rentabilidad				
			30 días	60 días	90 días	180 días	365 días
9-Feb-16	1,055,363,125.44	1,074.47	6.69%	6.53%	6.33%	6.02%	6.60%
8-Feb-16	1,050,272,289.51	1,074.32	6.75%	6.55%	6.35%	6.00%	6.60%
7-Feb-16	966,541,159.39	1,074.06	6.67%	6.50%	6.32%	5.98%	6.62%
6-Feb-16	966,371,999.05	1,073.87	6.69%	6.50%	6.31%	5.96%	6.62%
5-Feb-16	966,189,715.91	1,073.67	6.67%	6.49%	6.30%	5.95%	6.62%
4-Feb-16	970,234,908.79	1,073.46	6.64%	6.46%	6.30%	5.94%	6.65%
3-Feb-16	963,630,627.82	1,073.23	6.58%	6.43%	6.29%	5.93%	6.65%
2-Feb-16	948,749,718.04	1,072.94	6.46%	6.37%	6.24%	5.90%	6.64%
1-Feb-16	962,475,963.55	1,072.72	6.43%	6.35%	6.23%	5.89%	6.64%
31-Jan-16	961,713,009.16	1,072.53	6.44%	6.36%	6.22%	5.88%	6.64%
30-Jan-16	961,552,037.02	1,072.35	6.45%	6.36%	6.22%	5.88%	6.65%
29-Jan-16	961,385,666.58	1,072.16	6.46%	6.36%	6.21%	5.88%	6.65%
28-Jan-16	976,950,809.25	1,071.96	6.56%	6.34%	6.20%	5.87%	6.65%
27-Jan-16	974,840,907.42	1,071.75	6.49%	6.32%	6.19%	5.86%	6.65%
26-Jan-16	1,077,238,858.06	1,071.61	6.53%	6.34%	6.20%	5.86%	6.66%
25-Jan-16	1,079,279,442.58	1,071.40	6.51%	6.33%	6.19%	5.85%	6.66%
24-Jan-16	1,079,146,989.80	1,071.22	6.53%	6.32%	6.19%	5.84%	6.67%
23-Jan-16	1,078,961,714.04	1,071.03	6.54%	6.31%	6.19%	5.84%	6.67%
22-Jan-16	1,078,776,427.80	1,070.85	6.54%	6.27%	6.11%	5.84%	6.67%
21-Jan-16	1,093,086,962.41	1,070.57	6.43%	6.20%	6.07%	5.81%	6.67%
20-Jan-16	1,092,892,320.25	1,070.38	6.43%	6.19%	6.07%	5.81%	6.67%
19-Jan-16	1,076,115,000.91	1,070.15	6.36%	6.17%	6.06%	5.79%	6.67%
18-Jan-16	1,075,534,497.90	1,069.97	6.36%	6.13%	6.02%	5.77%	6.69%
17-Jan-16	1,075,383,870.07	1,069.83	6.41%	6.15%	6.00%	5.78%	6.70%
16-Jan-16	1,075,197,547.11	1,069.64	6.42%	6.14%	6.00%	5.77%	6.69%
15-Jan-16	1,075,011,193.62	1,069.46	6.43%	6.13%	5.99%	5.76%	6.69%
14-Jan-16	1,003,503,906.65	1,069.26	6.43%	6.11%	5.98%	5.76%	6.69%
13-Jan-16	958,077,025.10	1,069.06	6.35%	6.11%	5.97%	5.75%	6.69%
12-Jan-16	1,004,500,123.83	1,068.87	6.32%	6.11%	5.96%	5.74%	6.70%
11-Jan-16	1,017,379,240.85	1,068.69	6.33%	6.09%	5.96%	5.75%	6.70%
10-Jan-16	997,687,779.43	1,068.51	6.33%	6.09%	5.94%	5.76%	6.70%
9-Jan-16	997,507,253.50	1,068.31	6.31%	6.09%	5.93%	5.73%	6.70%
8-Jan-16	997,326,717.36	1,068.12	6.30%	6.07%	5.94%	5.71%	6.70%
7-Jan-16	988,769,845.12	1,067.92	6.29%	6.06%	5.93%	5.70%	6.77%
6-Jan-16	1,002,574,129.19	1,067.73	6.28%	6.07%	5.93%	5.70%	6.77%
5-Jan-16	1,006,238,396.08	1,067.55	6.24%	6.08%	5.90%	5.70%	6.76%
4-Jan-16	1,008,037,428.98	1,067.38	6.26%	6.08%	5.89%	5.68%	0.00%
3-Jan-16	1,007,855,301.00	1,067.19	6.24%	6.08%	6.05%	5.73%	0.00%
2-Jan-16	1,007,673,162.72	1,067.00	6.24%	6.06%	5.85%	5.73%	0.00%
1-Jan-16	1,007,491,014.13	1,066.80	6.24%	6.05%	5.84%	5.71%	0.00%
31-Dec-15	1,007,308,855.23	1,066.61	6.24%	6.03%	5.83%	5.70%	0.00%
30-Dec-15	1,006,204,723.22	1,066.42	6.23%	6.02%	5.80%	5.70%	0.00%
29-Dec-15	1,016,731,612.78	1,066.13	6.08%	5.96%	5.76%	5.69%	0.00%
28-Dec-15	971,980,555.65	1,065.98	6.11%	5.98%	5.72%	5.71%	0.00%
27-Dec-15	955,066,451.12	1,065.81	6.12%	5.98%	5.72%	5.71%	0.00%
26-Dec-15	954,894,148.29	1,065.62	6.10%	5.98%	5.71%	5.72%	0.00%
25-Dec-15	954,721,835.70	1,065.42	6.08%	5.97%	5.68%	5.71%	0.00%
24-Dec-15	954,549,513.36	1,065.23	6.06%	5.84%	5.67%	5.71%	0.00%
23-Dec-15	949,795,561.48	1,065.04	5.96%	5.84%	5.67%	5.71%	0.00%
22-Dec-15	969,579,705.87	1,064.87	5.94%	5.84%	5.63%	5.68%	0.00%
21-Dec-15	961,662,730.47	1,064.68	5.93%	5.85%	5.62%	5.68%	0.00%

Fecha	Patrimonio neto del Fondo	Valor Cuota	Rentabilidad				
			30 días	60 días	90 días	180 días	365 días
20-Dec-15	976,111,457.51	1,064.51	5.94%	5.80%	5.62%	5.68%	0.00%
19-Dec-15	975,943,372.43	1,064.32	5.87%	5.75%	5.66%	5.66%	0.00%
18-Dec-15	975,775,277.84	1,064.14	5.85%	5.74%	5.66%	5.58%	0.00%
17-Dec-15	922,845,397.76	1,063.95	5.83%	5.72%	5.65%	5.57%	0.00%
16-Dec-15	892,794,496.28	1,063.75	5.80%	5.71%	5.63%	5.57%	0.00%
15-Dec-15	935,473,861.29	1,063.56	5.77%	5.70%	5.63%	5.56%	0.00%
14-Dec-15	945,245,486.15	1,063.43	5.83%	5.72%	5.64%	5.64%	0.00%
13-Dec-15	1,019,552,180.93	1,063.27	5.86%	5.73%	5.64%	5.67%	0.00%
12-Dec-15	1,019,376,877.53	1,063.08	5.82%	5.70%	5.63%	5.67%	0.00%
11-Dec-15	1,019,201,564.22	1,062.90	5.82%	5.69%	5.68%	5.67%	0.00%
10-Dec-15	1,017,506,921.20	1,062.72	5.83%	5.70%	5.67%	5.67%	0.00%
9-Dec-15	1,013,282,603.27	1,062.54	5.81%	5.71%	5.67%	5.67%	0.00%
8-Dec-15	948,085,448.95	1,062.35	5.81%	5.70%	5.64%	5.66%	0.00%
7-Dec-15	909,996,263.72	1,062.17	5.83%	5.66%	5.75%	5.65%	0.00%
6-Dec-15	927,076,613.02	1,062.02	5.88%	5.66%	5.76%	5.66%	0.00%
5-Dec-15	926,921,513.70	1,061.85	5.88%	5.91%	5.78%	5.65%	0.00%
4-Dec-15	926,766,405.61	1,061.67	5.88%	5.62%	5.77%	5.67%	0.00%
3-Dec-15	859,268,562.70	1,061.48	5.86%	5.59%	5.76%	5.66%	0.00%
2-Dec-15	793,928,017.28	1,061.28	5.82%	5.58%	5.75%	5.66%	0.00%
1-Dec-15	798,204,729.55	1,061.09	5.79%	5.54%	5.74%	5.65%	0.00%
30-Nov-15	810,816,179.28	1,060.92	5.79%	5.55%	5.73%	5.65%	0.00%
29-Nov-15	840,493,994.79	1,060.76	5.81%	5.49%	5.73%	5.67%	0.00%
28-Nov-15	840,353,004.18	1,060.58	5.82%	5.48%	5.72%	5.69%	0.00%
27-Nov-15	840,212,005.59	1,060.40	5.81%	5.46%	5.70%	5.69%	0.00%
26-Nov-15	818,136,909.22	1,060.22	5.82%	5.43%	5.69%	5.68%	0.00%
25-Nov-15	825,153,365.27	1,060.05	5.82%	5.43%	5.69%	5.67%	0.00%
24-Nov-15	819,057,753.41	1,059.88	5.59%	5.44%	5.69%	5.69%	0.00%
23-Nov-15	812,006,003.18	1,059.78	5.69%	5.43%	5.74%	5.68%	0.00%
22-Nov-15	841,448,286.30	1,059.62	5.72%	5.43%	5.74%	5.69%	0.00%
21-Nov-15	841,306,665.88	1,059.44	5.73%	5.42%	5.73%	5.71%	0.00%
20-Nov-15	841,165,037.45	1,059.27	5.63%	5.48%	5.72%	5.69%	0.00%
19-Nov-15	859,058,475.64	1,059.15	5.61%	5.51%	5.74%	5.70%	0.00%
18-Nov-15	864,359,210.74	1,058.98	5.61%	5.51%	5.74%	5.71%	0.00%
17-Nov-15	864,834,698.11	1,058.81	5.58%	5.51%	5.74%	5.69%	0.00%
16-Nov-15	855,222,843.86	1,058.63	5.59%	5.51%	5.73%	5.69%	0.00%
15-Nov-15	807,531,573.28	1,058.48	5.60%	5.51%	5.73%	5.70%	0.00%
14-Nov-15	807,389,280.23	1,058.29	5.59%	5.49%	5.69%	5.74%	0.00%
13-Nov-15	807,246,979.13	1,058.10	5.57%	5.48%	5.66%	5.69%	0.00%
12-Nov-15	798,948,066.28	1,057.95	5.55%	5.56%	5.67%	5.69%	0.00%
11-Nov-15	807,584,748.77	1,057.77	5.54%	5.56%	5.66%	5.70%	0.00%
10-Nov-15	775,459,525.60	1,057.58	5.55%	5.55%	5.64%	5.70%	0.00%
9-Nov-15	775,089,058.04	1,057.42	5.57%	5.53%	5.59%	5.74%	0.00%
8-Nov-15	774,947,801.31	1,057.23	5.56%	5.67%	5.58%	5.72%	0.00%
7-Nov-15	774,806,536.59	1,057.04	5.47%	5.66%	5.55%	5.72%	0.00%
6-Nov-15	774,665,263.88	1,056.85	5.42%	5.68%	5.53%	5.71%	0.00%
5-Nov-15	820,395,916.00	1,056.67	5.91%	5.67%	5.52%	5.71%	0.00%
4-Nov-15	828,499,973.11	1,056.49	5.33%	5.66%	5.51%	5.71%	0.00%
3-Nov-15	865,417,597.90	1,056.32	5.31%	5.66%	5.50%	5.70%	0.00%
2-Nov-15	892,991,429.70	1,056.16	5.31%	5.66%	5.50%	5.70%	0.00%
1-Nov-15	901,107,526.71	1,056.00	5.27%	5.65%	5.50%	5.73%	0.00%
31-Oct-15	900,958,764.92	1,055.83	5.28%	5.64%	5.49%	5.78%	0.00%

Fecha	Patrimonio neto del Fondo	Valor Cuota	Rentabilidad				
			30 días	60 días	90 días	180 días	365 días
30-Oct-15	900,807,425.13	1,055.65	5.14%	5.63%	5.48%	5.78%	0.00%
29-Oct-15	891,726,742.46	1,055.46	5.12%	5.59%	5.47%	5.78%	0.00%
28-Oct-15	836,604,631.98	1,055.29	5.09%	5.59%	5.47%	5.79%	0.00%
27-Oct-15	811,045,955.39	1,055.11	5.02%	5.58%	5.46%	5.84%	0.00%
26-Oct-15	838,253,091.93	1,054.93	5.02%	5.57%	5.45%	5.82%	0.00%
25-Oct-15	863,809,854.60	1,054.96	5.25%	5.72%	5.51%	5.86%	0.00%
24-Oct-15	863,659,589.24	1,054.78	5.14%	5.71%	5.51%	5.89%	0.00%
23-Oct-15	863,509,315.37	1,054.60	5.11%	5.69%	5.50%	5.85%	0.00%
22-Oct-15	810,953,564.27	1,054.41	5.08%	5.68%	5.49%	5.86%	0.00%
21-Oct-15	842,769,204.52	1,054.32	5.29%	5.72%	5.51%	5.88%	0.00%
20-Oct-15	851,898,945.31	1,054.22	5.40%	5.76%	5.52%	5.74%	0.00%
19-Oct-15	844,256,809.40	1,054.05	5.39%	5.75%	5.50%	6.01%	0.00%
18-Oct-15	838,369,218.68	1,053.90	5.40%	5.76%	5.50%	6.02%	0.00%
17-Oct-15	838,230,427.07	1,053.73	5.41%	5.75%	5.49%	6.02%	0.00%
16-Oct-15	838,091,627.62	1,053.55	5.39%	5.70%	5.48%	6.02%	0.00%
15-Oct-15	791,758,917.26	1,053.38	5.37%	5.66%	5.48%	6.02%	0.00%
14-Oct-15	789,999,131.96	1,053.21	5.35%	5.66%	5.47%	6.02%	0.00%
13-Oct-15	811,110,936.02	1,053.08	5.55%	5.68%	5.48%	6.03%	0.00%
12-Oct-15	813,695,058.26	1,052.91	5.55%	5.65%	5.50%	6.06%	0.00%
11-Oct-15	810,772,053.91	1,052.71	5.51%	5.56%	5.51%	6.06%	0.00%
10-Oct-15	813,703,631.55	1,052.53	5.46%	5.55%	5.45%	6.06%	0.00%
9-Oct-15	813,563,946.04	1,052.35	5.76%	5.51%	5.42%	6.06%	0.00%
8-Oct-15	786,483,594.44	1,052.24	5.82%	5.53%	5.44%	6.07%	0.00%
7-Oct-15	793,922,448.24	1,052.09	5.92%	5.53%	5.44%	6.08%	0.00%
6-Oct-15	801,611,187.89	1,051.49	5.40%	5.28%	5.28%	6.01%	0.00%
5-Oct-15	775,562,344.10	1,051.82	5.97%	5.54%	5.44%	6.11%	0.00%
4-Oct-15	810,600,943.19	1,051.67	5.99%	5.55%	5.56%	6.12%	0.00%
3-Oct-15	810,470,665.73	1,051.50	5.97%	5.54%	5.55%	6.12%	0.00%
2-Oct-15	810,375,360.04	1,051.38	6.01%	5.56%	5.54%	6.10%	0.00%
1-Oct-15	789,736,491.35	1,051.20	5.98%	5.55%	5.54%	6.10%	0.00%
30-Sep-15	800,498,855.64	1,051.14	6.10%	5.61%	5.59%	6.12%	0.00%
29-Sep-15	798,942,689.70	1,050.98	6.04%	5.61%	5.61%	6.12%	0.00%
28-Sep-15	821,174,074.54	1,050.83	6.06%	5.62%	5.65%	6.14%	0.00%
27-Sep-15	814,244,714.39	1,050.71	6.11%	5.63%	5.67%	6.16%	0.00%
26-Sep-15	814,111,368.49	1,050.54	6.10%	5.60%	5.70%	6.17%	0.00%
25-Sep-15	813,978,015.04	1,050.37	6.17%	5.61%	5.69%	6.18%	0.00%
24-Sep-15	820,906,163.63	1,050.28	6.25%	5.65%	5.72%	6.21%	0.00%
23-Sep-15	820,783,756.13	1,050.13	6.25%	5.65%	5.73%	6.23%	0.00%
22-Sep-15	825,528,261.76	1,049.97	6.25%	5.65%	5.69%	6.25%	0.00%
21-Sep-15	800,635,202.66	1,049.69	6.11%	5.55%	5.65%	6.25%	0.00%
20-Sep-15	782,066,483.32	1,049.50	6.09%	5.51%	5.63%	6.26%	0.00%
19-Sep-15	781,947,482.67	1,049.34	6.09%	5.51%	5.61%	6.28%	0.00%
18-Sep-15	781,825,112.04	1,049.18	6.09%	5.50%	5.45%	6.29%	0.00%
17-Sep-15	767,441,161.63	1,049.00	6.06%	5.48%	5.44%	6.30%	0.00%
16-Sep-15	786,762,189.31	1,048.84	5.99%	5.48%	5.45%	6.32%	0.00%
15-Sep-15	797,047,159.75	1,048.69	5.93%	5.49%	5.45%	6.34%	0.00%
14-Sep-15	791,632,358.67	1,048.53	5.93%	5.48%	5.60%	6.36%	0.00%
13-Sep-15	775,555,210.12	1,048.23	5.77%	5.43%	5.60%	6.34%	0.00%
12-Sep-15	775,433,168.54	1,048.06	5.73%	5.47%	5.60%	6.36%	0.00%
11-Sep-15	775,311,120.06	1,047.90	5.59%	5.38%	5.61%	6.37%	0.00%
10-Sep-15	794,700,122.20	1,047.77	5.62%	5.38%	5.63%	6.39%	0.00%

Fecha	Patrimonio neto del Fondo	Valor Cuota	Rentabilidad				
			30 días	60 días	90 días	180 días	365 días
9-Sep-15	720,389,074.81	1,047.33	5.25%	5.21%	5.52%	6.35%	0.00%
8-Sep-15	726,326,392.90	1,047.16	5.20%	5.20%	5.51%	6.37%	0.00%
7-Sep-15	713,617,451.48	1,046.93	5.12%	5.17%	5.48%	6.37%	0.00%
6-Sep-15	712,342,825.24	1,046.78	5.13%	5.14%	5.48%	6.39%	0.00%
5-Sep-15	712,230,760.39	1,046.61	5.09%	5.30%	5.47%	6.40%	0.00%
4-Sep-15	712,118,689.20	1,046.45	5.08%	5.29%	5.51%	6.44%	0.00%
3-Sep-15	727,199,016.92	1,046.29	5.09%	5.26%	5.52%	6.45%	0.00%
2-Sep-15	701,135,460.73	1,046.14	5.09%	5.27%	5.52%	6.47%	0.00%
1-Sep-15	725,887,353.45	1,045.99	5.10%	5.28%	5.53%	6.49%	0.00%
31-Aug-15	736,952,147.46	1,045.83	5.10%	5.31%	5.53%	6.51%	0.00%
30-Aug-15	741,662,987.00	1,045.71	5.15%	5.40%	5.58%	6.54%	0.00%
29-Aug-15	741,547,177.90	1,045.55	5.14%	5.40%	5.64%	6.55%	0.00%
28-Aug-15	741,431,362.25	1,045.39	5.13%	5.45%	5.63%	6.56%	0.00%
27-Aug-15	723,143,727.16	1,045.22	5.07%	5.44%	5.62%	6.58%	0.00%
26-Aug-15	727,590,708.30	1,045.00	5.02%	5.41%	5.58%	6.58%	0.00%
25-Aug-15	741,848,048.40	1,044.84	5.02%	5.41%	5.61%	6.59%	0.00%
24-Aug-15	740,878,060.86	1,044.68	5.02%	5.36%	5.57%	6.59%	0.00%
23-Aug-15	757,520,508.64	1,044.53	5.02%	5.37%	5.60%	6.61%	0.00%
22-Aug-15	757,404,609.23	1,044.37	4.97%	5.35%	5.65%	6.63%	0.00%
21-Aug-15	757,287,652.69	1,044.20	4.90%	5.32%	5.61%	6.64%	0.00%
20-Aug-15	732,514,022.43	1,044.04	4.89%	5.08%	5.62%	6.65%	0.00%
19-Aug-15	730,911,344.01	1,043.88	4.89%	5.08%	5.62%	6.67%	0.00%
18-Aug-15	744,851,406.77	1,043.72	4.87%	5.09%	5.60%	6.68%	0.00%
17-Aug-15	761,417,729.09	1,043.64	4.96%	5.13%	5.63%	6.71%	0.00%
16-Aug-15	751,904,495.67	1,043.53	5.02%	5.38%	5.66%	6.74%	0.00%
15-Aug-15	751,787,922.36	1,043.37	5.01%	5.47%	5.76%	6.75%	0.00%
14-Aug-15	751,671,350.11	1,043.21	5.06%	5.46%	5.66%	6.77%	0.00%
13-Aug-15	734,998,293.08	1,043.08	5.18%	5.51%	5.69%	6.79%	0.00%
12-Aug-15	728,265,011.95	1,043.04	5.16%	5.58%	5.74%	6.82%	0.00%
11-Aug-15	719,267,435.91	1,042.88	5.10%	5.58%	5.76%	6.84%	0.00%
10-Aug-15	720,075,694.08	1,042.77	5.15%	5.60%	5.86%	6.86%	0.00%
9-Aug-15	702,608,727.54	1,042.64	5.18%	5.62%	5.84%	6.88%	0.00%
8-Aug-15	702,505,389.65	1,042.48	5.20%	5.62%	5.85%	6.89%	0.00%
7-Aug-15	702,396,626.19	1,042.32	5.13%	5.61%	5.84%	6.93%	0.00%
6-Aug-15	696,028,907.24	1,042.19	5.48%	5.68%	5.86%	6.95%	0.00%
5-Aug-15	694,146,718.84	1,042.04	5.48%	5.68%	5.88%	6.96%	0.00%
4-Aug-15	670,490,810.19	1,041.87	5.40%	5.69%	5.85%	7.02%	0.00%
3-Aug-15	672,219,442.05	1,041.72	5.42%	5.70%	5.86%	7.03%	0.00%
2-Aug-15	687,940,908.33	1,041.56	5.44%	5.70%	5.91%	7.04%	0.00%
1-Aug-15	687,836,674.60	1,041.40	5.50%	5.75%	6.02%	7.05%	0.00%
31-Jul-15	687,732,434.98	1,041.25	5.62%	5.83%	6.03%	7.06%	0.00%
30-Jul-15	680,766,482.08	1,041.09	5.64%	5.83%	6.04%	7.07%	0.00%
29-Jul-15	682,584,643.95	1,040.94	5.75%	5.82%	6.06%	7.09%	0.00%
28-Jul-15	690,838,498.92	1,040.83	5.79%	5.83%	6.19%	7.11%	0.00%
27-Jul-15	657,651,120.88	1,040.64	5.77%	5.86%	6.15%	7.11%	0.00%
26-Jul-15	660,093,400.58	1,040.49	5.78%	5.80%	6.16%	7.12%	0.00%
25-Jul-15	659,993,404.98	1,040.33	5.67%	5.84%	6.22%	7.14%	0.00%
24-Jul-15	659,893,403.72	1,040.17	5.69%	5.92%	6.16%	7.15%	0.00%
23-Jul-15	652,860,129.27	1,040.06	5.71%	5.88%	6.20%	7.17%	0.00%
22-Jul-15	647,260,901.80	1,039.96	5.73%	5.93%	6.24%	7.19%	0.00%
21-Jul-15	597,163,346.02	1,039.80	5.25%	5.94%	5.93%	7.20%	0.00%

Fecha	Patrimonio neto del Fondo	Valor Cuota	Rentabilidad				
			30 días	60 días	90 días	180 días	365 días
20-Jul-15	591,211,279.61	1,039.65	5.26%	5.91%	6.49%	7.22%	0.00%
19-Jul-15	589,716,626.79	1,039.50	5.28%	5.92%	6.50%	7.23%	0.00%
18-Jul-15	589,670,329.58	1,039.34	5.28%	5.94%	6.50%	7.27%	0.00%
17-Jul-15	589,580,139.02	1,039.19	5.71%	6.08%	6.50%	7.28%	0.00%
16-Jul-15	595,944,645.11	1,039.03	5.91%	5.94%	6.52%	7.28%	0.00%
15-Jul-15	577,017,810.88	1,038.83	5.85%	5.93%	6.51%	7.27%	0.00%
14-Jul-15	639,458,627.32	1,038.60	5.81%	5.91%	6.49%	7.27%	0.00%
13-Jul-15	642,847,821.18	1,038.58	5.97%	6.00%	6.60%	7.31%	0.00%
12-Jul-15	635,874,480.92	1,038.47	6.03%	6.16%	6.63%	7.32%	0.00%
11-Jul-15	635,781,193.53	1,038.31	6.03%	6.12%	6.64%	7.34%	0.00%
10-Jul-15	635,686,847.80	1,038.16	6.03%	6.13%	6.64%	7.35%	0.00%
9-Jul-15	573,701,030.67	1,037.98	6.00%	6.10%	6.65%	7.34%	0.00%
8-Jul-15	570,135,477.14	1,037.89	6.06%	6.16%	6.69%	7.35%	0.00%
7-Jul-15	563,089,473.39	1,037.45	5.85%	6.01%	6.61%	7.45%	0.00%
6-Jul-15	555,887,978.97	1,037.30	5.86%	5.98%	6.62%	7.46%	0.00%
5-Jul-15	545,122,399.94	1,037.21	5.95%	6.03%	6.66%	7.44%	0.00%
4-Jul-15	545,031,574.54	1,037.03	5.95%	6.10%	6.66%	0.00%	0.00%
3-Jul-15	544,940,744.00	1,036.86	5.94%	6.24%	6.61%	0.00%	0.00%
2-Jul-15	540,451,124.33	1,036.65	5.96%	6.23%	6.59%	0.00%	0.00%
1-Jul-15	542,026,719.02	1,036.39	6.02%	6.19%	6.55%	0.00%	0.00%
30-Jun-15	540,401,168.73	1,036.22	5.99%	6.20%	6.55%	0.00%	0.00%
29-Jun-15	531,505,383.50	1,035.97	5.85%	6.32%	6.54%	0.00%	0.00%
28-Jun-15	549,007,259.05	1,035.83	5.84%	6.28%	6.56%	0.00%	0.00%
27-Jun-15	548,920,263.20	1,035.67	5.92%	6.29%	6.59%	0.00%	0.00%
26-Jun-15	548,833,262.43	1,035.50	5.80%	6.37%	6.62%	0.00%	0.00%
25-Jun-15	548,542,811.01	1,035.44	5.98%	6.34%	6.69%	0.00%	0.00%
24-Jun-15	543,140,318.57	1,035.26	6.11%	6.36%	6.71%	0.00%	0.00%
23-Jun-15	533,236,670.34	1,035.13	6.03%	6.41%	6.77%	0.00%	0.00%
22-Jun-15	519,454,912.74	1,035.02	6.10%	5.97%	6.83%	0.00%	0.00%
21-Jun-15	515,357,285.10	1,035.27	6.61%	7.03%	7.02%	0.00%	0.00%
20-Jun-15	515,275,881.42	1,035.11	6.53%	7.03%	7.05%	0.00%	0.00%
19-Jun-15	515,194,473.13	1,034.95	6.53%	7.03%	7.08%	0.00%	0.00%
18-Jun-15	502,223,925.21	1,034.79	6.56%	7.04%	7.11%	0.00%	0.00%
17-Jun-15	470,291,211.54	1,034.26	6.42%	6.84%	7.00%	0.00%	0.00%
16-Jun-15	471,961,938.01	1,033.94	5.94%	6.76%	6.97%	0.00%	0.00%
15-Jun-15	469,598,151.05	1,033.80	5.99%	6.79%	7.01%	0.00%	0.00%
14-Jun-15	510,437,139.84	1,033.59	5.97%	6.84%	7.02%	0.00%	0.00%
13-Jun-15	510,358,500.03	1,033.44	6.00%	6.85%	7.05%	0.00%	0.00%
12-Jun-15	510,279,081.45	1,033.27	6.26%	6.86%	7.08%	0.00%	0.00%
11-Jun-15	502,399,723.87	1,033.12	6.17%	6.87%	7.11%	0.00%	0.00%
10-Jun-15	498,445,800.03	1,032.97	6.19%	6.89%	7.15%	0.00%	0.00%
9-Jun-15	494,507,271.09	1,032.82	6.17%	6.91%	7.18%	0.00%	0.00%
8-Jun-15	491,422,480.35	1,032.68	6.23%	6.97%	7.22%	0.00%	0.00%
7-Jun-15	487,279,098.58	1,032.42	6.15%	6.92%	7.21%	0.00%	0.00%
6-Jun-15	487,202,060.69	1,032.25	6.06%	6.94%	7.24%	0.00%	0.00%
5-Jun-15	487,125,018.45	1,032.09	6.08%	6.95%	7.31%	0.00%	0.00%
4-Jun-15	469,760,149.21	1,031.92	6.21%	6.87%	7.33%	0.00%	0.00%
3-Jun-15	469,685,890.79	1,031.75	6.51%	6.86%	7.36%	0.00%	0.00%
2-Jun-15	481,843,528.83	1,031.52	6.46%	6.82%	7.37%	0.00%	0.00%
1-Jun-15	482,570,912.96	1,031.22	6.32%	6.74%	7.35%	0.00%	0.00%
31-May-15	481,015,568.09	1,031.07	6.38%	6.79%	7.39%	0.00%	0.00%

Fecha	Patrimonio neto del Fondo	Valor Cuota	Rentabilidad				
			30 días	60 días	90 días	180 días	365 días
30-May-15	480,955,559.86	1,030.94	6.76%	6.83%	7.43%	0.00%	0.00%
29-May-15	480,894,331.50	1,030.81	6.70%	6.89%	7.47%	0.00%	0.00%
28-May-15	474,739,888.85	1,030.58	6.63%	6.90%	7.47%	0.00%	0.00%
27-May-15	417,799,704.26	1,030.53	6.91%	7.00%	7.54%	0.00%	0.00%
26-May-15	415,961,481.07	1,030.31	6.67%	7.01%	7.54%	0.00%	0.00%
25-May-15	414,825,409.22	1,030.02	6.58%	7.00%	7.49%	0.00%	0.00%
24-May-15	415,279,949.17	1,029.96	6.75%	7.11%	7.56%	0.00%	0.00%
23-May-15	415,209,703.37	1,029.78	5.81%	7.15%	7.59%	0.00%	0.00%
22-May-15	415,139,461.25	1,029.61	7.42%	7.19%	7.61%	0.00%	0.00%
21-May-15	403,613,207.36	1,029.51	7.50%	7.27%	7.66%	0.00%	0.00%
20-May-15	393,268,062.04	1,029.34	7.49%	7.31%	7.68%	0.00%	0.00%
19-May-15	391,998,496.15	1,029.16	7.48%	7.34%	7.70%	0.00%	0.00%
18-May-15	408,067,199.14	1,028.75	7.22%	7.25%	7.63%	0.00%	0.00%
17-May-15	392,224,111.28	1,028.85	7.55%	7.44%	7.76%	0.00%	0.00%
16-May-15	392,153,830.48	1,028.66	7.55%	7.47%	7.79%	0.00%	0.00%
15-May-15	392,083,600.35	1,028.48	7.67%	7.50%	7.80%	0.00%	0.00%
14-May-15	360,845,723.13	1,028.29	7.66%	7.53%	7.81%	0.00%	0.00%
13-May-15	357,210,015.04	1,027.91	7.42%	7.44%	7.75%	0.00%	0.00%
12-May-15	350,453,628.88	1,027.83	7.53%	7.54%	7.81%	0.00%	0.00%
11-May-15	347,016,739.03	1,027.66	7.55%	7.58%	7.83%	0.00%	0.00%
10-May-15	347,028,816.34	1,027.53	7.61%	7.64%	7.87%	0.00%	0.00%
9-May-15	346,965,173.82	1,027.34	7.66%	7.67%	7.88%	0.00%	0.00%
8-May-15	346,901,527.70	1,027.15	7.66%	7.70%	7.95%	0.00%	0.00%
7-May-15	343,759,000.98	1,027.07	7.77%	7.84%	8.00%	0.00%	0.00%
6-May-15	329,049,239.29	1,026.89	7.78%	7.88%	8.01%	0.00%	0.00%
5-May-15	312,398,735.09	1,026.60	7.48%	7.84%	8.08%	0.00%	0.00%
4-May-15	312,918,164.62	1,026.18	7.18%	7.74%	8.00%	0.00%	0.00%
3-May-15	312,862,438.83	1,026.00	7.15%	7.79%	8.00%	0.00%	0.00%
2-May-15	312,806,709.88	1,025.82	7.12%	7.82%	8.01%	0.00%	0.00%
1-May-15	312,746,088.63	1,025.62	7.17%	7.84%	8.02%	0.00%	0.00%
30-Apr-15	295,263,007.47	1,025.17	6.86%	7.70%	7.92%	0.00%	0.00%
29-Apr-15	281,987,575.30	1,025.09	7.05%	7.80%	7.98%	0.00%	0.00%
28-Apr-15	276,060,045.34	1,024.92	7.12%	7.83%	7.99%	0.00%	0.00%
27-Apr-15	276,563,710.26	1,024.63	7.06%	7.79%	7.96%	0.00%	0.00%
26-Apr-15	274,658,807.86	1,024.61	7.31%	7.87%	8.03%	0.00%	0.00%
25-Apr-15	274,606,001.47	1,024.40	7.38%	7.90%	8.04%	0.00%	0.00%
24-Apr-15	274,549,098.83	1,024.19	7.43%	7.91%	8.04%	0.00%	0.00%
23-Apr-15	281,506,425.71	1,024.82	8.45%	8.41%	8.38%	0.00%	0.00%
22-Apr-15	282,124,519.01	1,023.28	6.92%	7.63%	7.85%	0.00%	0.00%
21-Apr-15	316,768,634.21	1,023.12	7.00%	7.66%	7.87%	0.00%	0.00%
20-Apr-15	306,959,890.58	1,022.95	7.09%	7.70%	7.89%	0.00%	0.00%
19-Apr-15	304,390,131.15	1,022.79	7.17%	7.74%	7.91%	0.00%	0.00%
18-Apr-15	304,334,498.94	1,022.60	7.24%	7.78%	7.98%	0.00%	0.00%
17-Apr-15	304,278,863.58	1,022.42	7.29%	7.80%	7.99%	0.00%	0.00%
16-Apr-15	298,754,862.68	1,022.23	7.35%	7.83%	7.97%	0.00%	0.00%
15-Apr-15	297,181,504.06	1,021.95	7.29%	7.78%	7.90%	0.00%	0.00%
14-Apr-15	293,216,919.31	1,021.77	7.35%	7.81%	7.93%	0.00%	0.00%
13-Apr-15	293,970,741.15	1,021.59	7.42%	7.84%	7.94%	0.00%	0.00%
12-Apr-15	292,643,677.62	1,021.42	7.49%	7.87%	7.95%	0.00%	0.00%
11-Apr-15	292,596,864.08	1,021.24	7.57%	7.89%	7.96%	0.00%	0.00%
10-Apr-15	292,544,327.23	1,021.06	7.62%	7.91%	7.97%	0.00%	0.00%

Fecha	Patrimonio neto del Fondo	Valor Cuota	Rentabilidad				
			30 días	60 días	90 días	180 días	365 días
9-Apr-15	235,163,814.24	1,020.82	7.62%	7.98%	7.93%	0.00%	0.00%
8-Apr-15	230,092,206.64	1,020.64	7.69%	8.00%	7.92%	0.00%	0.00%
7-Apr-15	226,291,045.06	1,020.46	7.86%	8.02%	8.22%	0.00%	0.00%
6-Apr-15	220,174,352.97	1,020.27	7.91%	8.18%	8.22%	0.00%	0.00%
5-Apr-15	217,207,678.82	1,020.24	8.15%	8.29%	8.21%	0.00%	0.00%
4-Apr-15	217,173,740.56	1,020.08	8.26%	8.31%	0.00%	0.00%	0.00%
3-Apr-15	217,139,800.38	1,019.92	8.38%	8.34%	0.00%	0.00%	0.00%
2-Apr-15	217,105,858.27	1,019.76	8.46%	8.37%	0.00%	0.00%	0.00%
1-Apr-15	161,547,599.46	1,019.53	8.46%	8.36%	0.00%	0.00%	0.00%
31-Mar-15	142,738,085.10	1,019.34	8.49%	8.36%	0.00%	0.00%	0.00%
30-Mar-15	137,561,450.60	1,019.11	8.49%	8.35%	0.00%	0.00%	0.00%
29-Mar-15	137,608,784.56	1,018.87	8.48%	8.34%	0.00%	0.00%	0.00%
28-Mar-15	137,577,360.45	1,018.64	8.48%	8.32%	0.00%	0.00%	0.00%
27-Mar-15	137,545,936.34	1,018.41	8.39%	8.31%	0.00%	0.00%	0.00%
26-Mar-15	122,153,960.87	1,018.14	8.36%	8.28%	0.00%	0.00%	0.00%
25-Mar-15	109,134,496.91	1,017.89	8.33%	8.26%	0.00%	0.00%	0.00%
24-Mar-15	109,019,845.01	1,017.66	8.32%	8.25%	0.00%	0.00%	0.00%
23-Mar-15	104,521,590.99	1,017.41	8.29%	8.23%	0.00%	0.00%	0.00%
22-Mar-15	103,798,397.47	1,017.18	8.28%	8.22%	0.00%	0.00%	0.00%
21-Mar-15	103,774,673.76	1,016.95	8.27%	8.20%	0.00%	0.00%	0.00%
20-Mar-15	103,750,950.05	1,016.72	8.27%	8.28%	0.00%	0.00%	0.00%
19-Mar-15	98,280,888.35	1,016.47	8.26%	8.26%	0.00%	0.00%	0.00%
18-Mar-15	97,794,917.67	1,016.24	8.27%	8.20%	0.00%	0.00%	0.00%
17-Mar-15	96,928,959.19	1,016.01	8.25%	8.14%	0.00%	0.00%	0.00%
16-Mar-15	95,336,023.77	1,015.78	8.23%	8.14%	0.00%	0.00%	0.00%
15-Mar-15	93,340,967.89	1,015.55	8.21%	8.12%	0.00%	0.00%	0.00%
14-Mar-15	93,319,608.18	1,015.32	8.21%	8.11%	0.00%	0.00%	0.00%
13-Mar-15	93,298,248.47	1,015.08	8.20%	8.09%	0.00%	0.00%	0.00%
12-Mar-15	91,676,917.13	1,014.84	8.17%	8.07%	0.00%	0.00%	0.00%
11-Mar-15	91,382,103.04	1,014.61	8.15%	8.02%	0.00%	0.00%	0.00%
10-Mar-15	90,850,136.66	1,014.38	8.29%	7.96%	0.00%	0.00%	0.00%
9-Mar-15	89,529,934.86	1,014.14	8.27%	8.37%	0.00%	0.00%	0.00%
8-Mar-15	85,284,047.27	1,013.82	8.13%	8.29%	0.00%	0.00%	0.00%
7-Mar-15	85,264,693.08	1,013.59	8.38%	8.15%	0.00%	0.00%	0.00%
6-Mar-15	85,245,338.89	1,013.36	8.37%	0.00%	0.00%	0.00%	0.00%
5-Mar-15	79,576,082.91	1,013.11	8.31%	0.00%	0.00%	0.00%	0.00%
4-Mar-15	63,022,748.38	1,012.85	8.25%	0.00%	0.00%	0.00%	0.00%
3-Mar-15	63,011,304.13	1,012.63	8.23%	0.00%	0.00%	0.00%	0.00%
2-Mar-15	62,252,557.80	1,012.40	8.20%	0.00%	0.00%	0.00%	0.00%
1-Mar-15	62,313,783.42	1,012.17	8.18%	0.00%	0.00%	0.00%	0.00%
28-Feb-15	62,299,728.34	1,011.95	8.15%	0.00%	0.00%	0.00%	0.00%
27-Feb-15	62,285,673.26	1,011.72	8.13%	0.00%	0.00%	0.00%	0.00%
26-Feb-15	62,271,618.18	1,011.49	8.10%	0.00%	0.00%	0.00%	0.00%
25-Feb-15	57,017,052.31	1,011.34	8.18%	0.00%	0.00%	0.00%	0.00%
24-Feb-15	56,582,629.10	1,011.10	8.15%	0.00%	0.00%	0.00%	0.00%
23-Feb-15	56,043,817.04	1,010.87	8.13%	0.00%	0.00%	0.00%	0.00%
22-Feb-15	52,998,119.48	1,010.65	8.12%	0.00%	0.00%	0.00%	0.00%
21-Feb-15	52,986,805.29	1,010.43	8.11%	0.00%	0.00%	0.00%	0.00%
20-Feb-15	52,975,491.10	1,010.21	8.10%	0.00%	0.00%	0.00%	0.00%
19-Feb-15	50,604,280.12	1,009.99	8.09%	0.00%	0.00%	0.00%	0.00%
18-Feb-15	47,056,999.14	1,009.75	8.24%	0.00%	0.00%	0.00%	0.00%

Fecha	Patrimonio neto del Fondo	Valor Cuota	Rentabilidad				
			30 días	60 días	90 días	180 días	365 días
17-Feb-15	43,067,598.52	1,009.52	8.20%	0.00%	0.00%	0.00%	0.00%
16-Feb-15	43,012,978.27	1,009.29	8.08%	0.00%	0.00%	0.00%	0.00%
15-Feb-15	42,578,914.15	1,009.07	7.97%	0.00%	0.00%	0.00%	0.00%
14-Feb-15	42,569,869.84	1,008.86	8.00%	0.00%	0.00%	0.00%	0.00%
13-Feb-15	42,560,825.53	1,008.64	7.98%	0.00%	0.00%	0.00%	0.00%
12-Feb-15	40,092,550.22	1,008.42	7.95%	0.00%	0.00%	0.00%	0.00%
11-Feb-15	37,720,248.50	1,008.19	7.93%	0.00%	0.00%	0.00%	0.00%
10-Feb-15	38,098,143.32	1,007.98	7.92%	0.00%	0.00%	0.00%	0.00%
9-Feb-15	37,592,228.66	1,007.76	7.83%	0.00%	0.00%	0.00%	0.00%
8-Feb-15	24,537,689.97	1,007.41	7.57%	0.00%	0.00%	0.00%	0.00%
7-Feb-15	24,532,548.05	1,007.20	8.41%	0.00%	0.00%	0.00%	0.00%
6-Feb-15	24,527,406.13	1,006.99	8.39%	0.00%	0.00%	0.00%	0.00%
5-Feb-15	11,854,584.42	1,006.56	7.87%	0.00%	0.00%	0.00%	0.00%
4-Feb-15	11,693,137.24	1,006.34	0.00%	0.00%	0.00%	0.00%	0.00%
3-Feb-15	11,575,355.36	1,006.14	0.00%	0.00%	0.00%	0.00%	0.00%
2-Feb-15	11,363,055.74	1,005.94	0.00%	0.00%	0.00%	0.00%	0.00%
1-Feb-15	9,917,008.33	1,005.73	0.00%	0.00%	0.00%	0.00%	0.00%
31-Jan-15	9,914,996.94	1,005.53	0.00%	0.00%	0.00%	0.00%	0.00%
30-Jan-15	9,912,985.55	1,005.32	0.00%	0.00%	0.00%	0.00%	0.00%
29-Jan-15	9,790,974.47	1,005.12	0.00%	0.00%	0.00%	0.00%	0.00%
28-Jan-15	9,775,469.59	1,004.91	0.00%	0.00%	0.00%	0.00%	0.00%
27-Jan-15	9,821,484.05	1,004.71	0.00%	0.00%	0.00%	0.00%	0.00%
26-Jan-15	9,393,487.97	1,004.49	0.00%	0.00%	0.00%	0.00%	0.00%
25-Jan-15	9,391,504.33	1,004.28	0.00%	0.00%	0.00%	0.00%	0.00%
24-Jan-15	9,389,520.69	1,004.07	0.00%	0.00%	0.00%	0.00%	0.00%
23-Jan-15	9,387,537.05	1,003.85	0.00%	0.00%	0.00%	0.00%	0.00%
22-Jan-15	9,564,155.94	1,003.65	0.00%	0.00%	0.00%	0.00%	0.00%
21-Jan-15	9,564,160.13	1,003.44	0.00%	0.00%	0.00%	0.00%	0.00%
20-Jan-15	9,562,166.70	1,003.23	0.00%	0.00%	0.00%	0.00%	0.00%
19-Jan-15	5,561,678.26	1,002.87	0.00%	0.00%	0.00%	0.00%	0.00%
18-Jan-15	5,540,551.42	1,002.67	0.00%	0.00%	0.00%	0.00%	0.00%
17-Jan-15	5,539,845.58	1,002.54	0.00%	0.00%	0.00%	0.00%	0.00%
16-Jan-15	5,539,139.74	1,002.41	0.00%	0.00%	0.00%	0.00%	0.00%
15-Jan-15	3,009,433.90	1,002.18	0.00%	0.00%	0.00%	0.00%	0.00%
14-Jan-15	2,926,864.81	1,001.98	0.00%	0.00%	0.00%	0.00%	0.00%
13-Jan-15	2,777,300.09	1,001.78	0.00%	0.00%	0.00%	0.00%	0.00%
12-Jan-15	2,766,744.54	1,001.58	0.00%	0.00%	0.00%	0.00%	0.00%
11-Jan-15	2,711,188.99	1,001.37	0.00%	0.00%	0.00%	0.00%	0.00%
10-Jan-15	2,710,818.29	1,001.23	0.00%	0.00%	0.00%	0.00%	0.00%
9-Jan-15	2,710,447.59	1,001.10	0.00%	0.00%	0.00%	0.00%	0.00%
8-Jan-15	410,076.89	1,000.19	0.00%	0.00%	0.00%	0.00%	0.00%
7-Jan-15	400,000.00	1,000.00	0.00%	0.00%	0.00%	0.00%	0.00%